

ChemComm

Accepted Manuscript



This is an *Accepted Manuscript*, which has been through the Royal Society of Chemistry peer review process and has been accepted for publication.

Accepted Manuscripts are published online shortly after acceptance, before technical editing, formatting and proof reading. Using this free service, authors can make their results available to the community, in citable form, before we publish the edited article. We will replace this *Accepted Manuscript* with the edited and formatted *Advance Article* as soon as it is available.

You can find more information about *Accepted Manuscripts* in the [Information for Authors](#).

Please note that technical editing may introduce minor changes to the text and/or graphics, which may alter content. The journal's standard [Terms & Conditions](#) and the [Ethical guidelines](#) still apply. In no event shall the Royal Society of Chemistry be held responsible for any errors or omissions in this *Accepted Manuscript* or any consequences arising from the use of any information it contains.

COMMUNICATION

Oxidative Heck Desymmetrisation of 2,2-Disubstituted Cyclopentene-1,3-diones

Cite this: DOI: 10.1039/x0xx00000x

S. E. Walker, C. J. C. Lamb, N. A. Beattie, P. Nikodemiak and A.-L. Lee*

Received 00th January 2015,
Accepted 00th January 2015

DOI: 10.1039/x0xx00000x

www.rsc.org/

Oxidative Heck couplings have been successfully developed for 2,2-disubstituted cyclopentene-1,3-diones. The direct coupling onto the 2,2-disubstituted cyclopentene-1,3-dione core provides a novel expedient way of enantioselectively desymmetrising all-carbon quaternary centres.

The 2,2-disubstituted cyclopentene-1,3-dione core is found in several biologically active natural products, including madindolines A and B,¹ similin A² and ochroleucin A₁,³ and metabolites such as preussidone⁴ and involutone⁵ (e.g. Figure 1). As such, a direct, catalytic method for accessing such motifs would be of synthetic value, but no examples of such methods were available at the commencement of this project.^{6,7} We therefore aimed to develop a Heck-type⁸ desymmetrisation on easily accessible substrates **1**⁹ using chiral enantiopure ligands¹⁰ (Scheme 1),¹¹ as this is in principle one of the most direct ways of obtaining the stereogenic all-carbon quaternary centre found in **2**.¹²

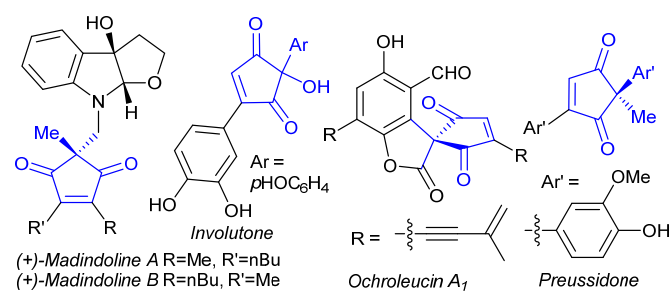
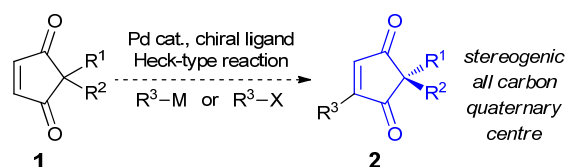


Figure 1 Examples of natural products containing 2,2-disubstituted cyclopentene-1,3-dione cores.

During the preparation of this manuscript, an elegant base-mediated organocatalytic alkylation method was reported by Mukherjee and co-workers using nitroalkyls as the alkylating agent.¹³ However, this alternative approach is necessarily limited to alkylations (R^3 =alkyl in **2**), which precludes it as a method towards non-alkyl substituted target products such as involutone, ochroleucin A₁ and preussidone (Figure 1). Therefore, the development of a Heck-type desymmetrisation, capable of *aryllating* enediones **1**, is

still highly relevant for the access of other 2,2-disubstituted cyclopentene-1,3-dione targets.

Despite their obvious potential, Heck-type reactions have not previously been reported on cyclopentene-1,3-dione substrates such as **1**. This lack of literature precedence is most likely due to the fact that cyclic enones are notoriously reluctant to undergo Pd(0)-catalysed Mizoroki-Heck couplings and will often produce the conjugate addition products instead, as well as being stereochemically precluded from undergoing the final step in the traditional Pd(0) Heck cycle: the *syn* β -H elimination.¹⁴ As substrates **1** are expected to be challenging substrates for the Heck-type reaction, our initial aim was to develop a racemic Heck-type protocol for **1**, followed by enantioselective desymmetrisations. Our successful efforts toward this goal are presented herein.



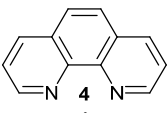
Scheme 1 Heck-type desymmetrisation of 2,2-disubstituted cyclopentene-1,3-diones.

We decided to utilise Pd(II)-catalysed oxidative Heck^{15,10d, 16} methods as they have recently been shown to be more compatible with cyclic enones than Pd(0)-catalysed Heck couplings.¹⁷ Nevertheless, examples of successful oxidative Heck couplings on cyclic enone derivatives are still fairly scarce¹⁸ and do not include any examples of enediones. Therefore, a brief screen of conditions was carried out to evaluate the feasibility of such a reaction (Table 1). Firstly, our recently developed ligand- and base-free conditions for cyclohexenone derivatives^{18a, 18j, 18k} failed to promote oxidative Heck coupling of cyclopentene-1,3-dione **1a** and arylboroxine **3a** (Entry 1, Table 1). We thus turned to conditions using *N*-ligands. While oxidative Heck reactions on simple cyclohexenones using molecular oxygen¹⁹ as the oxidant have been reported to proceed at room temperature using 1,10-phenanthroline ligand **4**,¹⁷ cyclopentene-1,3-dione **1a** produces only trace amounts of desired oxidative Heck product **2aa** at RT (Entry 2) and requires higher

COMMUNICATION

temperatures (70 °C) for good conversion to **2aa** (Entry 3). A control reaction without ligand also gives poor conversion (<10%, Entry 4).

Table 1 Selected conditions

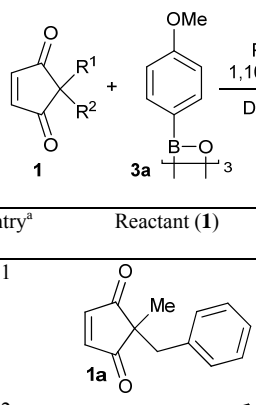
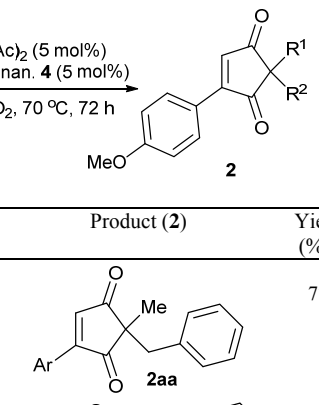
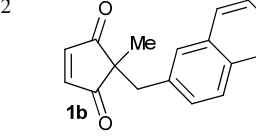
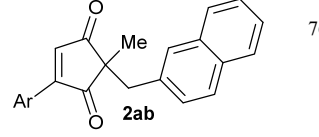
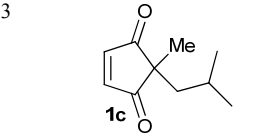
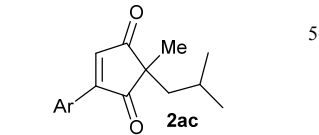
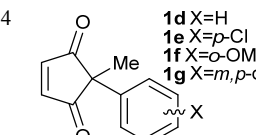
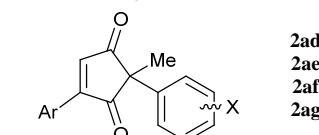
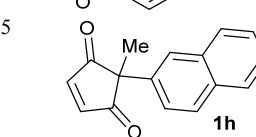
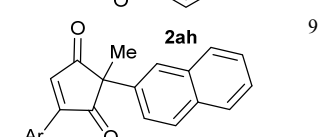
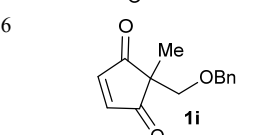
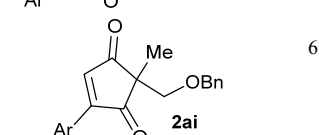
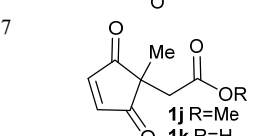
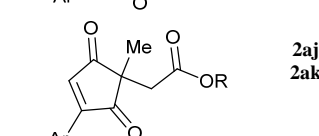
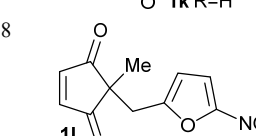
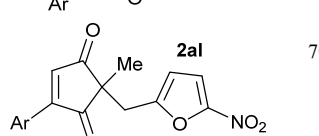
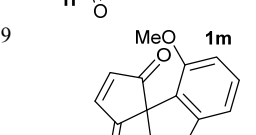
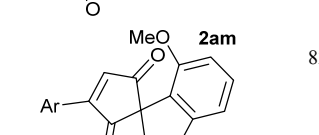
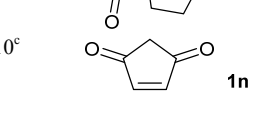
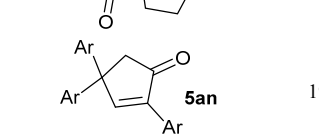
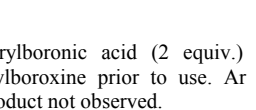
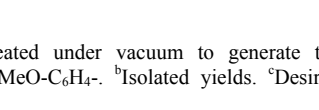






Entry	Ligand	Pd(II) cat.	Temp. (°C)	Result
1 ^{b,c}	-	Pd(OTf) ₂	70	No reaction
2 ^c		Pd(OAc) ₂	RT	Trace 2 , conjugate addition main product.
3 ^c	4	Pd(OAc) ₂	70	77% yield ^d
4 ^c	-	Pd(OAc) ₂	70	<10% conv.

^aArylboronic acid (2 equiv.) is heated under vacuum to generate the arylboroxine prior to use. ^bDMSO used as solvent, Pd(OTf)₂ formed *in situ* using 5 mol% Pd(OAc)₂ and 9.9 mol% TfOH. ^c48 h. ^dIsolated yields. ^e72 h.

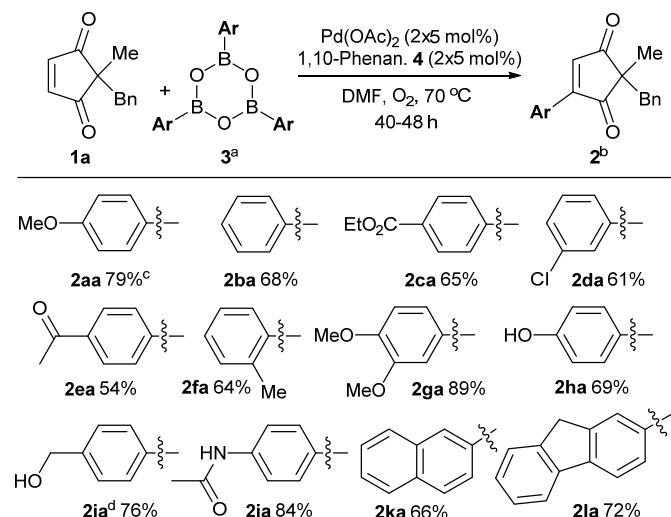
With the optimal conditions (Entry 3, Table 1) in hand, a screen of cyclopentene-1,3-diones **1** was carried out (Table 2). Firstly, changing the benzyl group in **1a** to a bulkier naphthyl equivalent (**1b**) is not detrimental to the yield (77% vs. 76% respectively, Entries 1-2). Replacing the benzyl in **1a** with an alkyl chain (**1c**), or with various aryls (**1d-1h**) are also tolerated (56%-95% Entries 3-5). Next, substrates with more functionality were probed. The oxidative Heck reaction with **1i** and **1j** demonstrate that benzyl protected alcohols as well as esters are well tolerated (63% and 94%, Entries 6-7). Pleasingly, even an unprotected carboxylic acid functionality is very well tolerated (83% **2ak**, Entry 7) as is a heterocycle (70% **2al**, Entry 8). These examples demonstrate that protecting groups are not always necessary for the oxidative Heck reaction. Spirocyclic **1m** also reacts well (82%, Entry 9). The reaction does not, however, quite tolerate enolisable protons at the 2-position of the cyclopentene-1,3-dione (**1n**). Instead of the desired **2an**, the unexpected product **5an** is observed instead, with two additional aryls installed (Entry 10).

Next, the arylboroxine scope was investigated. It should be noted that heating the commercial arylboronic acids²³ under vacuum to dehydrate them to the corresponding arylboroxine prior to use provides much improved yields (e.g. 89% **2ga** Table 3 vs. 30% using arylboronic acid).²⁴ The reaction conditions used so far also had to be modified in order to obtain good yields across a wider spectrum of aryl coupling partners. Portion-wise addition of the catalyst and ligand was found to be ideal for better conversions (see ESI). Using these conditions, the arylboroxine substrate scope study shows that a wide variety of arylboroxines are suitable coupling partners (Table 3). Electron-withdrawing (**2ca-2ea**) as well as electron-donating substituents (**2aa, 2fa-2ja**) are all tolerated well under the general reactions conditions as are *ortho* (**2fa**), *meta* (**2da, 2ga**) and *para* substituents (**2aa, 2ca, 2ea, 2ga-2ja**). Once again, tolerance to unprotected functional groups such as ketone (**2ea**), phenol (**2ha**), alcohol (**2ia**) and amide (**2ja**) is demonstrated. Furthermore, the ester, chloro and unprotected hydroxyl groups in **2ca, 2da** and **2ha-2ia** respectively also provide a handle for further functionalisation. Polycyclic aromatic groups (**2ka, 2la**), including 2-fluorene with a readily oxidisable position (**2la**) are also pleasingly tolerated.

Table 2 Substrate scope: cyclopentene-1,3-diones

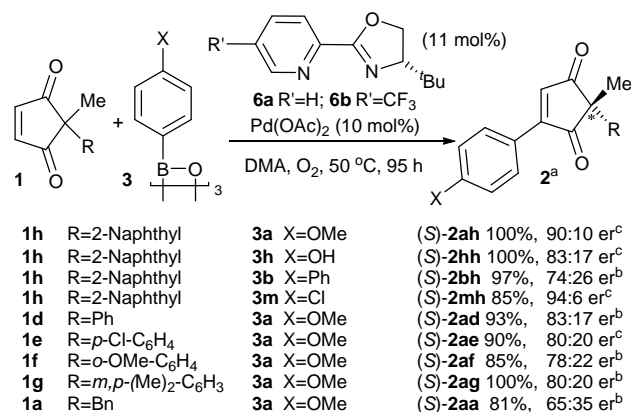
Entry ^a	Reactant (1)	Product (2)	Yield (%) ^b
1			77
2			76
3			56
4			2ad 79
			2ae 95
			2af 89
			2ag 91
5			91
6			63
7			2aj 94
			2ak 83
8			70
9			82
10 ^c			19

^aArylboronic acid (2 equiv.) is heated under vacuum to generate the arylboroxine prior to use. Ar = *p*-MeO-C₆H₄-. ^bIsolated yields. ^cDesired product not observed.

Table 3 Substrate scope: arylboroxines

^aCommercial arylboronic acid (2 equiv.) is heated under vacuum to generate the arylboroxine prior to use. ^bIsolated yields. ^cConditions as in Table 2. ^dPd(OAc)₂ (4x5 mol%), phenanthroline (4x6 mol%).

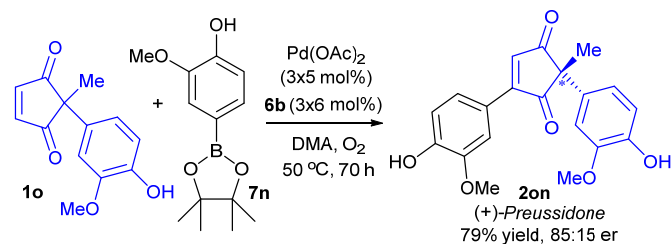
Finally, initial attempts at enantioselective desymmetrisation using commercially available chiral PyOX ligands **6a**²⁵ or **6b**²⁶ produced very promising results (Table 4). In order to avoid issues with competitive ligation from DMF solvent,^{10d} DMA was used as the solvent instead²⁷ and a lower temperature of 50 °C was also employed. To our delight, aryl substituted **1d-g** and naphthyl substituted **1h** substrates are desymmetrised in 74:26 to 94:6 e.r. and excellent yields (85-100%) under these initial conditions, using both electron-donating (**3a**, **3h**) and -withdrawing (**3m**) substituted aryl boroxines, thereby showing the promise and validity of our proposed idea in Scheme 1. A current limitation is that the e.r. is modest when R is not an aryl substituent (e.g. Bn in **1a**, giving 65:35 e.r. **2aa**).

Table 4 Enantioselective oxidative Heck desymmetrisations of **1**

^aIsolated yields. Er determined by chiral HPLC (Daicel IA or IB). ^bUsing **6a**. ^cUsing **6b**.

In order to ascertain the absolute stereochemistry of **2** by comparison with a known structure, a one-step synthesis of preussidone⁴ was attempted from **1o**. To our delight, (+)-preussidone was successfully obtained in 79% yield and 85:15 e.r., without the need for OH protection (Scheme 2).²⁸ By comparison with literature values,⁴ the *S* stereochemistry can be

assigned for **2on** and thereby by analogy, also for the products in Table 4.

**Scheme 2** Synthesis of (+)-preussidone.

In conclusion, oxidative Heck couplings have been developed for 2,2-disubstituted cyclopentene-1,3-diones **1** for the first time. These substrates were found to be more challenging oxidative Heck coupling partners compared to simple alkenes or cyclohexenones, as evidenced by the higher reaction temperatures (50-70 °C vs. RT) and stricter requirements for the dehydrated arylboroxine (vs. arylboronic acid). Nevertheless, the reaction is very functional group tolerant and reacts well even in the presence of unprotected alcohols, phenols, acids, amides and ketones. Our initial enantioselective results show that direct oxidative Heck reactions on 2,2-disubstituted cyclopentene-1,3-diones is potentially a powerful method to desymmetrise all-carbon quaternary centres on the cyclopentenedione core (up to 94:6 e.r. and quant. yields), as exemplified by the synthesis of (+)-preussidone. Further investigations into this enantioselective method are currently underway and will be reported in due course.

We thank James Jordan-Hore for preliminary experiments, EPSRC (SEW), and Erasmus (PN) for funding, the EPSRC UK National Mass Spectrometry Facility at Swansea University for analytical services and Johnson Matthey for loan of Pd(OAc)₂.

Notes and references

^a Institute of Chemical Sciences, School of Engineering and Physical Sciences, Heriot-Watt University, Edinburgh, EH14 4AS United Kingdom. E-mail: A.Lee@hw.ac.uk; Tel: +44 (0)131-4518030

† Electronic Supplementary Information (ESI) available: [Experimental procedures, ¹H NMR and ¹³C NMR spectra and full characterisation of new compounds.]. See DOI: 10.1039/c000000x/

- (a) T. Hirose, T. Sunazuka, T. Shirahata, D. Yamamoto, Y. Harigaya, I. Kuwajima and S. Omura, *Org. Lett.*, 2002, **4**, 501; (b) T. Hirose, T. Sunazuka, D. Yamamoto, E. Kaji and S. Omura, *Tetrahedron Lett.*, 2006, **47**, 6761; (c) S. Hosokawa, K. Sekiguchi, K. Hayase, Y. Hirukawa and S. Kobayashi, *Tetrahedron Lett.*, 2000, **41**, 6435; (d) C. C. McComas, J. B. Perales and D. L. Van Vranken, *Org. Lett.*, 2002, **4**, 2337; (e) T. Sunazuka, T. Hirose, T. Shirahata, Y. Harigaya, M. Hayashi, K. Komiyama, S. Omura and A. B. Smith III, *J. Am. Chem. Soc.*, 2000, **122**, 2122; (f) L. Wan and M. A. Tius, *Org. Lett.*, 2007, **9**, 647.
- H. A. Weber, D. C. Swenson, J. B. Gloer and D. Malloch, *Tetrahedron Lett.*, 1992, **33**, 1157.
- B. Sontag, M. Rütth, P. Spittler, N. Arnold, W. Steglich, M. Reichert and G. Bringmann, *Eur. J. Org. Chem.*, 2006, 1023.
- L. Du, J. B. King, B. H. Morrow, J. K. Shen, A. N. Miller and R. H. Cichewicz, *J. Nat. Prod.*, 2012, **75**, 1819.
- (a) R. Antkowiak, W. Z. Antkowiak, I. Banczyk and L. Mikołajczyk, *Can. J. Chem.*, 2003, **81**, 118; (b) L. Mikołajczyk and W. Z. Antkowiak, *Heterocycles*, 2009, **79**, 423; (c) Z.-Y. Zhou and J.-K. Liu, *Nat. Prod. Rep.*, 2010, **27**, 1531.

COMMUNICATION

- 6 For a related report on Cu(I)-catalysed desymmetrisation *via* a two-step conjugate addition/oxidation method, see: (a) K. Aikawa, T. Okamoto and K. Mikami, *J. Am. Chem. Soc.*, 2012, **134**, 10329; For direct vinylogous nucleophilic addition of deconjugated butenolides using organocatalysts, see: (b) M. S. Manna and S. Mukherjee, *Chem. Sci.*, 2014, **5**, 1627.
- 7 For review on desymmetrising cyclopentanes, see: M. S. Manna and S. Mukherjee, *Org. Biomol. Chem.*, 2015, **13**, 18.
- 8 For recent reviews on asymmetric Heck and related reactions, see: (a) D. McCartney and P. J. Guiry, *Chem. Soc. Rev.*, 2011, **40**, 5122; (b) M. Oestreich, *Angew. Chem. Int. Ed.*, 2014, **53**, 2282; (c) H. Li, C. H. Ding, B. Xu and X. L. Hou, *Acta Chim. Sinica*, 2014, **72**, 765.
- 9 See ESI for details on substrate synthesis.
- 10 For selected examples of intermolecular enantioselective oxidative Heck reactions, see: (a) T.-S. Mei, H. H. Patel and M. S. Sigman, *Nature*, 2014, **508**, 340; (b) T.-S. Mei, E. W. Werner, A. J. Burckle and M. S. Sigman, *J. Am. Chem. Soc.*, 2013, **135**, 6830; (c) S. Sakaguchi, K. S. Yoo, J. O'Neill, J. H. Lee, T. Stewart and K. W. Jung, *Angew. Chem. Int. Ed.*, 2008, **47**, 9326; (d) K. S. Yoo, C. P. Park, C. H. Yoon, S. Sakaguchi, J. O'Neill and K. W. Jung, *Org. Lett.*, 2007, **9**, 3933.
- 11 For reviews of catalytic enantioselective desymmetrisations, see: (a) K. Mikami and A. Yoshida, *J. Synth. Org. Chem. Jpn.*, 2002, **60**, 732; (b) T. Rovis, in *New Frontiers in Asymmetric Catalysis*, eds. K. Mikami and M. Lautens, Wiley: Hoboken, NJ, 2007, p. 275; (c) R. S. Ward, *Chem. Soc. Rev.*, 1990, **19**, 1; (d) M. C. Willis, *J. Chem. Soc. Perkin Trans. 1*, 1999, 1765.
- 12 *Quaternary Stereocenters: Challenges and Solutions for Organic Synthesis*, Blackwell Science Publ, Oxford, 2005.
- 13 M. S. Manna and S. Mukherjee, *J. Am. Chem. Soc.*, 2015, **137**, 130.
- 14 (a) D. Tanaka and A. G. Myers, *Org. Lett.*, 2004, **6**, 433; (b) Y. Fall, H. Doucet and M. Santelli, *Tetrahedron*, 2009, **65**, 489.
- 15 For reviews on oxidative Heck, see: (a) B. Karimi, H. Behzadnia, D. Elhamifar, P. F. Akhavan, F. K. Esfahani and A. Zamani, *Synthesis*, 2010, 1399; (b) Y. J. Su and N. Jiao, *Curr. Org. Chem.*, 2011, **15**, 3362.
- 16 Selected papers on oxidative Heck, for examples on cyclic enones see ref. 17-18: (a) M. M. S. Andappan, P. Nilsson and M. Larhed, *Chem. Commun.*, 2004, 218; (b) C. S. Cho and S. Uemura, *J. Organomet. Chem.*, 1994, **465**, 85; (c) J. D. Crowley, K. D. Hanni, A.-L. Lee and D. A. Leigh, *J. Am. Chem. Soc.*, 2007, **129**, 12092; (d) J. H. Delcamp, A. P. Brucks and M. C. White, *J. Am. Chem. Soc.*, 2008, **130**, 11270; (e) J. H. Delcamp, P. E. Gormisky and M. C. White, *J. Am. Chem. Soc.*, 2013, **135**, 8460; (f) X. Du, M. Suguro, K. Hirabayashi, A. Mori, T. Nishikata, N. Hagiwara, K. Kawata, T. Okeda, H. F. Wang, K. Fugami and M. Kosugi, *Org. Lett.*, 2001, **3**, 3313; (g) Z. He, S. Kirchberg, R. Froehlich and A. Studer, *Angew. Chem. Int. Ed.*, 2012, **51**, 3699; (h) A. Inoue, H. Shinokubo and K. Oshima, *J. Am. Chem. Soc.*, 2003, **125**, 1484; (i) Y. C. Jung, R. K. Mishra, C. H. Yoon and K. W. Jung, *Org. Lett.*, 2003, **5**, 2231; (j) L. Meng, C. Liu, W. Zhang, C. Zhou and A. Lei, *Chem. Commun.*, 2014, **50**, 1110; (k) J. Ruan, X. Li, O. Saidi and J. Xiao, *J. Am. Chem. Soc.*, 2008, **130**, 2424; (l) Y. Su and N. Jiao, *Org. Lett.*, 2009, **11**, 2980; (m) P. Sun, Y. Zhu, H. Yang, H. Yan, L. Lu, X. Zhang and J. Mao, *Org. Biomol. Chem.*, 2012, **10**, 4512; (n) E. W. Werner and M. S. Sigman, *J. Am. Chem. Soc.*, 2010, **132**, 13981; (o) C. Zheng, D. Wang and S. S. Stahl, *J. Am. Chem. Soc.*, 2012, **134**, 16496.
- 17 K. S. Yoo, C. H. Yoon and K. W. Jung, *J. Am. Chem. Soc.*, 2006, **128**, 16384.
- 18 For example, see: (a) S. E. Walker, J. A. Jordan-Hore, D. G. Johnson, S. A. Macgregor and A.-L. Lee, *Angew. Chem. Int. Ed.*, 2014, **53**, 13876; (b) Y. W. Kim and G. I. Georg, *Org. Lett.*, 2014, **16**, 1574; (c) A. Carrér, J.-D. Brion, S. Messaoudi and M. Alami, *Org. Lett.*, 2013, **15**, 5606; (d) A. L. Gottumukkala, J. F. Teichert, D. Heijnen, N. Eisink, S. van Dijk, C. Ferrer, A. van den Hoogenband and A. J. Minnaard, *J. Org. Chem.*, 2011, **76**, 3498; (e) Y. Izawa, C. Zheng and S. S. Stahl, *Angew. Chem. Int. Ed.*, 2013, **52**, 3672; (f) Y. Li, Z. Qi, H. Wang, X. Fu and C. Duan, *J. Org. Chem.*, 2012, **77**, 2053; (g) B. Mondal, S. Hazra and B. Roy, *Tetrahedron Lett.*, 2014, **55**, 1077; (h) D.-C. Xiong, L.-H. Zhang and X.-S. Ye, *Org. Lett.*, 2009, **11**, 1709; (i) K. S. Yoo, J. O'Neill, S. Sakaguchi, R. Giles, J. H. Lee and K. W. Jung, *J. Org. Chem.*, 2010, **75**, 95; (j) J. A. Jordan-Hore, J. N. Sanderson and A.-L. Lee, *Org. Lett.*, 2012, **14**, 2508; (k) S. E. Walker, J. Boehnke, P. E. Glen, S. Levey, L. Patrick, J. A. Jordan-Hore and A.-L. Lee, *Org. Lett.*, 2013, **15**, 1886. See also ref. 16a and 17.
- 19 K. M. Gligorich and M. S. Sigman, *Chem. Commun.*, 2009, 3854.
- 20 One possible explanation for this is that tautomerisation of the desired oxidative Heck product can now occur, allowing 1,2-addition (see ref. 21)/tautomerisation/coupling *via* π -allyl intermediate (see ref. 22) to produce the triarylated product **5an**.
- 21 T. Yamamoto, T. Ohta and Y. Ito, *Org. Lett.*, 2005, **7**, 4153.
- 22 Y. Kayaki, T. Koda and T. Ikariya, *Eur. J. Org. Chem.*, 2004, 4989.
- 23 It should be noted that commercial aryl boronic acid samples are often a mixture of the aryl boronic acid and arylboroxine in equilibrium. D. G. Hall, in *Boronic Acids*, Wiley-VCH Verlag GmbH & Co. KGaA, 2011, pp. 1-133.
- 24 Alternatively, arylboronic acid pinacol esters can also be used, although the yields are slightly lower than with arylboronic acids. For example, **2bh** is formed in 84% and 78% yields using phenylboronic acid and pinacol ester respectively, under general conditions shown in Table 2.
- 25 H. Shimizu, J. C. Holder and B. M. Stoltz, *Beilstein J. Org. Chem.*, 2013, **9**, 1637.
- 26 E. W. Werner, T.-S. Mei, A. J. Burckle and M. S. Sigman, *Science*, 2012, **338**, 1455.
- 27 R. Diaz-Torres and S. Alvarez, *Dalton Trans.*, 2011, **40**, 10742.
- 28 The arylboronic acid pinacol ester **7n** was used here as it is commercially available while the corresponding arylboronic acid is not.