

Soft Matter

Accepted Manuscript



This is an *Accepted Manuscript*, which has been through the Royal Society of Chemistry peer review process and has been accepted for publication.

Accepted Manuscripts are published online shortly after acceptance, before technical editing, formatting and proof reading. Using this free service, authors can make their results available to the community, in citable form, before we publish the edited article. We will replace this *Accepted Manuscript* with the edited and formatted *Advance Article* as soon as it is available.

You can find more information about *Accepted Manuscripts* in the [Information for Authors](#).

Please note that technical editing may introduce minor changes to the text and/or graphics, which may alter content. The journal's standard [Terms & Conditions](#) and the [Ethical guidelines](#) still apply. In no event shall the Royal Society of Chemistry be held responsible for any errors or omissions in this *Accepted Manuscript* or any consequences arising from the use of any information it contains.

Vibro-levitation and inverted pendulum: parametric resonance in vibrating droplets and soft materials

Cite this: DOI: 10.1039/x0xx00000x

Rahul Ramachandran and Michael Nosonovsky*

Received 00th February 2014,

Accepted 00th February 2014

DOI: 10.1039/x0xx00000x

www.rsc.org/

The phenomenon of liquid droplets “levitating” or bouncing off a liquid vibrating surface has attracted attention of scientists due to its possible application in microfluidics and novel nanostructured superhydrophobic materials. Several models have been suggested in the literature, and the effect is usually attributed to non-linear viscosity. Here we suggest a simple model relating the effect to the parametric resonance as described by the Mathieu equation, which explains stabilization of an inverted pendulum with vibration foundation. Small fast vibrations can be substituted by an effective “levitation” force. We present modeling and experimental results for oil droplets and discuss how the mathematical separation of the slow and fast motion provides insights on the relation of vibro-levitation of oil droplets and soft materials with the vibro-stabilization of an inverted pendulum, and the “Indian rope” and “Cornstarch monster” tricks.

1 Introduction

Levitation (from Latin *levitas* lightness) is the process by which an object is suspended by a physical force against gravity. While levitation was claimed by many ancient spiritual and occult teachings and studied by scholars including Sir Isaac Newton, who investigated the possibility of levitation as an opposite force to gravitation¹, physics investigates several ways of levitation including magnetic, electrostatic, acoustic, aerodynamic and others². Acoustic levitation is one possibility of a particular interest. The phenomenon is based on the non-linear nature of intense sound waves which results in acoustic radiation pressure creating an average positive force on a suspended object which resists the weight of the object³.

Droplets, despite their apparent simplicity, constitute quite complex objects involving such properties and effects as the surface tension, Laplace pressure, capillary waves, and non-linear viscosity. Droplet transport, coalescence, and bouncing off solid and liquid surfaces is still not completely understood, since it involves complex interactions and can lead to complicated scenarios of droplet evolution. This complexity of droplet behavior makes them suitable for various applications in novel smart nanostructured materials, ranging from superhydrophobicity and icephobicity to microfluidic applications where droplets can serve as micro-reactors for various chemical compounds carried by coalescent water droplets⁴⁻¹⁶. It has been shown that droplet coalescence can realize the Boolean logic and thus a “droplet computer” can in principle be created¹⁷⁻¹⁹.

Recent studies showed experimentally that incoming droplets can bounce-off from a vibrating liquid surface thus leading to the “walking droplets” which, in a sense, combine the properties of waves and particles thus serving an illustration of the particle-wave duality²⁰⁻²². The effect of bouncing

droplets is thought to be similar to the acoustic levitation due to non-linear viscosity in a thin film which leads to hysteresis. However, a detailed model of such effects remains quite complex and several ideas have been suggested in the literature²³⁻²⁵.

It was suggested²⁶ that the classical stability problem of an inverted pendulum on vibrating foundation has relevance to a diverse class of non-linear effects involving dynamic stabilization of statically unstable systems ranging from the vibrational stabilization of beams, to novel “dynamic materials,” the transport and separation of granular material, soft matter, bubbles and droplets, to synchronization of rotating machinery. In these problems, the small fast vibrational motion can be excluded from the consideration and substituted by effective slow forces acting on the system causing the stabilizing effect.

In this paper we suggest a simple analogy between levitating droplets over a vibrating liquid surface and a well known mechanical system consisting of an inverted pendulum on a vibrating foundation. This analogy sheds light on the necessary conditions for droplet levitation. We further discuss the relation of the phenomenon to other non-linear vibration-caused effects, such as the vibro-levitating “Indian rope” magic trick^{27,28}, the “corn starch monster” trick, vibration-induced phase transitions²⁹, as well as possible applications for “smart” dynamic nanocomposite materials³⁰.

2 Model

2.1 The separation of slow and fast motion and the inverted pendulum

The stabilization of an inverted pendulum on a vibrating foundation is a classical dynamic problem, which has been studied by Stephenson in 1908 using the Mathieu equation

approach^{31, 32}. Kapitza suggested in 1951 a different approach using the separation of the fast vibrational motion over slow oscillations³³. The equation of motion for such a general system can be written in the form

$$m\ddot{x} = -\frac{d\Pi}{dx} + f \cos \Omega t \quad (1)$$

where $\Pi(x)$ is the potential energy, m is the mass, Ω is the frequency of vibration (which is much greater than the natural frequency of the system), $F = -\frac{d\Pi}{dx}$ is a “slow” force and $f \cos \Omega t$ is a fast oscillating force of constant amplitude f . The solution is sought as a sum of the slow and fast oscillating motions $x = X(t) + \xi(t)$. The fast component ξ is assumed to be periodic with the average $\langle \xi(t) \rangle = (\Omega/2\pi) \int_0^{2\pi/\Omega} \xi(t) dt = 0$.

The “fast” component of motion disappears on the “slow” time scale. To compensate for this an additional effective force is introduced into the equation of motion for the slow component X yielding the equation of motion $m\ddot{X} = -\frac{d\Pi_{eff}}{dX}$, where

$$\Pi_{eff} = \Pi + \frac{m}{2} \langle \dot{\xi}^2 \rangle = \Pi + \frac{f^2}{2m\Omega^2} \quad (2)$$

is the effective potential energy. Note that an unstable equilibrium (a local maximum of $\Pi(X)$) can stabilize by the addition of the always-positive-definite term $\frac{m}{2} \langle \dot{\xi}^2 \rangle$.

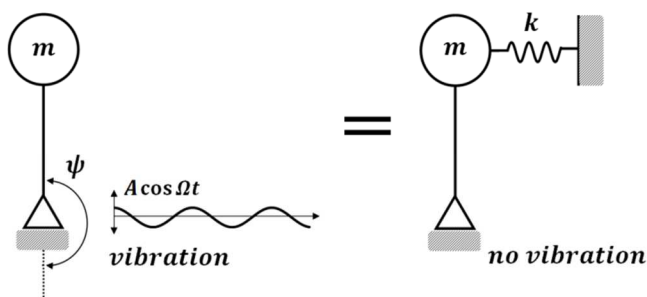


Fig. 1 An inverted pendulum on a foundation vibrating with a periodic displacement $A \cos \Omega t$ can be represented as an inverted pendulum stabilized by a spring k .

As an example, consider a system of an inverted pendulum being stabilized in the upside down equilibrium position by the harmonic vibration of its foundation (Fig. 1). The length of the pendulum is L and mass is m . The harmonic oscillation of the foundation is in the form $A \cos \Omega t$ where A is the amplitude of vibration and Ω is the frequency of vibration ($\Omega \gg \sqrt{g/L}$). Its equation of motion is given by

$$L\ddot{\psi} = g \sin \psi - A\Omega^2 \sin \psi \cos \Omega t \quad (3)$$

Substituting $f = A\Omega^2 \sin \psi$ into Eq. 2, the effective potential energy is given by

$$\Pi_{eff} = mgL \left(-\cos \psi + \frac{A^2 \Omega^2}{4gL} \sin^2 \psi \right) \quad (4)$$

The effective stabilizing force is now given by

$$V = \frac{\partial}{\partial \psi} \left(\frac{A^2 \Omega^2 m}{4} \sin^2 \psi \right) = -\frac{mA^2 \Omega^2}{4} \sin 2\psi \quad (5)$$

For small angles, the stabilizing force is equivalent to the action of a linear elastic spring force $V = -k\psi$ that keeps an inverted pendulum in equilibrium with the effective spring constant $k = \frac{mA^2 \Omega^2}{2}$. The stability criterion is given by the condition in Eq. 4 being a positive-definite function near the state of equilibrium

$$A^2 \Omega^2 > 2gL \quad (6)$$

Note also that Eq. 3 can be presented in the form of Mathieu equation,

$$\ddot{\psi} - \frac{g}{L} \left(1 - \frac{A\Omega^2}{g} \cos \Omega t \right) \sin \psi = 0 \quad (7)$$

The stability of motion governed by Eq. 7 can be studied by the standard methods, which are valid in the assumption of small values of $A\Omega^2/g$.

2.2 Liquid droplet levitating on a vibrating foundation

Consider a liquid droplet with the mass m above a flat surface. We will assume that the droplet has the shape of a truncated sphere and thus is characterized by the radius R , height h , and the radius of the foundation x (Fig. 2a-b). The total energy of the droplet involves the gravitational potential energy mgz , where z is the position of the center of mass, and the free surface energy $A_s \gamma_L$, where A_s is the droplet's surface area and γ_L is the surface free energy per unit area. We assume that the droplet is small enough in comparison with the capillary length $\lambda_c = \sqrt{\gamma_L/\rho g}$, where ρ is the density; therefore, the capillary contribution prevails over the gravitational one. The capillary length for water ($\gamma_L = 0.07$ N/m, $\rho = 10^3$ kg/m³) at standard temperature and pressure is about $\lambda_c = 2.6$ mm, whereas for corn oil ($\gamma_L = 0.032$ N/m, $\rho = 900$ kg/m³) $\lambda_c = 1.9$ mm.

The volume, surface area, and the position of the center of mass above the foundation of the truncated sphere are given by³⁴

$$V = \frac{1}{3} \pi h^2 (3R - h) = \frac{1}{3} \pi R^3 (2 - 3 \cos \theta + \cos^3 \theta) \quad (8)$$

$$A_s = 2\pi R h = \pi(x^2 + h^2) \quad (9)$$

$$z = \frac{3(2R-h)^2}{4(3R-h)} \quad (10)$$

where x and θ are the foundation radius and the contact angle of the droplet given by

$$x^2 = 2Rh - h^2 \quad (11)$$

and

$$\sin \theta = x/R \quad (12)$$

We now consider spreading of the droplet from the initial spherical shape along the flat surface (Fig. 2(b)). The total volume of the droplet remains constant, so that

$$R = R_0 \left(\frac{4}{2-3\cos\theta+\cos^3\theta} \right)^{1/3} \quad (13)$$

where R_0 is the initial radius. If the droplet spreads along the liquid surface (of the same liquid), the change of the net surface free energy is given by the free surface energy times the area of the droplet minus the foundation area.

$$\Pi = \gamma_L \pi R^2 (1 - \cos \theta)^2 = \gamma_L \pi R_0^2 \left(\frac{4}{2-3\cos\theta+\cos^3\theta} \right)^{2/3} (1 - \cos \theta)^2 \quad (14)$$

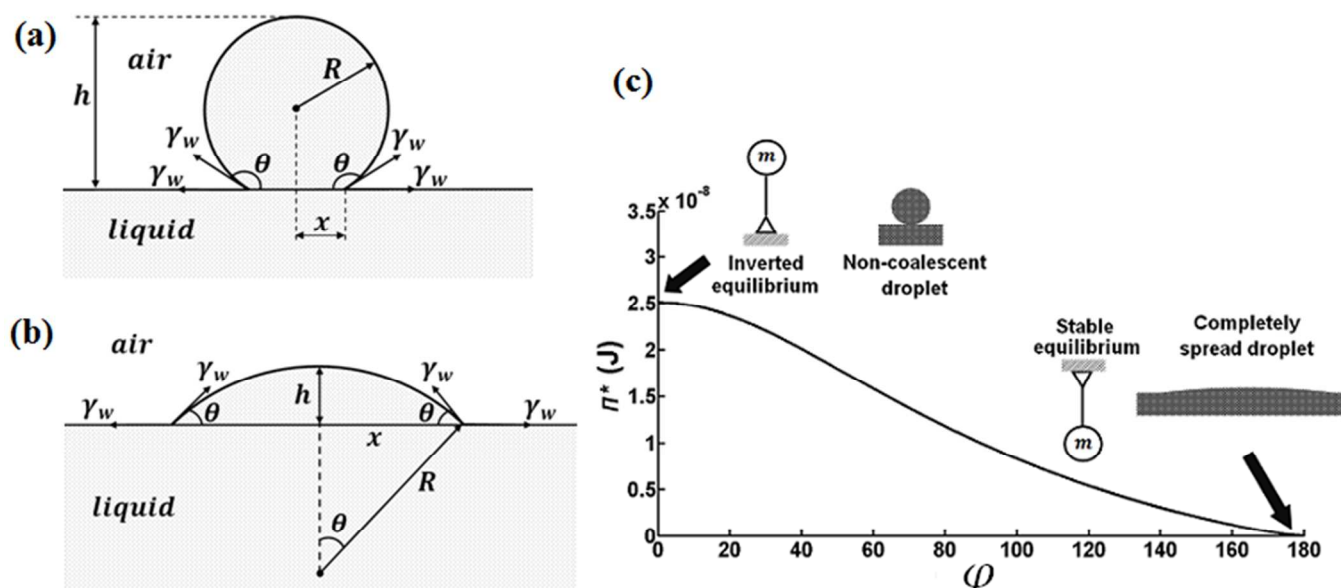


Fig. 2 (a) and (b) The droplet as it spreads from a full sphere to a spherical cap of radius R , (c) Energy of a droplet (corn oil, $R_0 = 0.25\text{mm}$, $\gamma_L = 0.032\text{N/m}$) as it coalesces with the bulk liquid, and the similarity of this energy function to that of an inverted pendulum.

The plot of energy as a function of θ for a corn oil droplet of $R_0 = 0.25\text{mm}$ and $\gamma_L = 0.032\text{N/m}$ is shown in (Fig. 2(c)), and it is observed that $\theta = 180^\circ$ corresponds to the unstable equilibrium, similar to an inverted pendulum. Therefore, it is convenient to introduce the variable $\varphi = 180^\circ - \theta$ to characterize the shape of the droplet so that $\varphi = 0$ at equilibrium.

Consider now the flat surface vibrating as $u = A\cos\Omega t$. The dynamic equation of motion of the droplet in the vicinity of the unstable equilibrium is

$$\chi\ddot{\varphi} + \beta\dot{\varphi} + \frac{\partial\Pi}{\partial\varphi} = Q_\varphi \quad (15)$$

where χ is the inertial coefficient associated with droplet's shape change, β is the viscous constant, and Q_φ is the periodic force from the substrate affecting the droplet shape change. The force Q_φ includes a term proportional to the area of contact, $\pi x^2 = \pi(R_0\varphi)^2$, and a term proportional to the length of the contact line $2\pi x = 2\pi R_0\varphi$; however, for small φ , the second term prevails. Furthermore, assuming that non-linear viscous force acts in the thin film of air, we assume that the force Q_φ includes a term proportional to the velocity \dot{u} and squared velocity \dot{u}^2 . The latter term is present due to hysteresis, i.e., the viscous force during the forward motion is different from that during the backward motion

$$Q_\varphi = 2\pi R_0\varphi[\alpha_1 A\Omega\sin\Omega t + \alpha_2 (A\Omega\sin\Omega t)^2] \quad (16)$$

where α_1 and α_2 are coefficients corresponding to the linear and non-linear components of the force.

To estimate the values of the parameters χ , β and k we use the following considerations. When the droplet is deformed, the work done per unit time is proportional to the momentum of droplet and thus $m\frac{dx}{dt}d\dot{x} = \chi\varphi d\dot{\varphi}$, where m is the mass of the droplet. From Fig. 2(a),

$x = R\sin\theta = R_0\left(\frac{4}{2-3\cos\theta+\cos^3\theta}\right)^{\frac{1}{3}}\sin\theta$. For θ close to 180° (or $\varphi \rightarrow 0^\circ$), $\frac{dx}{d\varphi} = R_0$. This gives

$$\chi = mR_0^2 \quad (17)$$

Similarly, one can argue that the viscosity of the liquid, μ is related to β as

$$\beta = \mu R_0 \quad (18)$$

For θ close to 180° (or $\varphi \rightarrow 0^\circ$),

$$k = \left|\frac{\partial^2\Pi}{\partial\varphi^2}\right|_{\varphi=0^\circ} = 4\gamma_L\pi R_0^2 \quad (19)$$

Using in Eq.16, $(\sin\Omega t)^2 = (1 - \cos 2\Omega t)/2$ and substituting the amplitudes $f_1 = 2\pi R_0\varphi\alpha_1 A\Omega$ and $f_2 = 2\pi R_0\varphi\alpha_2 A^2\Omega^2$ into Eq. 1 yields for the effective "levitating" force

$$V = \frac{\partial}{\partial\varphi}\left(\frac{f_1^2}{2\chi\Omega^2} + \frac{f_2^2}{8\chi\Omega^2}\right) \quad (20)$$

$$= \frac{4\pi^2 A^2 R_0^2}{\chi}(4\alpha_1^2 + \alpha_2^2 A^2\Omega^2)\varphi$$

For a corn oil droplet (density $\sim 900\text{kg/m}^3$, $\gamma_L = 0.032\text{N/m}$) with $R_0 = 0.25\text{mm}$ we can estimate $\chi = 1.86 \times 10^{-11}\text{kg m}$, and $k = 2.51 \times 10^{-8}\text{Nm}$. It is difficult to estimate the coefficients α_1 and α_2 involving the linear and non-linear components of viscosity in the thin air layer. However, the values of α_1 and α_2 are not of interest by themselves, but due to the fact that the viscous force in the form of Eq. 16 results in a stabilizing force linearly proportional to φ as given by Eq. 20, which is also dependent on Ω .

We note the parallelism between these two systems: the inverted pendulum and the droplet on vibrating foundation. Thus, for a non-vibrating foundation, the position of the

spherical drop on top of the liquid surface corresponds to maximum energy and therefore it is similar to the unstable equilibrium of the inverted pendulum. Vibrating foundation can stabilize the inverted pendulum. In the following sections, we will consider other systems with a somewhat similar behavior.

2.3 The “Indian rope” trick

Another interesting phenomenon related to the vibro-levitation is the “Indian rope” trick. The famous trick involves a magician (an Indian fakir) holding a flexible rope, which under certain conditions levitates like a vertical rod. While accounts for the trick remain controversial, Mullin et al.²⁷ suggested that the rope, modeled as a flexible beam, levitates due to vibrating foundation causing the parametric excitation similar to the inverted pendulum.

Shishkina et al.²⁸ investigated a rope treated as a flexible Euler beam with the stiffness k subjected to the gravity and an axial load oscillating near the constant value of c^2 with the amplitude εa^2 and frequency Ω . The transversal deflection of the beam $u(x,t)$ is governed by

$$\frac{\partial^2 u}{\partial t^2} + k \frac{\partial^4 u}{\partial x^4} + (c^2 + \varepsilon \Omega^2 \sin \Omega t) \frac{\partial u}{\partial x} + (c^2 + \varepsilon \Omega^2 \sin \Omega t) x \frac{\partial^2 u}{\partial x^2} = 0 \quad (21)$$

They showed that effect of the oscillating load is equivalent to the increase of the effective flexural stiffness of the rope, k , which becomes equal to $k_{eff} = k + \frac{\varepsilon^2 \Omega^2}{2} x^2$, where x is the distance along the rope. This increase can be significant to exceed the critical value of the stiffness and prevent buckling of the beam (Fig. 3).

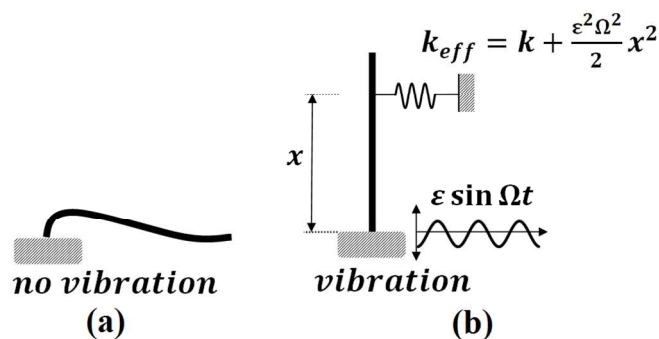


Fig. 3 (a) A rope which is under no vibration, buckles under its own weight (b) vertical vibrations results in an increased effective stiffness which prevents buckling.

The same result can be obtained directly by setting the amplitude in Eq. 1 as

$$f = \varepsilon \Omega^2 \left(\frac{\partial u}{\partial x} + x \frac{\partial^2 u}{\partial x^2} \right) \quad (22)$$

The effective force is then calculated, using $\langle \frac{\partial u}{\partial x} \frac{\partial^2 u}{\partial x^2} \rangle = 0$ and $\langle \left(\frac{\partial^2 u}{\partial x^2} \right)^2 \rangle = \frac{1}{2}$ as

$$V = \frac{\partial}{\partial x} \left(\frac{f^2}{2\Omega^2} \right) = \frac{\varepsilon^2 \Omega^2}{2} x \quad (23)$$

2.4 Cornstarch monsters and other effects

Colloidal suspension of cornstarch in water is a common example of dilatant or shear-thickening fluid. If the cornstarch suspension is taken in hand and squeezed, it can be observed that the suspension turns solid and its surface feels powdery. As soon as the pressure is released, it returns back to its initial flowing state.

Peclet number (Pe) which is the ratio of hydrodynamic to diffusion transport rates governs the behavior of colloids. $Pe = \frac{\text{rate of advection}}{\text{rate of diffusion}} = \frac{r^2 \frac{\partial u}{\partial y}}{D}$, where r is the particle radius, D is the diffusion coefficient, and $\frac{\partial u}{\partial y}$ is the shear rate. At high Pe (high shear rates) the hydrodynamic forces are too strong for the diffusion transport to restore the equilibrium of colloidal particles in the suspension. This non-equilibrium state consists of particles clustering together, called hydroclusters³⁵.

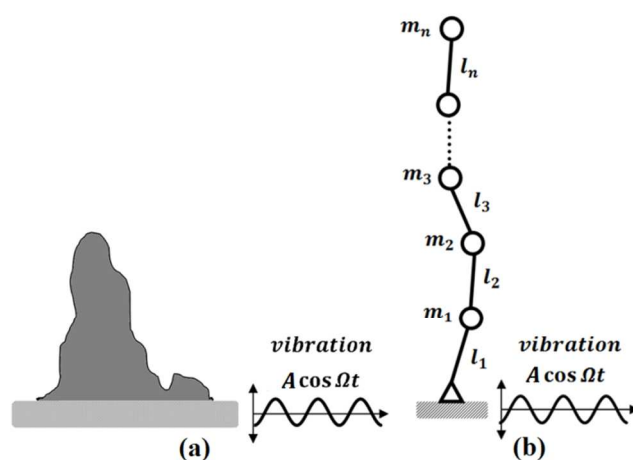


Fig. 4 (a) cornstarch monsters formed on a vibrating foundation, (b) a simplified equivalent system of multiple pendulums on a vibrating foundation, in which the masses m_1, m_2, \dots, m_n correspond to hydroclusters of cornstarch particles.

The hydroclusters are a non-equilibrium state, returning to the equilibrium state of randomness and fluidity once the shear stress is removed. For the system of cornstarch colloidal suspension in water, it is observed that the “cornstarch monsters” levitate on a vibrating surface like an inverted pendulum or the rope in the “Indian rope trick” (Fig. 4(a)). The harmonic vibration of foundation again is seen to stabilize this system in its far-from-equilibrium state.

The hydroclusters formed in cornstarch on application of stress can be simplified into a system of multiple pendulums as shown in Fig. 4(b). High strain rates due to the harmonically vibrating foundation causes formation of hydroclusters of cornstarch particles in water. The hydroclusters of masses m_1, m_2, \dots, m_n (separated by distances l_1, l_2, \dots, l_n) are assumed to be held together by the viscous forces in the surrounding medium. This reduces the phenomenon of cornstarch monsters into a problem of stability of chain of inverted pendulums.

The idea of correlating systems having non-linear vibration induced effects can be generalized in several ways. First, dynamic composite materials with tunable stiffness of

reinforcement fibers have already been proposed in the literature³⁰. Second, vibration-induced stabilization and destabilization can be used for effective phase transition control leading to effective “freezing” (in the case of vibrating droplets), “melting” (in the case of the granular material), or “strengthening” of a flexible fiber. Third, in the case of vibro-levitation, a “levitating force” (denoted by V) is introduced, which is a slow effective force corresponding to the fast small vibrations of the foundation. In the next section we will investigate three types of vibro-levitation.

3 Experimental set-up

We investigated experimentally three different types of levitation, induced by vibrating foundation: levitating oil droplets over a vibrating oil bath, the “corn starch monster” protrusions over a vibrating non-newtonian liquid (corn starch suspension), and the “levitating Indian rope trick”. A 6.5 inch speaker cone (Pyle Company) formed the vibrating foundation in this study. Sinusoidal waves at a desired frequency ($10 \text{ Hz} < \Omega < 1000 \text{ Hz}$) were generated using a Matlab code, which were then amplified using a 20W amplifier (Lepai) and fed to the speaker (Fig. 5). The vibration of the speaker cone was of the form $x = A \cos \Omega t$. Since the amplitude of the sound wave was not a controlled parameter, the loudness setting was kept constant during the experiment.

Liquids used were water, corn oil, SAE 30 engine oil, and 10W40 engine oil. We also used two samples of corn starch suspension in water, with the starch-to-water volume proportions of 1.5:1 (sample A) and 2:1 (sample B). The working liquid was placed at the center of the speaker cone to form a bath. Once the speaker was excited by the sound wave, a small drop (typically about $0.1 \mu\text{L}$) of the same liquid was dropped on to the surface of the liquid bath using a syringe. This produced satellite droplets which levitated at certain frequencies of vibration of the speaker cone. Levitating droplets could also be produced by pinching and lifting off the liquid surface using a pipette tip/needle. A similar simple experiment was conducted to test the levitation of a rope under harmonic excitation of the foundation. A piece of plastic rope 7 mm long, 4 mm wide and 1 mm thick was affixed to the center of the speaker cone using adhesive tape. Then the sound was turned on so that the speaker cone started to vibrate harmonically and the motion of the rope was observed.

4 Results and Discussions

In the first experiment, pure water did not produce levitating droplets in the frequency range that it was tested for. However, the higher viscosity liquids, corn oil (Fig. 6(a)), SAE 30, and 10W40 all produced levitating drops in the frequency ranges listed in table 1, which is consistent with Eq. 20. Note, however, that in each case a certain frequency range was observed. In other words, besides a lower frequency limit corresponding to the stability onset there was an upper frequency limit above which the droplet was not stable. Using

the analogy with the inverted pendulum, this may be due to the fact that for high frequency the assumptions of small vibration may not be valid.

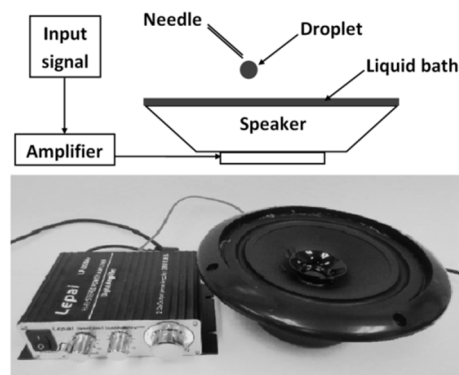


Fig. 5 Experimental set-up

The droplets were seen to levitate for several minutes. However, the droplets coalesced with the bath as soon as the sound generation stopped. Outside the specified frequency range the levitating droplets were highly unstable, coalescing with the bath after a short while. At low frequencies it was clearly visible that the interaction between the levitating droplet and the bulk liquid surface created a surface wave. It was also possible to have multiple droplets levitating at the same time. The dependence of the stability of multiple levitating droplets on the frequency was not conclusive from the experiments conducted. Increasing the amplitude of vibration by increasing the loudness resulted in the levitating droplet ‘walking’ on the surface of the liquid bath in seemingly random paths as previously seen by Couder *et al.*²¹. Again, the dependency of horizontal motion of droplets to the amplitude could not be conclusively studied since the loudness could not be precisely regulated.

In the second experiment, samples A and B of corn starch suspensions formed so-called “corn starch monsters” (or “figurines” with long “fingers”) within a certain range of frequencies (Fig. 6(b)). The typical figurines were visible in both the samples from 15 Hz to around 200 Hz after which they slowly disappeared. The visible difference between the samples was that sample A produced longer corn starch figurines than sample B.

In the third experiment with the rope, it was seen that rope became unstable from its static equilibrium position when the foundation was vibrated at certain frequencies (Fig 6(c)). Instabilities were seen to set in at around 17 Hz. The rope became highly unstable in the frequency range 50 Hz to 130 Hz. The instabilities slowly disappeared around 200 Hz and the rope returned to its static equilibrium (buckled) state, which is consistent with Eq. 23.




Fig. 6 (a) A droplet of corn oil levitating on the surface of corn oil vibrating at 150 Hz, (b) ‘corn starch monsters’ in sample A at 30 Hz, (c) rope on a foundation vibrating at 130 Hz (movies provided in the supplementary material), and (d) Ince-Strutt diagram showing shaded stable region, and the frequency range where levitating droplets are observed.

Table 1: Frequency range where stable levitating droplets were observed.

Liquid	Viscosity (Pa s)	Surface tension (N/m)	Frequency range (Hz)
Water	0.001	0.072	NA
Corn oil	0.052	0.032	35-350
10W40	0.160	0.031	30-400
SAE 30	0.400	0.031	30-400

The standard approach to the stability analysis often involves the so-called Ince-Strutt diagram (Fig 6(d)) for the Mathieu equation (Eq. 7), which can be more conveniently presented as

$$\frac{d^2z}{d\tau^2} + (a - 2\varepsilon\cos 2\tau)z = 0 \quad (24)$$

where $\tau = \Omega t/2$, $a = (g/L)(2/\Omega)^2$, $\varepsilon = 4A/g$. The Mathieu equation is known to have the region of stability³⁶ for

$$-\frac{1}{8}\varepsilon^2 + \frac{7}{128}\varepsilon^4 \dots < a < 1 - \frac{1}{2}\varepsilon - \frac{1}{32}\varepsilon^2 \dots \quad (25)$$

where the exact shape of the branches is given by a series.

The effective ‘levitating’ force method provides an alternative approach. For vibrating oil droplets, the stabilizing force is given by Eq. 20. For corn starch, which is a strongly non-newtonian liquid, the non-linear effects, such as the increase of the viscosity with flow velocity, can be responsible for the raise of the ‘fingers’. However, the system is similar to a chain of inverted pendulums on a vibrating foundation. For the ‘Indian rope’, the mechanism is similar to the stabilization of the inverted pendulum on a vibrating foundation, and the force is given by Eq. 23. From the qualitative results described above, it is apparent that the stability of levitating droplets has a dependence on the frequency of vibration of the foundation. This can be considered analogous to the stability of an inverted pendulum. The lower and upper limits of the stable region are determined by the frequency range in which indefinitely stable levitating droplets are observed.

5 Conclusion

In summary, we investigated the effect of vibration on the liquid droplets. Theoretical analysis showed that the effect of vibrating substrate can result in parametric excitation of the

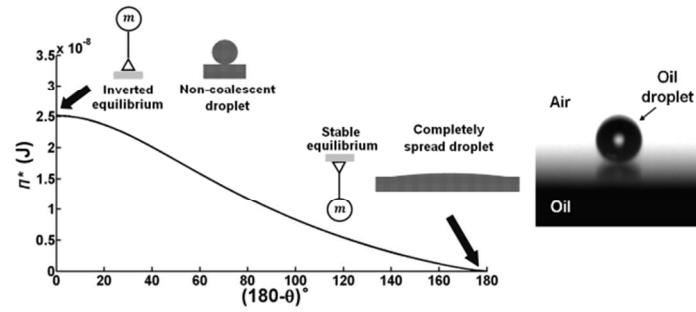
droplet leading to the stability of its maximum energy state on top of the vibrating liquid surface. The effect is similar to the stabilization of the inverted pendulum with vibrating foundation and can be interpreted as the action of an effective stabilizing force (‘levitation force’) caused by fast vibrations with small amplitude. Similar effects are observed in other experiments involving levitation, such as the ‘corn starch monster’ and ‘Indian rope trick’.

Notes and references

*College of Engineering & Applied Science, University of Wisconsin-Milwaukee, Milwaukee, WI 53211, U.S.A. E-mail: nosonovs@uwm.edu, Tel.: +1-414-229-4987, Fax: +1-414-229-6958.

- J. D. Black, *Comparative Literature*, 1980, **32**, 42-62.
- E. H. Brandt, *Science*, 1989, **243**, 349-355.
- A. Marmur and R. H. A. Ras, *Soft Matter*, 2011, **7**, 7382-7385.
- D. Quere, *Rep. Prog. Phys.*, 2005, **68**, 2495-2532.
- E. Bormashenko, R. Pogreb, T. Stein, G. Whyman, M. Erlich, A. Musin, V. Machavariani and D. Aurbach, *Phys. Chem. Chem. Phys.*, 2008, **10**, 4056-4061.
- M. Nosonovsky and B. Bhushan, *J. Phys.: Condens. Matter*, 2008, **20**, 395005.
- R. Tadmor, P. Bahadur, A. Leh, H. E. N'guessan, R. Jaini and L. Dang, *Phys. Rev. Lett.*, 2009, **103**, 266101.
- R. Tadmor, *Soft Matter*, 2011, **7**, 1577-1580.
- H. Kwon, A. T. Paxson, K. K. Varanasi and N. A. Patankar, *Phys. Rev. Lett.*, 2011, **106**, 036102.
- M. Nosonovsky, *Nature*, 2011, **477**, 412-413.
- V. Hejazi, K. Sobolev and M. Nosonovsky, *Sci. Rep.*, 2013, **3**, 2194.
- J. S. Sharp, *Soft Matter*, 2012, **8**, 399-407.
- X. Liu, Z. Liu, Y. Liang and F. Zhou, *Soft Matter*, 2012, **8**, 10370-10377.
- J. Wu, W. Wen and P. Sheng, *Soft Matter*, 2012, **8**, 11589-11599.
- P. d. Gennes, F. Brochard-Wyart and D. Quéré, *Capillarity and Wetting Phenomena: Drops, Bubbles, Pearls, Waves* (Springer, New York) 2004.
- E. Y. Bormashenko, *Wetting of Real Surfaces* (De Gruyter, Berlin) 2013.
- I. R. Epstein, *Science*, 2007, **315**, 775-776.
- M. Prakash and N. Gershenfeld, *Science*, 2007, **315**, 832-835.
- H. Mertaniemi, R. Forchheimer, O. Ikkala and R. H. A. Ras, *Adv. Mater.*, 2012, **24**, 5738-5743.
- Y. Couder, E. Fort, C. H. Gautier and A. Boudaoud, *Phys. Rev. Lett.*, 2005, **94**, 177801.
- Y. Couder, S. Protiere, E. Fort and A. Boudaoud, *Nature*, 2005, **437**, 208-208.

22. Y. Couder, A. Boudaoud, S. Protière and E. Fort, *Europhys. News*, 2010, **41**, 14-18.
23. F. Blanchette and T. P. Bigioni, *Nat. Phys.*, 2006, **2**, 254-257.
24. S Dorbolo and D Terwagne and N Vandewalle and T.Gilet, *New J. Phys.*, 2008, **10**, 113021.
25. T. Gilet, D. Terwagne, N. Vandewalle and S. Dorbolo, *Phys. Rev. Lett.*, 2008, **100**, 167802.
26. I. I. Blekhman, *Vibrational Mechanics* (World Scientific, Singapore) 2000.
27. T. Mullin, A. Champneys, W. B. Fraser, J. Galan and D. Acheson, *Proc. R. Soc. A*, 2003, **459**, 539-546.
28. E. V. Shishkina, I. I. Blekhman, M. P. Cartmell and S. N. Gavrilov, *Nonlinear Dyn.*, 2008, **54**, 313-331.
29. J. P. D. Clewett, K. Roeller, R. M. Bowley, S. Herminghaus and M. R. Swift, *Phys. Rev. Lett.*, 2012, **109**, 228002.
30. K. Lurie, *An Introduction to the Mathematical Theory of Dynamic Materials* (Springer, New York) 2007.
31. A. Stephenson, *Philosophical Magazine*, 1908, **15**, 233-236.
32. A. Stephenson, *Mem. Proc. - Manchester Lit. Philos. Soc.*, 1908, **52**, 1-10.
33. P. L. Kapitza, *Usp. Fiz. Nauk*, 1951, **44**, 7-15.
34. E. W. Weisstein, "Spherical Cap" From MathWorld--A Wolfram Web Resource.
<http://mathworld.wolfram.com/SphericalCap.html>.
35. N. J. Wagner and J. F. Brady, *Phys. Today*, 2009, **62**, 27-32.
36. L. Meirovitch, *Elements of vibrational analysis* (McGraw-Hill, New York) 1986.



The separation of motion technique provides insights on how vibro-levitation of droplets and soft materials including cornstarch is related with the vibro-stabilization of an inverted pendulum and the “Indian rope trick”.