

RSC Advances



This is an *Accepted Manuscript*, which has been through the Royal Society of Chemistry peer review process and has been accepted for publication.

Accepted Manuscripts are published online shortly after acceptance, before technical editing, formatting and proof reading. Using this free service, authors can make their results available to the community, in citable form, before we publish the edited article. This *Accepted Manuscript* will be replaced by the edited, formatted and paginated article as soon as this is available.

You can find more information about *Accepted Manuscripts* in the [Information for Authors](#).

Please note that technical editing may introduce minor changes to the text and/or graphics, which may alter content. The journal's standard [Terms & Conditions](#) and the [Ethical guidelines](#) still apply. In no event shall the Royal Society of Chemistry be held responsible for any errors or omissions in this *Accepted Manuscript* or any consequences arising from the use of any information it contains.

COMMUNICATION

Co(II), a catalyst for selective conversion of phenyl rings to carboxylic acid groups.

Cite this: DOI: 10.1039/x0xx00000x

Shashi Bhushan Sinha,^a Jesús Campos,^a Gary W. Brudvig,^{*a} Robert H. Crabtree^{*a}

Received 00th January 2012,
Accepted 00th January 2012

DOI: 10.1039/x0xx00000x

www.rsc.org/

An inexpensive protocol for the conversion of $-C_6H_4R$ into $-COOH$ groups using Co(II)-Oxone mixture as the catalytic system is described. A series of substrates containing substituted and non-substituted phenyl groups could be selectively converted into carboxylic acids. Initial mechanistic data have been provided.

Aqueous Co(II) salts catalyze the decomposition of potassium peroxymonosulfate (Oxone),¹ and the Co(II)-Oxone combination has been used extensively for water treatment and the complete oxidative degradation of phenols, surfactants and dyes.² Its potential in synthetic oxidation does not yet seem to have been explored, however. Development of mild and selective catalysts for the functionalization of C-H bonds remains a major challenge in modern chemistry and finds important implications in organic synthesis.³ During studies of the Co(II)-Oxone system for the selective oxidation of C-H bonds, we found an unexpected conversion of phenyl rings into carboxylic acid groups. This type of transformation makes the phenyl group a masked carboxylic acid equivalent and, therefore, has significance in synthetic organic chemistry. Indeed oxidative degradation of arene rings to $-COOH$ groups has seen extensive use, but the classic cases involve the much more reactive 2-furyl groups as the arene to be degraded.⁴ Even so, previous work has usually involved harsh reagents and conditions as well as expensive materials such as ruthenium salts.^{5,6} We have now achieved this transformation with high selectivity under mild conditions in water with inexpensive Co(II) as the catalyst. Moreover, instead of the 2-furyl groups usually employed, the present system is effective with the much more widely available phenyl derivatives.

Our work started with the aim of seeing C—H oxidation reactions from the Co(II)-Oxone system. The oxidation of ethylbenzene to acetophenone is a useful initial screen for identifying catalysts for such C-H bond oxidation reactions, but since our initial catalyst was the water-soluble Co(II) ion, we chose a water-soluble version of ethylbenzene, EBS (EBS = sodium 4-ethylbenzene sulphonate, **1**), as our initial substrate. If water proved a viable solvent for a wider range of substrates, it would be environmentally advantageous. Prior work on Co catalysts for the selective oxidation of organic compounds includes a number of

homogeneous and heterogeneous catalysts,⁷ usually involving various Co-ligand combinations, not simple Co(II) ions as here.

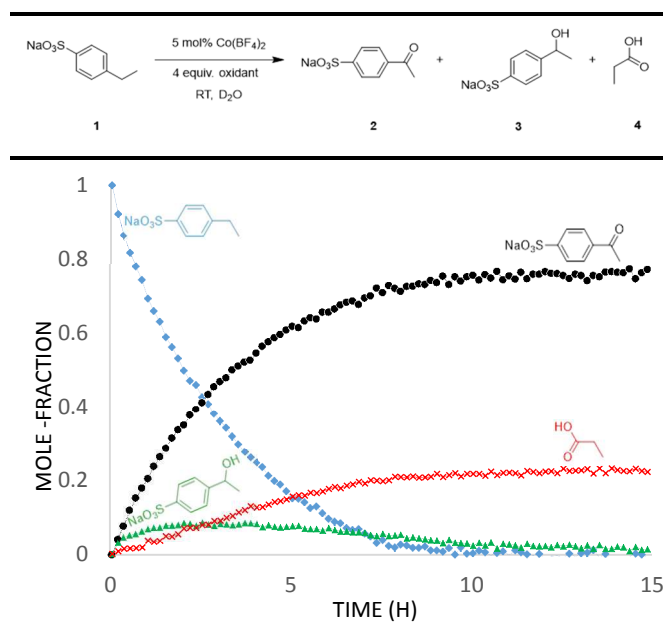


Figure 1. Oxidation of ethyl benzene sulphonate at room temperature in the presence of Co(II)/Oxone. Reactions carried out in air; similar results are obtained under nitrogen.

EBS was selectively and efficiently oxidized using a simple cobalt salt with Oxone as the primary oxidant. Cobalt(II) tetrafluoroborate hexahydrate was chosen on account of its oxidatively stable counteranion. With 5 mol% catalyst loading and 4 equiv. of Oxone, sodium 4-acetylbenzene sulphonate (**2**) was formed in 76% yield after 11 h at 25 °C. In control reactions under the same conditions, **2** was barely detectable with Oxone alone and entirely absent with Co(II) alone, so the combination of the two is needed. The course of the catalytic reaction was monitored by ¹H NMR spectroscopy (Figure 1). Phenylethyl alcohol sulphonate (**3**), derived from initial hydroxylation, was observed in small amounts (up to

10%) at intermediate reaction times, but it was further oxidized to the ketone during the later course of the reaction.

In a key observation, significant amounts (15-20%) of propionic acid (**4**), were also detected by ^1H NMR in the products, together with acetate and formate (Figure S1, see SI). The peak assignments were confirmed by the addition of authentic samples of these products to the NMR solutions. Propionic acid could only have plausibly been formed by oxidative degradation of the benzene sulphonate group to $-\text{COOH}$, but this would mean that the benzylic CH_2 group had resisted attack, an unexpected outcome. The other expected oxidation product from the degradation of the benzene ring upon the initial oxidation to **2**, would be pyruvic acid, but it was not

observed by ^1H NMR spectroscopy. In a separate experiment, it was seen that pyruvate is very readily converted to acetate under similar reaction conditions so we would not have seen it even if it had formed. Since EBS has a reactive benzylic position and an arene ring deactivated by the sulphonate group, the major oxidation product was still the ketone, **2**.

We next explored the potential of the Co(II)-Oxone system for the selective oxidative conversion of $-\text{Ph}$ groups to $-\text{COOH}$. We chose 2-phenylpyridine as our substrate for optimization because of its water solubility and the oxidative resistance of its protonated pyridine ring, formed in the acidic environment (typical pH range = 1-2). Our optimization results on its reaction to form 2-picolinic acid are summarized in Table 1. Oxone was the best oxidant (entries 1-8) among all the other oxidants tested (entries 9-14). With 12 equiv. versus substrate, we saw complete oxidation (Figure S2). Again, no oxidation took place in the absence of either Co(II) or Oxone. A catalyst loading of 5 mol% was chosen for further screening (bold entry in Table 1) to strike a balance between yield and turnover number (TON) (entries 1-4). The role of temperature was also analyzed (entries 5-8). The rate of the reaction increased considerably on going from 25°C to 50°C (Figure S4) without an excessive reduction in the mass balance and all further screening was done at 50°C. Since, ruthenium salts⁶ also catalyze the oxidation of phenyl rings to carboxylic acids with Oxone, we carried out the same reaction using RuCl_3 -Oxone for the sake of comparison. The reaction was slow and the *N*-oxide form of the 2-picolinic acid was obtained as the main product in 27% yield after 20 h under otherwise identical conditions, showing the selectivity advantage of the Co(II) system for the title conversion. When 2-picolinic acid itself was subjected to the Co(II)-Oxone system, it exhibited resistance to oxidative degradation (entry 16) with the *N*-oxide of the 2-picolinic acid being the only observed product (yield 60%). The mass balance of was around 50% in most of the cases (Table 1), measured with reference to an internal standard in a capillary tube; the observation of values <100% is attributed to the overoxidation of the starting material. Besides, variable amounts of formate and acetate were observed by ^1H NMR spectroscopy in all cases, no doubt due to the oxidation of $-\text{Ph}$ group.

After optimizing reaction conditions, we explored the substrate scope (Table 2). The three positional isomers for phenylpyridine were each selectively oxidized affording the corresponding isomeric carboxylic acids in modest yields (entries 1-3). Next, the functional group oxidation resistance of substituents on the phenyl ring was tested. Substrates containing both electron-donating and withdrawing groups (entries 4-7) were transformed into their carboxylic acid derivatives in similar yields. As expected, the oxidation-sensitive aldehyde group in 6-(4-fluorophenyl) picolinaldehyde was readily oxidized to the corresponding acid to yield dipicolinic acid (entry 8). In the case of amino group substitution (entry 9), total oxidation of both rings resulted in formate being the only product (^1H NMR data). The highly electron-donating character of the amino group no doubt makes the substituted pyridine ring much more prone to oxidation. For 2-methylpyridine (entry 10, 11), the reaction, although slow, gave the expected oxidation product, 2-picolinic acid, albeit in low yields even at elevated temperatures and with a higher Oxone:substrate ratio. This was surprising because Ar-Me groups are usually much more easily converted to $-\text{COOH}$ groups than is the case for $-\text{C}_6\text{H}_5$ groups, so we have a very unexpected case of easier oxidation of Ar- C_6H_5 groups over Ar-Me groups.

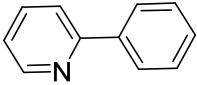
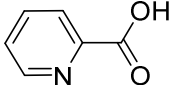
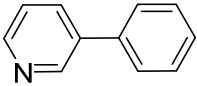
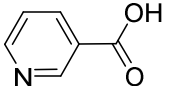
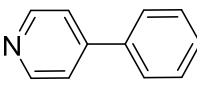
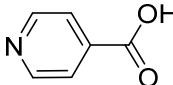
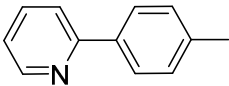
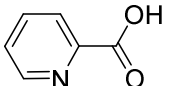
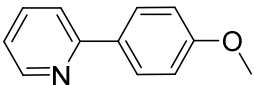
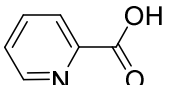
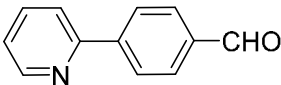
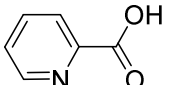
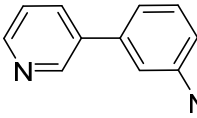
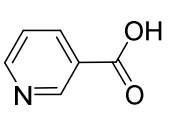
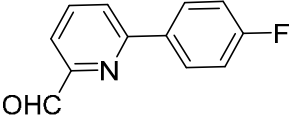
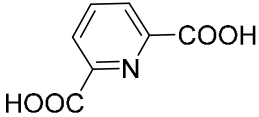
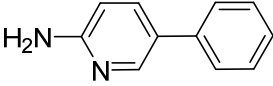

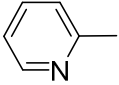
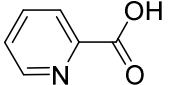
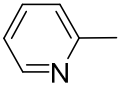
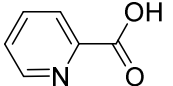
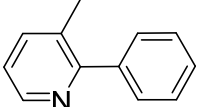
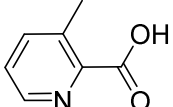
This observation prompted us to check for similar selectivity in other cases. Indeed, methyl substituents on the heteroarene were able to survive the oxidation. With 3-methyl-2-

Table 1. Optimization of the reaction conditions

Entry	Cat. (%)	Oxidant ^a	T (°C)	t (h)	Yield ^b	M.B. ^c	TON ^b
1	1	Oxone	50	18	22	44	21
2	2.5	Oxone	50	18	30	37	12
3	5	Oxone	50	18	38	40	8
4	10	Oxone	50	18	50	50	5
5	5	Oxone	25	24	25	51	-
6	5	Oxone	40	24	38	38	-
7	5	Oxone	50	24	41	41	-
8	5	Oxone	50	6	38	45	-
9	5	NaIO_4	50	18	0	>95	-
10	5	$\text{Na}_2\text{S}_2\text{O}_8$	50	18	0	>95	-
11	5	$\text{Na}_2\text{S}_2\text{O}_8$	50	24	3	82	-
12	5	H_2O_2 (aq.)	50	18	0	>95	-
13	5	NaOCl	50	18	0	>95	-
14	5	$^t\text{BuOOH}$ (aq.)	50	18	0	>95	-
15 ^d	5	Oxone	50	20	27	75	-
16 ^e	5	Oxone	40	4	60	>95	-

Reaction conditions: 2-phenylpyridine (10 μL , 0.07 mmol), Oxone (516 mg, 0.84 mmol), $\text{Co}(\text{BF}_4)_2$ (1.2 mg, 0.0035 mmol), D_2O (1-2 mL). Reactions carried out in air. ^a12 equivalents of oxidant used unless otherwise specified. ^bYield and TONs determined by ^1H NMR spectroscopy using 3-(Trimethylsilyl) propionic-2,2,3,3- d_4 acid sodium salt as an internal standard. ^cMass Balance = $([\text{Recovered Starting Material}] + [\text{Products}]) / [\text{Initial Starting Material}]$. ^dReaction carried out with RuCl_3 as the catalyst, and the product was the *N*-oxide of the 2-picolinic acid. ^eThe substrate was 2-picolinic acid and the product was the *N*-oxide of the 2-picolinic acid; 8 equiv. oxidant used. All the reactions were done in D_2O for the ease of characterization of the species formed by ^1H NMR spectroscopy and avoid loss of product during workup; however, the reaction can be carried in water as the solvent too.

Table 2. Screening of substrates

Entry	Substrate	Product	Time (h)	Yield ^a (%)	Mass Balance (%)
1			6	38	45
2			3	45	51
3			3	53	61
4			3	38	65
5			3	37	37
6			4	44	58
7			4	43	47
8			3	30	30
9			2	-	-
10 ^b			3	10	69
11 ^c			4	16	44
12			2	37	50

Reaction conditions: All reactions were carried out in 0.07 mmol scale in D₂O at 50°C with 5 mol% catalyst loading and 12 equivalents of Oxone unless otherwise mentioned. ^aYields determined by ¹H NMR spectroscopy using 3-(Trimethylsilyl) propionic-2,2,3,3-d₄ acid sodium salt as an internal standard. ^bReaction done at 40°C with 4 equivalents of Oxone. ^cReaction done at 70°C with 8 equivalents of Oxone.

phenylpyridine, 3-methylpyridine-2-carboxylic acid was obtained, albeit in low yield (entry 12), again due to the selective oxidation of the phenyl ring over the methyl group. This constitutes a significant advantage of the present method since previous systems using ruthenium⁸ or potassium permanganate⁹ are known to oxidize aliphatic functionalities either along with (Ru) or in preference to (Mn) phenyl rings.

We have been able to obtain some initial insights into the mechanism. Cobalt ions have been reported previously to interact

with Oxone, forming freely diffusing [SO₄]⁻ radicals as the true oxidants.^{1a,1b} However, the remarkable selectivity reported here towards the phenyl groups intrigued and motivated us to investigate the mechanism in some detail. In principle, the oxidation could proceed through a two- or one-electron process, and both radical¹⁰ mechanisms and first-row transition metals¹¹ usually prefer the latter. Cyclobutanol oxidation has been discussed previously as a means to distinguish between one- and two-electron oxidative processes.¹²

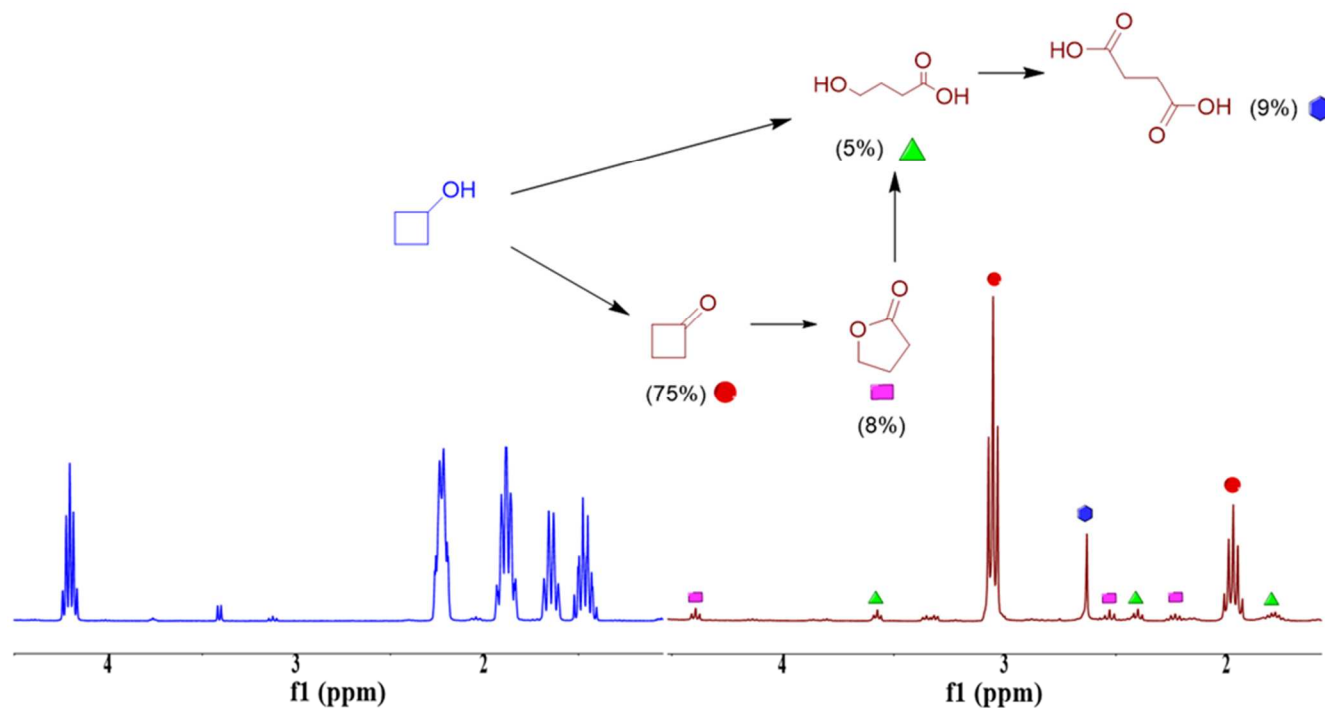


Figure 2. Conversion of cyclobutanol to cyclobutanone with the Co(II)-Oxone system, demonstrating the oxidation process is predominantly a two-electron process. Reaction conditions: 5 mol % catalyst, 2 equiv. of Oxone, room temperature for 40 min.

It is known from those studies that the strained cyclobutanol system easily opens if free radical intermediates are formed; otherwise the ring remains intact to give cyclobutanone, indicating a $2e^-$ oxidation. When cyclobutanol was treated with Co(II)-Oxone under our conditions, cyclobutanone was formed in 80% yield along with other products (Figure 2). The peak assignments for the other oxidation products (γ -butyrolactone, γ -hydroxybutyric acid and succinic acid confirmed by the addition of authentic samples of these materials to the NMR solutions. If the published criteria hold in this case, the reaction would then appear to go through a mixed pathway involving both a one-electron and a two-electron process, with the preferential oxidation of cyclobutanol to cyclobutanone suggesting a predominant two-electron process. Pyridinium¹³ ion is known to hinder radical mechanisms, by reacting with intermediate carbon-based radicals. In our case, however, the outcome of the reaction was not affected by the presence of pyridinium ion in the reaction mixture. These results are consistent with a two-electron process as the major pathway, where a cobalt oxo species¹⁴ might be involved, giving a role to cobalt beyond just activating the Oxone. However, we cannot neglect the possibility of $[\text{SO}_4]^-$ radicals playing a role since we observe to some extent ring opening products. The research in this direction is currently ongoing and we hope to look at these points in more detail in future.

Conclusions

We report an inexpensive and green protocol for the conversion of $-\text{C}_6\text{H}_5$ to $-\text{COOH}$ groups. This oxidative conversion proceeds under mild conditions in air and with water as solvent.

Moreover, the reaction has a broad substrate scope and is selective for the oxidation of $-\text{C}_6\text{H}_5$ while leaving untouched aliphatic substituents on other rings. Yields are only modest but the wide availability of cheap phenyl derivatives of N-heterocycles could provide an easy access to their carboxylic acid derivatives. Initial mechanistic investigations suggest a predominant two-electron process, where a high valent cobalt oxo species could act as the true catalytically active species and hence a possible role for the cobalt ions beyond activating the Oxone.

Experimental

General Procedure for catalytic oxidation. A mixture of Oxone (516 mg, 0.84 mmol), the corresponding substrate (0.07 mmol) and the cobalt catalyst (1.2 mg, 5 mol%) were added to a NMR tube with a capillary containing 3-(Trimethylsilyl) propionic-2,2,3,3- d_4 acid sodium salt as the internal standard and dissolved in deuterium oxide (1-2mL). After collection of the initial ^1H NMR spectra, the NMR tube was placed in an oil bath preheated to the required temperature. The reaction was monitored by the ^1H NMR spectrum at different time intervals. In reactions where complete conversion was too rapid even at room temperature the initial ^1H NMR spectra were taken prior to addition of the cobalt catalyst or by keeping the NMR tube in an ice bath. The yield was determined by comparative integration of the product and starting material peaks to the internal standard in the ^1H NMR spectrum. 2-phenyl pyridine was used as a representative substrate, and isolated yield of 2-picolinic acid was

obtained (see SI for details).¹⁵ Product identity in all the cases were determined by addition of authentic commercially available compounds.

Acknowledgements

The authors acknowledge support from the Chemical Sciences, Geosciences, and Biosciences Division, Office of Basic Energy Sciences, Office of Science, U.S. Department of Energy (DE-FG02-07ER15909). We would like to thank Dr. Matthieu Koepf for his suggestions and discussions.

Notes and references

^a Department of Chemistry, Yale University, 225 Prospect Street, New Haven, Connecticut 06520, United States.

* E-mail: gary.brudvig@yale.edu, robert.crabtree@yale.edu

Electronic Supplementary Information (ESI) available: Additional ¹H NMR spectra.

See DOI: 10.1039/c000000x/

- (a) G. P. Anipsitakis and D. D. Dionysiou, *Environ Sci Technol*, 2003, **37**, 4790-4797; (b) G. P. Anipsitakis and D. D. Dionysiou, *Environ Sci Technol*, 2004, **38**, 3705-3712; (c) D. L. Ball and J. O. Edwards, *J Phys Chem-Us*, 1958, **62**, 343-345; (d) J. Kim and J. O. Edwards, *Inorg Chim Acta*, 1995, **235**, 9-13; (e) Z. M. Zhang and J. O. Edwards, *Inorg Chem*, 1992, **31**, 3514-3517.
- (a) G. P. Anipsitakis, D. D. Dionysiou and M. A. Gonzalez, *Environ Sci Technol*, 2006, **40**, 1000-1007; (b) G. P. Anipsitakis, E. Stathatos and D. D. Dionysiou, *J Phys Chem B*, 2005, **109**, 13052-13055; (c) K. H. Chan and W. Chu, *Water Res*, 2009, **43**, 2513-2521; (d) J. Fernandez, V. Nadtochenko and J. Kiwi, *Chem Commun*, 2003, 2382-2383; (e) J. Madhavan, P. Maruthamuthu, S. Murugesan and M. Ashokkumar, *Appl Catal a-Gen*, 2009, **368**, 35-39; (f) M. Pagano, A. Volpe, G. Mascolo, A. Lopez, V. Locaputo and R. Ciannarella, *Chemosphere*, 2012, **86**, 329-334; (g) Y. F. Rao, M. J. Chen and M. R. Zhou, *J Adv Oxid Technol*, 2014, **17**, 145-15.
- (a) R. H. Crabtree, *J Organomet Chem*, 2004, **689**, 4083-4091; (b) A. R. Dick and M. S. Sanford, *Tetrahedron*, 2006, **62**, 2439-2463; (c) R. A. Periana, G. Bhalla, W. J. Tenn, K. J. H. Young, X. Y. Liu, O. Mironov, C. J. Jones and V. R. Ziatdinov, *J Mol Catal a-Chem*, 2004, **220**, 7-25; (d) M. S. Chen and M. C. White, *Science*, 2007, **318**, 783-787; (e) M. C. White, *Science*, 2012, **335**, 807-809.
- H. Lago-Santome, R. Meana-Paneda and R. Alonso, *J Org Chem*, 2014, **79**, 4300-4305.
- L. N. Mander and C. M. Williams, *Tetrahedron*, 2003, **59**, 1105-1136.
- (a) P. H. J. Carlsen, T. Katsuki, V. S. Martin and K. B. Sharpless, *J Org Chem*, 1981, **46**, 3936-3938; (b) M. Kasai and H. Ziffer, *J Org Chem*, 1983, **48**, 2346-2349; (c) D. M. Piatak, G. Herbst, J. Wicha and E. Caspi, *J Org Chem*, 1969, **34**, 116; (d) M. T. Nunez and V. S. Martin, *J Org Chem*, 1990, **55**, 1928-1932; (e) D. C. Ayres and A. M. M. Hossain, *J Chem Soc Perk T 1*, 1975, 707-710.
- (a) D. Habibi and A. R. Faraji, *Cr Chim*, 2013, **16**, 888-896; (b) M. Arshadi, M. Ghiaci, A. A. Ensafi, H. Karimi-Maleh and S. L. Suib, *J Mol Catal a-Chem*, 2011, **338**, 71-83; (c) F. Rajabi, R. Luque, J. H. Clark, B. Karimi and D. J. Macquarrie, *Catal Commun*, 2011, **12**, 510-513; (d) B. K. Das and J. H. Clark, *Chem Commun*, 2000, 605-606; (e) J. Y. Qi, H. X. Ma, X. J. Li, Z. Y. Zhou, M. C. K. Choi, A. S. C. Chan and Q. Y. Yang, *Chem Commun*, 2003, 1294-1295.
- Y. Sasson, G. D. Zappi and R. Neumann, *J Org Chem*, 1986, **51**, 2880-2883.
- A. Shaabani, P. Mirzaei, S. Naderi and D. G. Lee, *Tetrahedron*, 2004, **60**, 11415-11420.
- (a) R. A. Sheldon and I. W. C. E. Arends, *Adv Synth Catal*, 2004, **346**, 1051-1071; (b) R. Zhao, J. Lind, G. Merenyi and T. E. Eriksen, *J Am Chem Soc*, 1994, **116**, 12010-12015.
- (a) J. I. van der Vlugt, *Eur J Inorg Chem*, 2012, 363-375; (b) O. R. Luca and R. H. Crabtree, *Chem Soc Rev*, 2013, **42**, 1440-1459.
- (a) Z. Wang, W. D. Chandler and D. G. Lee, *Can J Chem*, 1998, **76**, 919-928; (b) K. B. Wiberg and S. K. Mukherje, *J Am Chem Soc*, 1974, **96**, 6647-6651; (c) O. Pestovsky and A. Bakac, *J Am Chem Soc*, 2004, **126**, 13757-13764; (d) K. Meyer and J. Rocek, *J Am Chem Soc*, 1972, **94**, 1209; (e) J. Rocek and A. E. Radkowsky, *J Am Chem Soc*, 1973, **95**, 7123-7132; (f) J. Rocek and D. E. Aylward, *J Am Chem Soc*, 1975, **97**, 5452-5456.
- M. J. Perkins, *Chem Soc Rev*, 1996, **25**, 229.
- R. Chakrabarty, S. J. Bora and B. K. Das, *Inorg Chem*, 2007, **46**, 9450-9462.
- (a) C. B. Bennett and G. S. Black, *US Pat.*, 2578672, 1951; (b) A. F. Tuyun, H. Uslu, S. Gokmen and Y. Yorulmaz, *J Chem Eng Data*, 2011, **56**, 2310-2315.

We describe the use of Co(II) in the presence of Oxone to effectively catalyze the conversion of $-C_6H_5$ to $-COOH$ groups with a broad substrate scope, selectivity and under mild conditions.

