

# RSC Advances



This is an *Accepted Manuscript*, which has been through the Royal Society of Chemistry peer review process and has been accepted for publication.

*Accepted Manuscripts* are published online shortly after acceptance, before technical editing, formatting and proof reading. Using this free service, authors can make their results available to the community, in citable form, before we publish the edited article. This *Accepted Manuscript* will be replaced by the edited, formatted and paginated article as soon as this is available.

You can find more information about *Accepted Manuscripts* in the [Information for Authors](#).

Please note that technical editing may introduce minor changes to the text and/or graphics, which may alter content. The journal's standard [Terms & Conditions](#) and the [Ethical guidelines](#) still apply. In no event shall the Royal Society of Chemistry be held responsible for any errors or omissions in this *Accepted Manuscript* or any consequences arising from the use of any information it contains.

Cite this: DOI: 10.1039/c0xx00000x

www.rsc.org/xxxxxx

ARTICLE TYPE

# Transition metal-catalyzed redox isomerization of codeine and morphine in water†

Antonio Bermejo Gómez,<sup>a,b</sup> Pär Holmberg,<sup>c</sup> Jan-E. Bäckvall<sup>a,b</sup> and Belén Martín-Matute<sup>\*a,b</sup>

Received (in XXX, XXX) Xth XXXXXXXXXX 20XX, Accepted Xth XXXXXXXXXX 20XX

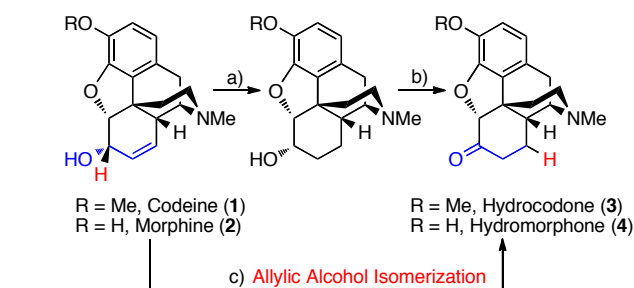
DOI: 10.1039/b000000x

A water-soluble rhodium complex formed from commercially available [Rh(COD)(CH<sub>3</sub>CN)<sub>2</sub>]BF<sub>4</sub> and 1,3,5-triaza-7-phosphaadamantane (PTA) catalyzes the isomerization of both codeine and morphine into hydrocodone and hydromorphone with very high efficiency. The reaction is performed in water, allowing isolation of the final products by simple filtration, which results in very high isolated yields. The reactions can be easily scaled up to 100 g.

Opium and its derivatives have been used throughout history for medicinal and social purposes. Hydrocodone and hydromorphone are common semi-synthetic opiate drugs used in the treatment of different diseases as, for example, analgesics, antitussives, and sedatives.<sup>1</sup> Their use has increased in recent years,<sup>2</sup> as they have superior therapeutic and pharmacokinetic effects compared to codeine and morphine, and are less likely to cause physical dependence. The natural alkaloids codeine (1) and morphine (2) can be transformed into hydrocodone (3) and hydromorphone (4) in a two-step sequence: transition metal-catalyzed hydrogenation followed by Oppenauer oxidation using <sup>t</sup>BuOK and benzophenone (Scheme 1).<sup>3,4</sup> This synthesis route uses oxidants in stoichiometric amounts, and consequently requires tedious purifications, which diminishes the yields. A more efficient alternative to achieve these transformations is the transition metal-catalyzed redox isomerization of the allylic alcohol moieties (Scheme 1, path c).<sup>5,6</sup> This method yields the products in a single synthetic step through a formal 1,3-hydrogen shift.<sup>5,6,7</sup> Great advances have been made in this area of research in the past decade using simple substrates,<sup>8,9,10</sup> Applying the transition metal-catalyzed redox isomerization reaction to synthesize semi-synthetic opiate drugs requires overcoming important challenges.<sup>5,6</sup> For example, the presence of several functional groups in these molecules (e.g., -OR, R<sup>1</sup>-O-R<sup>2</sup>, -NR<sub>3</sub>) may hinder the activity of the metal complex, and in general, the isomerization of cyclic allylic alcohols is more difficult than that of acyclic ones. Some pioneering examples on the isomerization of codeine and morphine using transition metal complexes (Rh and Ru) in organic solvents have been reported.<sup>5,6</sup> Although these reported methods afford the corresponding hydrocodone or hydromorphone in moderate to good yields using catalytic amounts of transition metal complexes (0.3-4 mol%), they require the use of dried organic solvents such as toluene, MeOH or

CH<sub>2</sub>Cl<sub>2</sub>.<sup>6</sup> In some instances, the activation of the catalysis using H<sub>2</sub> gas or MeONa was needed.<sup>6b-d</sup> However, there is no report of the use of this catalytic method (*i.e.* transition-metal-catalyzed isomerization of the allylic alcohol moiety) in water for the synthesis of hydrocodone and hydromorphone. This would greatly simplify the purification of the final products since organic solvents are not used, and the products can be separated by simple filtration. This would minimize their decomposition during tedious purifications and afford higher isolated yields.

Here we report the redox isomerization of codeine (1) and morphine (2) into hydrocodone (3) and hydromorphone (4), respectively, in water and in excellent yields using a commercially available rhodium complex. Compared with other systems described for the isomerization of codeine and morphine, this method displayed many advantages such as cost-effective reactions due to the low catalyst loading used and straightforward product isolation.



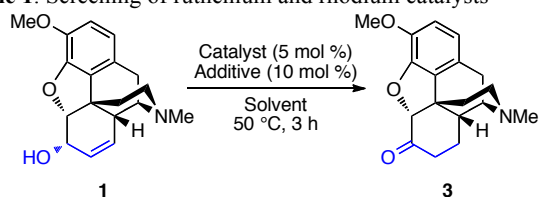
**Scheme 1.** Synthesis of hydrocodone and hydromorphone. a) Transition metal-catalyzed hydrogenation; b) Oppenauer oxidation; c) Redox isomerization.<sup>5,6</sup>

In order to get familiar with the reactivity and handling of these opiate compounds in our laboratory, we first investigated the redox isomerization of codeine (1) catalyzed by different readily available transition metal complexes based on ruthenium and rhodium (Table 1) in organic solvents. With Ru complexes (Table 1, entries 1-6), full conversion to the desired product 3 was only observed when RuCl<sub>2</sub>(PPh<sub>3</sub>)<sub>3</sub> was used in dry toluene in the presence of <sup>t</sup>BuOK (Table 1, entry 2).<sup>11</sup> RuCpCl(PPh<sub>3</sub>)<sub>2</sub> gave a complex mixture of unidentified products (Table 1, entry 3) and [Ru(*p*-cymene)Cl<sub>2</sub>]<sub>2</sub> (Table 1, entry 4) afforded very low conversions. With the aim of being able to run the reaction in water, we turned our attention to the use of [Ru(η<sup>3</sup>:η<sup>3</sup>-

$C_{10}H_{16}Cl_2$ ], one of the most active Ru catalysts described for the redox isomerization of allylic alcohols in water.<sup>10a</sup> Unfortunately, the starting material was recovered with or without addition of  $CS_2CO_3$  (Table 1, entries 5 and 6).  $RhCl_3 \cdot 3H_2O$  did not catalyze the isomerization (Table 1, entry 7). However,  $[Rh(COD)(CH_3CN)_2]BF_4$  (**5**) when combined with the water-soluble phosphine 1,3,5-triaza-7-phosphaadamantane (**L1**, PTA) in  $H_2O$  as the solvent<sup>10b</sup> gave >99% conversion of the starting codeine into hydrocodone (Table 1, entry 9 vs entry 8).

Further optimization of the reaction catalyzed by  $[Rh(COD)(CH_3CN)_2]BF_4$  (**5**) and PTA (**L1**) in  $H_2O$  was carried out (Table 2). An advantage of using water as the reaction medium is that the product precipitates, and it can therefore be easily purified by filtration. Since both starting material (**1**) and final product (**3**) are insoluble in  $H_2O$ , reactions were run to full conversion. All optimization reactions were performed on a one gram scale (3.34 mmol of **1**) to ensure reproducibility.

**Table 1.** Screening of ruthenium and rhodium catalysts<sup>a</sup>



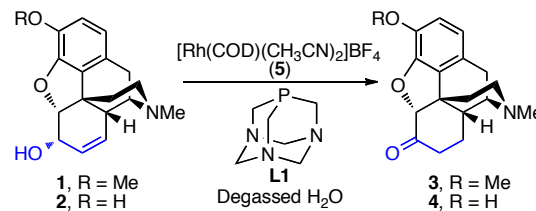
Entry	Catalyst	Additive	Solvent	Yield (%) <sup>b</sup>
1	$RuCl_3 \cdot xH_2O$	<sup>t</sup> BuOK	Toluene	<1
2	$RuCl_2(PPh_3)_3$	<sup>t</sup> BuOK	Toluene	>99
3	$RuCpCl(PPh_3)_2$	<sup>t</sup> BuOK	Toluene	n.d. <sup>c</sup>
4	$[Ru(p\text{-cymene})Cl_2]_2$	<sup>t</sup> BuOK	Toluene	<1
5	$[Ru(\eta^3\text{-}C_{10}H_{16})Cl_2]_2$	-	$H_2O$	<1
6	$[Ru(\eta^3\text{-}C_{10}H_{16})Cl_2]_2$	$CS_2CO_3$	$H_2O$	<1
7	$RhCl_3 \cdot 3H_2O$	<sup>t</sup> BuOK	Toluene	<1
8	$[Rh(COD)(CH_3CN)_2]BF_4$ ( <b>5</b> )	-	$H_2O$	<1
9	<b>5</b>	PTA	$H_2O$	>99

<sup>a</sup> **1** (0.1 mmol), metal complex (5 mol%), and additive (10 mol%) in degassed solvent (2 mL) at 50 °C, for 3 h under an atmosphere of  $N_2$  in a sealed tube. <sup>b</sup> Determined by  $^1H$  NMR spectroscopy. <sup>c</sup> A complex mixture of by-products was formed. Cp = cyclopentadienyl;  $C_{10}H_{16}$  = 2,7-dimethylocta-2,6-diene-1,8-diyl; COD = 1,5-cyclooctadiene; PTA = 1,3,5-triaza-7-phosphaadamantane.

When the catalyst loading was decreased from 5 mol% to 1 mol% at 80 °C, the activity was not significantly affected (Table 2, entry 1 vs 2). Lower catalyst loadings (0.1 mol%) did not give full conversion, despite prolonged reaction times (Table 2, entry 3). However, when the temperature was increased to 100 °C, full conversion was obtained with a catalyst loading as low as 0.1 mol% (Table 2, entry 4). With a further decrease in the Rh loading (0.05 mol%) a high yield of 93% was obtained at 100 °C (Table 2, entry 6), and this could be increased to 98% by running the reaction at 130 °C (Table 2, entry 7). However, 130 °C is less suitable for large-scale applications, and thus 100 °C was chosen as the optimal temperature. The ratio **5** / **L1** was also varied, and it was found that a ratio of 1:2 (metal / phosphine) was needed to obtain excellent yields (Table 2, entry 8 vs entry 6). Optimization was also performed for the isomerization of morphine (**2**) (Table

**2**, entries 9-13). To obtain good results with this substrate (**2**), the lowest catalyst loading that could be used was 0.7 mol% (Table 2, entry 11 vs 13). The lower reactivity of morphine (**2**) compared to codeine (**1**) could be due to the inhibition of the activity of the catalyst through interaction of the metal atom with the phenol moiety.

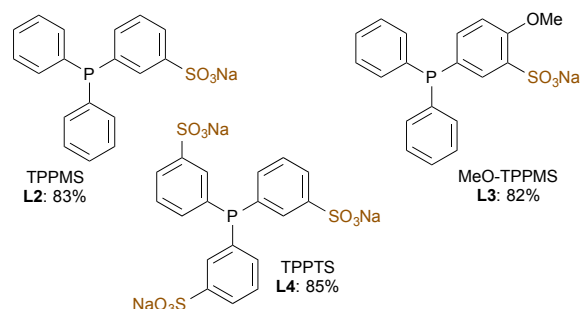
**Table 2.** Optimization of the reaction conditions using **5** and **L1**<sup>a</sup>



Entry	Substrate	<b>5</b> (mol%)	<b>L1</b> (mol%)	t (h)	T (°C)	Yield (%) <sup>b</sup>
1	<b>1</b>	5	10	2	80	93
2	<b>1</b>	1	2	3	80	94
3	<b>1</b>	0.1	0.2	12	80	87
4	<b>1</b>	0.1	0.2	24	100	>99
5	<b>1</b>	0.05	0.1	21	70	30
6	<b>1</b>	0.05	0.1	21	100	93
7	<b>1</b>	0.05	0.1	24	130 <sup>c</sup>	98
8	<b>1</b>	0.05	0.05	20	100	19
9	<b>2</b>	5	10	2	100	>99
10	<b>2</b>	1	2	20	100	>99
11	<b>2</b>	0.7	1.4	20	100	>99
12	<b>2</b>	0.5	1	21	100	86
13	<b>2</b>	0.1	0.2	21	100	<1

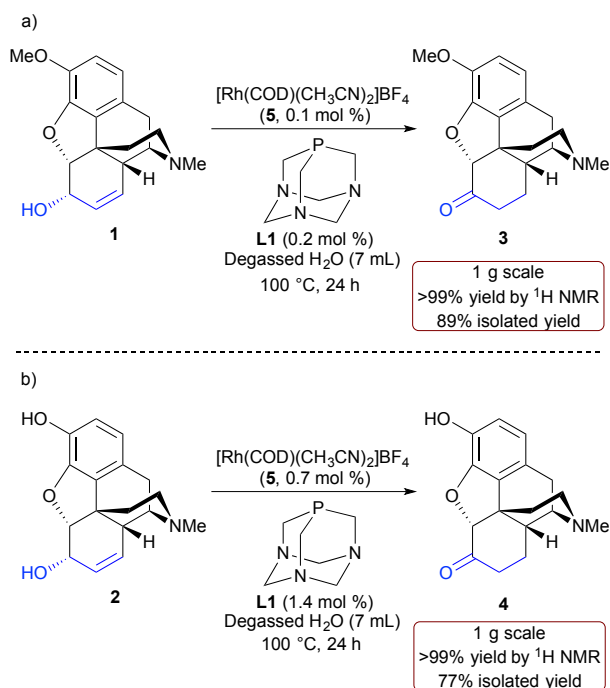
<sup>a</sup> Unless otherwise noted: **1** or **2** (1 g, 3.34 mmol or 3.50 mmol) in degassed  $H_2O$  (7 mL), under a  $N_2$  atmosphere in a sealed tube. <sup>b</sup> Determined by  $^1H$  NMR spectroscopy after isolation by filtration. <sup>c</sup> At this temperature, **2** and **4** did not precipitate from the reaction medium.

Sulfonate phosphine sodium salts have been extensively used as water-soluble ligands in transition metal catalysis.<sup>12</sup> When water-soluble phosphines **L2-L4**<sup>13</sup> (Figure 1) were used in the isomerization of **1** catalyzed by **5**, yields ranging from 82 to 85% were obtained after 3.5 h at 100 °C in degassed  $H_2O$  (Figure 1). However, yields as high as those obtained with PTA (**L1**) were not achieved. Also, PTA can be easily synthesized in a multigram scale from readily available reagents.<sup>14</sup>



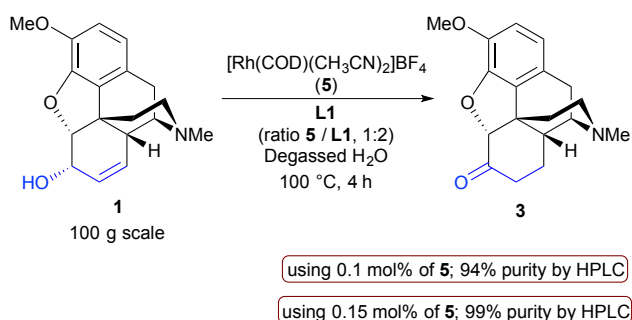
**Figure 1.** Yields determined by  $^1H$  NMR spectroscopy obtained in the isomerization of **1** catalyzed by **5** and ligands **L2-L4** (**5**, 1 mol%; **L**, 2 mol%, 100 °C, 3.5 h in  $H_2O$ ). TPPMS = sodium (3-sulfonatophenyl)diphenylphosphine; MeO-TPPMS = sodium (4-methoxy-3-sulfonatophenyl)diphenylphosphine; TPPTS = trisodium tris(3-sulfophenyl)phosphine.

Next, we carried out the redox isomerization of codeine (**1**) and morphine (**2**) on a gram scale under the optimal reaction conditions found (Table 2, entries 4 and 11) and determined the isolated yields. The products, **3** and **4** respectively, were isolated by filtration in 89 and 77% yield (Schemes 2a and 2b, see ESI for details).



Scheme 2. Synthesis of **3** and **4**.

To show further the potential of catalytic system **5** / **L1**, the isomerization of codeine **1** was also performed on a 100 g scale and using 0.1 mol% of **5** (Scheme 3). This procedure gave hydrocodone **3** in 90% isolated yield in only 4 h. The purity of the product was determined by UPLC analysis (see ESI for details), and it was of 94%. The isolated solid contained 3% of the starting codeine **1**. To increase the conversion of the redox isomerization, at this large scale, the same reaction described above was carried out using 0.15 mol% of the Rh complex **5**, and the purity of the final isolated product **3** was successfully increased up to 99% (Scheme 3).



Scheme 3. Synthesis of **3** on a 100 g-scale.

## Conclusions

In conclusion, we have reported an easy, scalable, practical, and high-yielding procedure for the synthesis and isolation of hydrocodone and hydromorphone from codeine and morphine in water. The method is based on the redox isomerization of the corresponding allylic alcohols catalyzed by low loadings of a water soluble complex formed from commercially available  $[\text{Rh}(\text{COD})(\text{CH}_3\text{CN})_2]\text{BF}_4$  (**5**) and 1,3,5-triaza-7-phosphaadamantane (PTA, **L1**). The reactions were carried out in  $\text{H}_2\text{O}$ , and isolation of the products could be performed by simple filtration, avoiding tedious purifications, and thus minimizing decomposition of the products, resulting in very high isolated yields. Having demonstrated the efficiency of this water-soluble catalytic system for the synthesis of these semi-synthetic opiate drugs in up to 100 g-scale, we believe that the results reported here will be of significant interest for the commercial preparation of these compounds at a much larger scale, which may even allow to further reduce the catalyst loading.

## Acknowledgements

This project was generously supported by *Cambrex Karlskoga AB*, the Swedish Governmental Agency for Innovation Systems (VINNOVA) through the Berzelii Center EXSELENT, the Swedish Research Council (VR) and the Knut and Alice Wallenberg Foundation. B.M.-M. was supported by VINNOVA through a VINNMER grant.

## Notes and references

- <sup>a</sup> Department of Organic Chemistry, Arrhenius Laboratory, Stockholm University, Stockholm, SE-106 91, Sweden. E-mail: belen@organ.su.se; Fax: (+) 46815 49 08; E-mail: belen@organ.su.se.
- <sup>b</sup> Berzelii Center EXSELENT, Arrhenius Laboratory, Stockholm University, Stockholm, SE-106 91, Sweden. Fax: (+) 46 8 154908.
- <sup>c</sup> Cambrex Karlskoga AB, Karlskoga, SE-691 85, Sweden. Fax: (+) 46 586 78 3129; E-mail: par.holmberg@cambrex.com.
- † Electronic Supplementary Information (ESI) available: Experimental procedures and characterisation data of compounds. See DOI: 10.1039/b000000x/
- ‡ The authors declare the following competing financial interest(s): Cambrex has filled patents on the procedures described in this paper (UK1313211.3).
- 1 H. P. Rang, M. M. Dale, J. M. Ritter, R. J. Flower and G. Henderson, *Rang & Dale's pharmacology*, 7<sup>th</sup> ed., Elsevier, 2012.
- 2 International Narcotics Control Board (INCB), World's totals of estimates from 2009 to 2014: [http://www.incb.org/documents/Narcotic-Drugs/Technical-Publications/2013/Annex\\_2\\_EFS.pdf](http://www.incb.org/documents/Narcotic-Drugs/Technical-Publications/2013/Annex_2_EFS.pdf) (accessed in March, 2014).
- 3 (a) R. Csuk, G. Vasileva and A. Barthel, *Synthesis*, 2012, **44**, 2840-2842; (b) T. H. Black, J. C. Forsee and D. A. Probst, *Synth. Commun.*, 2000, **30**, 3195-3201.
- 4 Synthesis of hydrocodone from thebaine: (a) H. Leisch, R. J. Carroll, T. Hudlicky and D. P. Cox, *Tetrahedron Lett.*, 2007, **48**, 3979-3981; (b) R. J. Carroll, H. Leisch, L. Rochon, T. Hudlicky and D. P. Cox, *J. Org. Chem.*, 2009, **74**, 747-752.
- 5 Recent review of patents on the redox isomerisation of codeine and morphine: A. E. Díaz-Álvarez and V. Cadierno, *Recent Pat. Catal.*, 2012, **1**, 43-50.
- 6 Isomerization of codeine and/or morphine in organic solvents, using Rh(I) catalysts and Ru(II): (a) Wang, P. X.; White, C. R. US 7323565 B2, 2008. (b) Wang, P. X.; Moser, F. W.; Cantrell, G. L.; Magparangalan, P.; Bao, J. US 20087399858 B2, 2008. Using Rh(I) complexes: (c) Kouznetsov, V. US 20087399859 B1, 2008. (d)



- Mudryk, B.; Kant, J.; Sapino, C. US 19985847142, 1998. (e) Mudryk, B.; Kant, J.; Sapino, C. EP 19970915884 B1, 1997. (f) Mudryk, B.; Kant, J.; Sapino, C. WO 199805667 A1, 1998. Using Ru black: (g) Gindelberger, D. E. WO 2011035276, 2011. Using Ru(IV) catalysts: (h) Wang, P. X.; Jiang, T.; Berberich, D. W. WO 2010118271, 2010. (i) Jiang, T.; Wang, P. X.; Berberich, D. W. WO 2011137086, 2011. Using Ru(III) catalysts: (j) Wang, P. X.; Jiang, T.; Berberich, D. W.; Gurusamy, N.; Jung, C. K. WO 2010118275, 2010. Using Ru(II) catalysts: (k) Gindelberger, D. E. WO 2010118273, 2010.
- 7 N. Ahlsten, A. Bartoszewicz, B. Martín-Matute, *Dalton Trans.*, 2012, **41**, 1660-1670.
- 8 Selected reviews on the isomerization of allylic alcohols: (a) R. C. van der Drift, E. Bouwman and E. Drent, *J. Organomet. Chem.*, 2002, **650**, 1-24; (b) R. Uma, C. Crévisy and R. Grée, *Chem. Rev.*, 2003, **103**, 27-51; (c) V. Cadierno, P. Crochet and J. Gimeno, *Synlett*, 2008, **8**, 1105-1124; (d) L. Mantilli and C. Mazet, *Chem. Lett.*, 2011, **40**, 341-344; (e) P. Lorenzo-Luis, A. Romerosa and M. Serrano-Ruiz, *ACS Catalysis*, 2012, **2**, 1079-1086.
- 9 Selected examples on isomerization and tandem reactions: using halogen electrophiles, see: (a) N. Ahlsten, B. Martín-Matute, *Chem. Commun.*, 2011, **47**, 8331-8333; (b) N. Ahlsten, A. Bartoszewicz, S. Agrawal, B. Martín-Matute, *Synthesis*, 2011, **16**, 2600-2608; (c) N. Ahlsten, A. Bermejo Gómez, B. Martín-Matute, *Angew. Chem.*, 2013, **125**, 6393-6396; *Angew. Chem. Int. Ed.*, 2013, **52**, 6273-6276; (d) A. Bermejo Gómez, E. Erbing, M. Batuecas, A. Vázquez-Romero, B. Martín-Matute, *Chem. Eur. J.*, 2014, DOI: 10.1002/chem.201402350; using carbon electrophiles, see: (e) X.-F. Yang, M. Wang, R. S. Varma, C.-J. Li, *Org. Lett.*, 2003, **5**, 657; (f) V. Branchadell, C. Crévisy, R. Grée, *Chem. Eur. J.*, 2004, **10**, 5795; (g) D. Cuperly, J. Petrignet, C. Crévisy, R. Grée, *Chem. Eur. J.*, 2006, **12**, 3261; (h) J. Petrignet, I. Prathap, S. Chandrasekhar, J. S. Yadav, R. Grée, R. *Angew. Chem.*, 2007, **119**, 6316; *Angew. Chem. Int. Ed.*, 2007, **46**, 6297; (i) A. Bartoszewicz, M. Livendahl, B. Martín-Matute, *Chem. Eur. J.*, 2008, **14**, 10547; (j) N. Ahlsten, B. Martín-Matute, *Adv. Synth. Catal.*, 2009, **351**, 2657; (k) A. Mizuno, H. Kusama, N. Iwasawa, *Chem. Eur. J.*, 2010, **16**, 8248; (l) H. T. Cao, T. Roisnel, A. Valleix, R. Grée, *Eur. J. Org. Chem.*, 2011, 3430; (m) L. Lin, K. Yamamoto, S. Matsunaga, M. Kanai, *Angew. Chem.*, 2012, **124**, 10421; *Angew. Chem. Int. Ed.*, 2012, **51**, 10275; (n) A. Bartoszewicz, M. M. Jeżowska, K. Laymand, J. Möbius, B. Martín-Matute, *Eur. J. Inorg. Chem.*, 2012, 1517-1530.
- 10 Isomerization of allylic alcohols in water: (a) V. Cadierno, S. E. García-Garrido, J. Gimeno, A. Varela-Álvarez and J. A. Sordo, *J. Am. Chem. Soc.*, 2006, **128**, 1360-1370; (b) N. Ahlsten, H. Lundberg and B. Martín-Matute, *Green Chem.*, 2010, **12**, 1628-1633; (c) L. Bellarosa, J. Diez, J. Gimeno, A. Lledós, F. J. Suárez, G. Ujaque and C. Vicent, *Chem. Eur. J.*, 2012, **18**, 7749-7765; Isomerization in THF and MeOH: (d) R. Uma, M. K. Davies, C. Crévisy and R. Grée, *Eur. J. Org. Chem.*, 2001, 3141-3146.
- 11  $\text{RuCl}_2(\text{PPh}_3)_3$  has been used before in MeOH as the solvent in the presence of  $\text{Et}_3\text{N}$  (see references 6a-b).
- 12 Selected recent examples: (a) S. Sahoo, H. Lundberg, N. Ahlsten, M. Edén, W. Wan, X. Zou and B. Martín-Matute, *ChemCatChem*, 2012, **4**, 243-250; (b) I. Nakamura, M. Okamoto, Y. Sato and M. Terada, *Angew. Chem. Int. Ed.*, 2012, **51**, 10816-10819; (c) J. Li, H. Fu, P. Hu, Z. Zhang, X. Li and Y. Cheng, *Chem. Eur. J.*, 2012, **18**, 13941-13944; (d) H. Hikawa, H. Suzuki and I. Azumaya, *J. Org. Chem.*, 2013, **78**, 12128-12135; (e) L. T. Mika, L. Orha, E. van Driessche, R. Garton, K. Zih-Perényi and I. T. Horváth, *Organometallics*, 2013, **32**, 5326-5332; (f) P. Nauš, O. Caletková, P. Konečný, P. Džubák, K. Bogdanová, M. Kolář, J. Vrbková, L. Slavětinská, E. Tloušťová, P. Perlíková, M. Hajdúch and M. Hocek, *J. Med. Chem.*, 2014, **57**, 1097-1110.
- 13 (a) W. A. Herrmann, G. P. Albanese, R. B. Manetsberger, P. Lappe and H. Bahrmann, *Angew. Chem. Int. Ed.*, 1995, **34**, 811-813; (b) H. Gulyás, Á. Szöllösy, P. Szabó and J. Bakos, *Eur. J. Org. Chem.*, 2003, **15**, 2775-2781; (c) H. Gulyás, Z. Bacsik, Á. Szöllösy and J. Bakos, *Adv. Synth. Catal.*, 2006, **348**, 1306-1310.
- 14 D. J. Daigle, T. J. Decuir, J. B. Robertson and D. J. Darensbourg, *Inorg. Synth.*, 1998, **32**, 40-45.