

# Dalton Transactions

Accepted Manuscript



This is an *Accepted Manuscript*, which has been through the Royal Society of Chemistry peer review process and has been accepted for publication.

*Accepted Manuscripts* are published online shortly after acceptance, before technical editing, formatting and proof reading. Using this free service, authors can make their results available to the community, in citable form, before we publish the edited article. We will replace this *Accepted Manuscript* with the edited and formatted *Advance Article* as soon as it is available.

You can find more information about *Accepted Manuscripts* in the [Information for Authors](#).

Please note that technical editing may introduce minor changes to the text and/or graphics, which may alter content. The journal's standard [Terms & Conditions](#) and the [Ethical guidelines](#) still apply. In no event shall the Royal Society of Chemistry be held responsible for any errors or omissions in this *Accepted Manuscript* or any consequences arising from the use of any information it contains.

## COMMUNICATION

# [CNN]-Pincer Nickel(II) Complexes of N-Heterocyclic Carbene (NHC): Synthesis and Catalysis to Kumada Reaction of Unactivated C-Cl Bonds

Cite this: DOI: 10.1039/x0xx00000x

Yunqiang Sun, Xiaoyan Li and Hongjian Sun\*

Received 00th January 2012,

Accepted 00th January 2012

DOI: 10.1039/x0xx00000x

www.rsc.org/

**Three novel [CNN]-pincer nickel(II) complexes with NHC-amine arms were synthesized by three steps. Complex 5b was proven to be an efficient catalyst for the Kumada coupling of aryl chlorides or aryl dichlorides under mild conditions.**

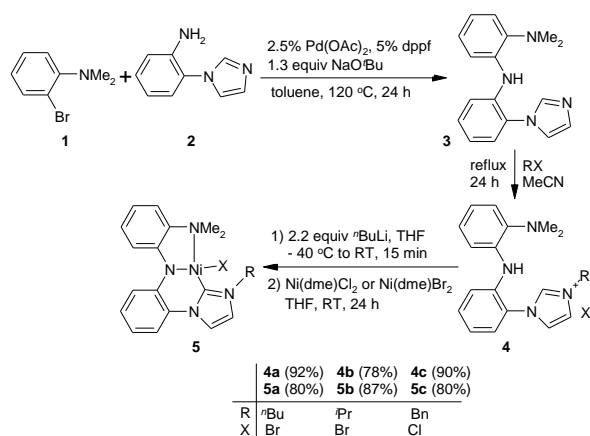
Since the seminal reports by Shaw<sup>1</sup> and van Koten<sup>2</sup> in the late 1970s, pincer complexes have been intensively developed because of their high stability, activity and variability. Their applications have been discovered in the fields of organic synthesis, catalysis, sensors and supramolecular chemistry.<sup>3</sup> Pincer ligands could be typically abbreviated as [EYE]-type where Y stands for a central donor (Y = C, N, etc.) and E represents the donors such as amines (-NR<sub>2</sub>), phosphines (-PR<sub>2</sub>), phosphites (-P(OR)<sub>2</sub>), ethers (-OR), thioethers (-SR), selenoethers (-SeR) and even NHCs.<sup>4</sup> Symmetrical [EYE]-type pincer ligands with two identical E-donors were intensively investigated because of their easily synthesized and readily variable properties.<sup>5</sup> By comparison, the study on the pincer ligands with two different E-donors (abbreviated as [EYE']-type) attracted increased attentions owing to the unique properties provided by two different E-donors. Therefore, [EYE']-pincer metal complex may have some surprising cooperating effects and unexpected reactivity.<sup>6</sup> However, the research on unsymmetric [EYE']-pincer complexes is less than that on symmetric [EYE]-pincer complexes because of their relatively laborious synthesis.

NHCs have been widely used in organometallic chemistry and catalysis over the last two decades.<sup>7</sup> Compared to the well-known phosphine ligands, the NHCs were considered to be better ligands because they bind metal centre more strongly. In addition, the NHCs can be easily modified by the introduction of various substituents on

the heterocycle.<sup>8</sup> Amine was also a very important ligands for formation of pincer complexes. NHCs based [CCC]<sup>9</sup> or [CNC]<sup>10</sup> pincer complexes and amines based [NNN]<sup>11</sup> or [NCN]<sup>12</sup> pincer complexes with two identical donor atoms have been well studied. Some of them were demonstrated to be excellent pre-catalysts for the catalytic reactions, such as C,C-cross coupling reactions,<sup>13</sup> hydroamination,<sup>14</sup> hydrogenation<sup>15</sup> and so on. However, there were few examples of NHC-amines pincer ligands, especially for the coordination complex of nickel.<sup>16</sup> This triggered our interest for the synthesis of [CNN]-pincer ligands with two different kinds of donor and the preparation of novel [CNN]-pincer nickel complexes.

In this paper, we reported the preparation and characterization of novel [CNN]-pincer nickel complexes with NHCs and amines as donors. These complexes could efficiently catalyze the Kumada coupling reaction of unreactive C-Cl bonds.

Scheme 1: Synthesis of the [CNN]-ligands 4a - 4c.



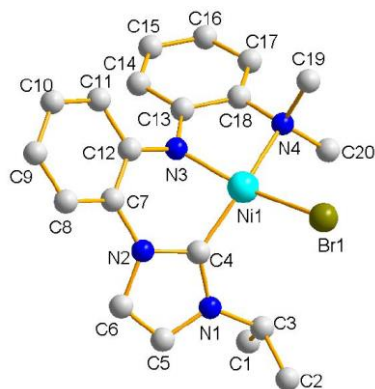
School of Chemistry and Chemical Engineering, Key Laboratory of Special Functional Aggregated Materials, Ministry of Education, Shandong University, Shanda Nanlu 27, 250199 Jinan, People's Republic of China. E-mail: hjsun@sdu.edu.cn.

†Electronic Supplementary Information (ESI) available: Detailed experimental procedures, characterization data of products and the crystallographic data for **5b** (CCDC 981371) See DOI: 10.1039/c000000x/

The precursor **3** of the [CNN]-pincer ligands was synthesized through a Pd-catalyzed C,N-coupling of *N,N*-dimethylaminobromobenzene with 2-(imidazol-1-yl)phenylamine in moderate yield.<sup>17</sup> Treatment of **3** with RX under reflux afforded the unsymmetric pincer ligands **4a** - **4c**. After the lithiation of **4a** - **4c**,

Ni(dme)Cl<sub>2</sub> or Ni(dme)Br<sub>2</sub> (dme: dimethoxyethane) was added to give rise to the [CNN]-pincer Ni(II) complexes **5a** - **5c** in the yields of 80 - 87%.

Complexes **5a** - **5c** were very air stable both in the solid state and in solution. In the <sup>1</sup>H NMR spectra of ligands **4a** - **4c**, the NHC protons displayed at 10.49, 10.58 and 10.81 ppm while amine protons (PhNHP) were registered at 6.56, 6.52 and 6.64 ppm. After the Ni-N coordination, the singlet of two methyl groups (-NMe<sub>2</sub>) in **4a** - **4c** were split into two peaks in complexes **5a** - **5c** because the free rotation of C<sub>ph</sub>-N<sub>Me</sub> bond was blocked and the two methyl groups have different chemical environments.

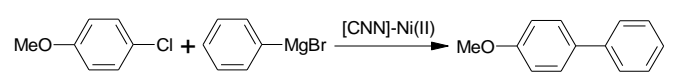


**Figure 1.** X-ray structure of complex **5b** at the 50% probability level (hydrogen atoms are omitted for clarity). Selected bond lengths (Å) and angles (deg): N3-Ni1 1.847(5), N4-Ni1 2.013(6), C4-Ni1 1.881(7), Br1-Ni1 2.327(1); N3-Ni1-C4 88.2(3), N3-Ni1-N4 85.6(2), C4-Ni1-N4 161.2(3), N3-Ni1-Br1 161.0(2), C4-Ni1-Br1 95.8(2), N4-Ni1-Br1 95.9(2).

**5b** as green crystals could be obtained through solvent evaporation from Et<sub>2</sub>O. The structure of **5b** was confirmed by X-ray crystallographic analysis (Figure 1). With the coordination of one C<sub>NHC</sub> atom, one chlorine atom and two amino N atoms, the central nickel atom has a distorted square-planar configuration consisting of one five-membered and one six-membered chelate ring. Compared to the similar [NNN]-pincer nickel complex,<sup>17</sup> complex **5b** has a slightly longer Ni-N (amide) distance (N4-Ni1 = 2.013 Å (**5b**) vs 1.982 Å<sup>17</sup>) and shorter Ni-N (amine) distance (N3-Ni1 = 1.847 Å (**5b**) vs 1.8907 Å<sup>17</sup>). On the other side, **5b** showed a slightly shorter Ni-C<sub>NHC</sub> distance (C4-Ni1 = 1.881 Å (**5b**) vs 1.905 Å<sup>18</sup>).

With the three novel pincer complexes **5a** - **5c**, we initially evaluated their catalytic activity for the cross-coupling reaction of 1-chloro-4-methoxybenzene with phenyl magnesium bromide in THF as a probe reaction. With a loading of 1 mol %, complex **5b** showed the highest catalytic activity (Table 1, entries 1 - 3) among these three complexes. It seemed that the influence of R group on the catalytic activity of the complexes was obvious, excessive steric hindrance resulted in the increase of catalytic activity of the catalyst. A catalyst loading of 2 mol % was also necessary to complete the reaction (Table 1, entry 4). Compared to the reported NHCs based [CNC]<sup>10f</sup> and amines based [NNN]<sup>11d</sup> symmetric pincer Ni(II) complexes, the [CNN]-pincer Ni(II) complexes were more efficient. THF was the best reaction media compared with toluene, Et<sub>2</sub>O and DME (Table 1, entries 5 - 7).

**Table 1.** Kumada cross-coupling of 1-chloro-4-methoxybenzene with phenyl magnesium bromide catalyzed by nickel catalyst<sup>a</sup>

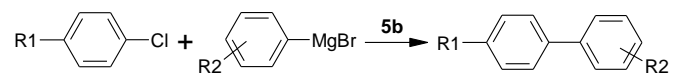


Entry	Catalyst (mol%)	Solvent	Yield (%) <sup>b</sup>
1	<b>5a</b> (1)	THF	37
2	<b>5b</b> (1)	THF	76
3	<b>5c</b> (1)	THF	45
4	<b>5b</b> (2)	THF	93
5	<b>5b</b> (2)	Toluene	43
6	<b>5b</b> (2)	Et <sub>2</sub> O	51
7	<b>5b</b> (2)	DME	36

<sup>a</sup> 25 °C, 24 hrs, 0.5 mmol *p*-MeOC<sub>6</sub>H<sub>4</sub>Cl, 0.75 mmol C<sub>6</sub>H<sub>5</sub>MgBr.  
<sup>b</sup> Isolated yields.

Under the optimized condition, we examined the substrate scope using **5b** (2 mol %) as a catalyst in THF at 25 °C for 24 hrs. Interestingly, activated aryl chlorides with electron-withdrawing group (-CF<sub>3</sub>) gave relatively lower yields (Table 2, entries 10 - 11) compared to the unactivated aryl chlorides including *p*-MeC<sub>6</sub>H<sub>4</sub>Cl and *p*-MeOC<sub>6</sub>H<sub>4</sub>Cl (Table 2, entries 4, 6 and 7). When sterically hindered Grignard reagent, such as *o*-MeC<sub>6</sub>H<sub>4</sub>MgBr, was used as the nucleophilic species, only lower yields were obtained (Table 2, entries 2, 5 and 8) than those of less hindered reagents *p*-MeC<sub>6</sub>H<sub>4</sub>MgBr and *p*-MeOC<sub>6</sub>H<sub>4</sub>MgBr (Table 2, entries 1, 3, 6 and 9).

**Table 2.** Kumada cross-coupling reaction of aryl chlorides with Grignard reagents catalyzed by **5b**<sup>a</sup>.

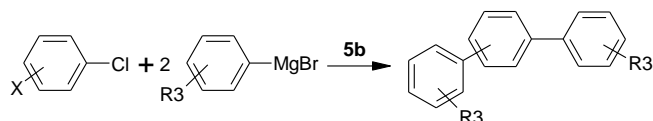


Entry	R1	R2	Yield (%) <sup>b</sup>
1	H	<i>p</i> -Me	92
2	H	<i>o</i> -Me	86
3	H	<i>p</i> -OMe	96
4	Me	H	91
5	Me	<i>o</i> -Me	83
6	Me	<i>p</i> -OMe	95
7	OMe	H	93
8	OMe	<i>o</i> -Me	83
9	OMe	<i>p</i> -Me	89
10	CF <sub>3</sub>	H	84
11	CF <sub>3</sub>	<i>p</i> -OMe	87

<sup>a</sup> 25 °C, 24 hrs, 2 mol % **5b**, 0.5 mmol aryl chloride, 0.75 mmol Grignard reagent. <sup>b</sup> Isolated yields.

Complex **5b** also showed good catalytic activity for the “one-pot” double coupling of aryl dichlorides with Grignard reagents though this kind of coupling could be more challenging. Because aryl dichlorides have two reaction sites, 2.5 equiv of the Grignard reagent and a catalyst loading of 3 mol % were used. From Table 3 it could be seen that due to the potential steric hindrance effect, only moderate yields were obtained for *o*-dichlorobenzene as substrates (Table 3, entries 1 - 3), whereas *m*- and *p*-dichlorobenzene could be converted to the corresponding terphenyls in good yields (Table 3, entries 4 - 10).

**Table 3.** Kumada cross-coupling reaction of aryl dichlorides with Grignard reagents catalyzed by **5b**<sup>a</sup>.



Entry	X	R3	Yield (%) <sup>b</sup>
1	<i>o</i> -Cl	H	72
2	<i>o</i> -Cl	<i>p</i> -Me	65
3	<i>m</i> -Cl	H	92
4	<i>m</i> -Cl	<i>p</i> -Me	89
5	<i>m</i> -Cl	<i>p</i> -OMe	93
6	<i>p</i> -Cl	H	94
7	<i>p</i> -Cl	<i>p</i> -Me	89
8	<i>p</i> -Cl	<i>o</i> -Me	85

<sup>a</sup> 25 °C, 24 hrs, 3 mol % **5b**, 0.5 mmol aryl dichloride, 1.25 mmol Grignard reagent. <sup>b</sup> Isolated yield.

In summary, three [CNN]-pincer nickel(II) complexes (**5a** - **5c**) with NHC and amine as donors were designed and fully characterized. X-ray crystallography shows that the NHC and amine coordinate to the nickel centre in a pincer fashion to form the five- and six-membered rings. With a catalyst loading of 2 mol %, Complex **5b** displayed high activity and was able to efficiently catalyze the cross-coupling of aryl chlorides or dichlorides with aryl Grignard reagents under mild conditions.

We gratefully acknowledge the support by NSF China No. 21072113 and Shandong ZR2010BZ002.

## Notes and references

- (1) C. J. Moulton and B. L. Shaw, *J. Chem. Soc., Dalton Trans.* 1976, 1020.
- (2) G. van Koten, K. Timmer, J. G. Noltes and A. L. Spek, *J. Chem. Soc., Chem. Commun.* 1978, 250.
- (3) (a) M. E. van der Boom and D. Milstein, *Chem. Rev.* 2003, **103**, 1759. (b) D. Benito-Garagorri and K. Kirchner, *Accounts of Chemical Research*. 2008, **41**, 201. (c) M. Albrecht and G. van Koten, *Angew. Chem. Int. Ed.* 2001, **40**, 3750.
- (4) (a) *Organometallic Pincer Chemistry*, G. van Koten and D. Milstein, Wiley, 2013. (b) J. Choi, A. H. R. MacArthur, M. Brookhart and A. S. Goldman, *Chem. Rev.* 2011, **111**, 1761.
- (5) (a) R. Langer, G. Leitius, Y. Ben-David and D. Milstein, *Angew. Chem. Int. Ed.* 2011, **50**, 2120. (b) M. Albrecht and M. M. Lindner, *Dalton Trans.*,

- 2011, **40**, 8733. (c) J. Aydin, K. S. Kumar, M. J. Sayah, O. A. Wallner and K. J. Szabó, *J. Org. Chem.* 2007, **72**, 4689.
- (6) (a) J. Zhang, G. Leitius, Y. Ben-David and D. Milstein, *J. Am. Chem. Soc.* 2005, **127**, 10840. (b) C. Gunanathan and D. Milstein, *Accounts of Chemical Research* 2011, **44**, 588. (c) M. Yang, Y. Liu, J. Gong and M. Song, *Organometallics* 2011, **30**, 3793. (d) J. Niu, X. Hao, J. Gong and M. Song, *Dalton Trans.*, 2011, **40**, 5135. (e) N. Liu, L. Wang and Z. Wang, *Chem. Commun.*, **47**, 1598. (f) X. Zhang and Z. Wang, *J. Org. Chem.*, 2012, **77**, 3658.
- (7) (a) M. Melaimi, M. Soleilhavoup and G. Bertrand, *Angew. Chem., Int. Ed.* 2010, **49**, 8810. (b) F. E. Hahn and M. C. Jahnke, *Angew. Chem., Int. Ed.* 2008, **47**, 3122. (c) W. A. Herrmann, *Angew. Chem., Int. Ed.* 2002, **41**, 1290. (d) E. A. B. Kantchev, C. J. O'Brien and M. G. Organ, *Angew. Chem., Int. Ed.* 2007, **46**, 2768. (e) S. Díez-González, N. Marion and S. P. Nolan, *Chem. Rev.* 2009, **109**, 3612. (f) M. Poyatos, J. A. Mata and E. Peris, *Chem. Rev.* 2009, **109**, 3677. (g) M. J. Iglesias, A. Prieto and M. C. Nicasio, *Org. Lett.*, 2012, **14**, 4318. (h) T. Hatakeyama, S. Hashimoto, K. Ishizuka and M. Nakamura, *J. Am. Chem. Soc.*, 2009, **131**, 11949. (i) R. Jothibasu, K. Huang, and H. V. Huynh, *Organometallics*, 2010, **29**, 3746.
- (8) (a) J. Berding, J. A. van Paridon, V. H. S. van Rixel and E. Bouwman, *Eur. J. Inorg. Chem.* 2011, 2450. (b) C. Valente, S. Calimsiz, K. H. Hoi, D. Mallik, M. Sayah and M. G. Organ, *Angew. Chem. Int. Ed.* 2012, **51**, 3314.
- (9) (a) A. J. Huckaba, B. Cao, T. K. Hollis, H. U. Valle, J. T. Kelly, N. I. Hammer, A. G. Oliver and C. E. Webster, *Dalton Trans.*, 2013, **42**, 8820. (b) A. R. Chianese, S. E. Shaner, J. A. Tendler, D. M. Pudalov, D. Y. Shopov, D. Kim, S. L. Rogers and A. Mo, *Organometallics*, 2012, **31**, 7359.
- (10) (a) E. Peris and R. H. Crabtree, *Coord. Chem. Rev.*, 2004, **248**, 2239. (b) K. Inamoto, J. Kuroda, K. Hiroya, Y. Noda, M. Watanabe and T. Sakamoto, *Organometallics*, 2006, **25**, 3095. (c) W. Wei, Y. Qin, M. Luo, P. Xia and M. Wong, *Organometallics*, 2008, **27**, 2268. (d) M. Hernández-Juárez, M. Vaquero, E. Álvarez, V. Salazar and A. Suárez, *Dalton Trans.*, 2013, **42**, 351. (e) M. Xu, X. Li, Z. Sun and T. Tu, *Chem. Commun.*, 2013, **49**, 11539. (f) K. Inamoto, J. Kuroda, T. Sakamoto, K. Hiroya, *Synthesis*, 2007, 2853.
- (11) (a) O. Vechorkin and X. Hu, *Angew. Chem. Int. Ed.*, 2009, **48**, 2937. (b) O. Vechorkin, Z. Csok, R. Scopelliti and X. Hu, *Chem. Eur. J.* 2009, **15**, 3889. (c) P. Ren, O. Vechorkin, K. von Allmen, R. Scopelliti and X. Hu, *J. Am. Chem. Soc.* 2011, **133**, 7084. (d) O. Vechorkin, V. Proust, X. Hu, *J. Am. Chem. Soc.* 2009, **131**, 9756. (e) J. Breitenfeld, O. Vechorkin, C. Corninboeuf, R. Scopelliti and X. Hu, *Organometallics* 2010, **29**, 3686.
- (12) (a) P. Steenwinkel, R. A. Gossage and G. van Koten, *Chem. Eur. J.*, 1998, **4**, 759. (b) M. Albrecht and G. van Koten, *Angew. Chem. Int. Ed.*, 2001, **40**, 3750. (c) J. S. Fossey and C. J. Richards, *Organometallics*, 2004, **23**, 367. (d) S. Gosiewska, S. M. Herrerias, M. Lutz, A. L. Spek, R. W. A. Havenith, G. P. M. van Klink, G. van Koten and R. J. M. K. Gebbink, *Organometallics*, 2008, **27**, 2549.
- (13) (a) J. Kuroda, K. Inamoto, K. Hiroya and T. Doi, *Eur. J. Org. Chem.*, 2009, 2251. (b) K. Inamoto, J. Kuroda, E. Kwon, K. Hiroya and T. Doi, *J. Organomet. Chem.*, 2009, **694**, 389. (c) S. Gründemann, M. Albrecht, J. A. Loch, J. W. Faller and R. H. Crabtree, *Organometallics*, 2001, **20**, 5485. (d) K. Inamoto, J. Kuroda, K. Hiroya, Y. Noda, M. Watanabe and T. Sakamoto, *Organometallics*, 2006, **25**, 3095. (e) O. Vechorkin, D. Barmaz, V. Proust and X. Hu, *J. Am. Chem. Soc.*, 2009, **131**, 12078.
- (14) (a) J. Cho, T. K. Hollis, T. R. Helgerta and E. J. Valente, *Chem. Commun.*, 2008, 5001. (b) T. R. Helgert, T. K. Hollis and E. J. Valente, *Organometallics*, 2012, **31**, 3002.
- (15) (a) W. Zuo and P. Braunstein, *Organometallics*, 2012, **31**, 2606. (b) E. Balaraman, C. Gunanathan, J. Zhang, L. J. W. Shimon and D. Milstein, *Nature Chemistry*, 2011, **3**, 609.
- (16) (a) C. Zhang and Z. Wang, *Organometallics*, 2009, **28**, 6507. (b) M. Boronat, A. Corma, C. González-Arellano, M. Iglesias and F. Sánchez, *Organometallics*, 2010, **29**, 134. (c) E. Fogler, E. Balaraman, Y. Ben-David, G. Leitius, L. J. W. Shimon and D. Milstein, *Organometallics*, 2011, **30**, 3826. (d) Y. Sun, C. Koehler, R. Tan, V. T. Annibale and D. Song, *Chem. Commun.*, 2011, **47**, 8349. (e) W. Guo and Z. Wang, *J. Org. Chem.*, 2013, **78**, 1054.
- (17) Z. Csok, O. Vechorkin, S. B. Harkins, R. Scopelliti and X. Hu, *J. Am. Chem. Soc.* 2008, **130**, 8156.
- (18) A. Liu, X. Zhang, and W. Chen, *Organometallics* 2009, **28**, 4868.