

Green Chemistry

Accepted Manuscript



This is an *Accepted Manuscript*, which has been through the Royal Society of Chemistry peer review process and has been accepted for publication.

Accepted Manuscripts are published online shortly after acceptance, before technical editing, formatting and proof reading. Using this free service, authors can make their results available to the community, in citable form, before we publish the edited article. We will replace this *Accepted Manuscript* with the edited and formatted *Advance Article* as soon as it is available.

You can find more information about *Accepted Manuscripts* in the [Information for Authors](#).

Please note that technical editing may introduce minor changes to the text and/or graphics, which may alter content. The journal's standard [Terms & Conditions](#) and the [Ethical guidelines](#) still apply. In no event shall the Royal Society of Chemistry be held responsible for any errors or omissions in this *Accepted Manuscript* or any consequences arising from the use of any information it contains.



www.rsc.org/greenchem

Biocatalysis in bio-derived solvents: an improved approach for medium optimisation

Giulia Paggiola, Andrew J. Hunt, Con R. McElroy, James Sherwood and James H. Clark^a

Received Xth XXXXXXXXXXXX 20XX, Accepted Xth XXXXXXXXXXXX 20XX

First published on the web Xth XXXXXXXXXXXX 200X

DOI: 10.1039/b000000x

An improved multi-parameter approach to the correlation of enzymatic activity and solvent properties is proposed. The development of the correlation facilitated the introduction of renewable solvents in a CALB catalysed synthesis of fatty esters.

The development of effective enzymatic catalysis has great potential for the improvement of industrial chemical processes.¹ Both process efficiency and environmental footprint could benefit from the use of biocatalysts as well as product claims notably 'natural'.² One of the obstacles that has often prevented industry from using this methodology is the difficulty in matching the enzyme's preferred reaction conditions to those of a typical organic chemical process.³ Traditionally, water is the solvent employed in bio-transformations. Despite its strong environmentally favourable features with respect to safety, cost and sustainability, its use in many of industrial applications is problematic due to: a) solubility problems that may require the addition of an organic water-soluble cosolvent; b) difficulties in isolation and purification steps; c) difficult enzyme recovery; d) water affecting the reaction chemistry; e) cost and environmental impact of treating contaminated aqueous waste. These issues may be addressed by pursuing non-aqueous biocatalysis, a well established technology in the academic literature, yet not common in industrial application.^{1,4} An analysis of the literature shows that there has been a somewhat random approach to the choice of organic solvent in enzymatic screening, reflecting the difficulty in predicting which type of solvent could be the most suitable for a specific bio-process.^{5,6}

The little work that has been done on using so-called 'green' solvents has primarily focused on ionic liquids and supercritical CO₂.⁷ Very recently some attention has been given to the use of bio-derived solvents.⁸ In particular the use of bio-derived solvents could provide an effective alternative media without compromising on the safety and the

environmental acceptability of the process.⁹

Laane *et al.* (1987) first suggested that log P (namely the solvent's ability to partition between an octanol/water mixture) was a suitable solvent parameter for organic medium optimisation in biocatalysis.¹⁰ Several studies have followed, looking at different parameters for defining a robust correlation between solvent properties and biocatalytic performance.^{11,12}

Herein, an improved multi-parameter approach to the analysis of the behaviour of *Candida Antarctica* Lipase type B (Novozyme 435) in 24 different organic solvents is reported. A kinetic screening was carried out on an esterification reaction to form a commercially valuable fatty ester, hexyl laurate, widely used in personal care and cosmetics' formulations.¹³

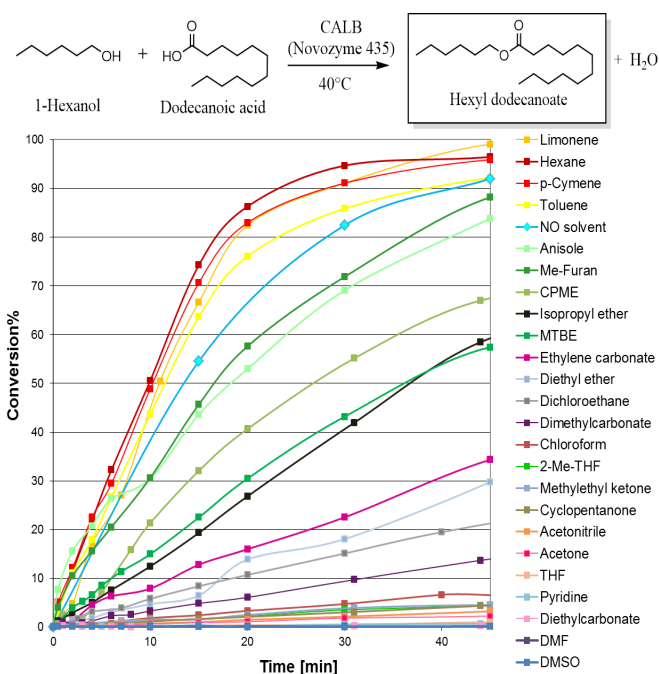


Fig. 1 Kinetic screening of CALB in organic solvents

As a control, catalyst-free and solvent-free reactions have been undertaken. In absence of the biocatalyst no conversion

† Electronic Supplementary Information (ESI) available: Full experimental section is provided. See DOI: 10.1039/b000000x/

^a Green Chemistry Centre of Excellence, Department of Chemistry, The University of York, Heslington York YO10 5DD, UK. Tel: 01904 324550; E-mail: james.clark@york.ac.uk

was observed. Whilst, experiments performed in a catalysed solvent-free system demonstrated reaction rates between those conducted in toluene and Me-furan. The catalysed solvent free system set a benchmark between solvents that enhance or inhibit the rate of reaction. At first glance and from a green chemistry stand point a reaction that requires no solvent is preferable. However, significant quantities of auxiliaries are required for the extraction, purification and analysis of the products, thus reducing the perceived advantages of a solvent-free system.⁹

The solvents of study were chosen to provide a range of log P values from -2 to +5, encompassing conventional solvents and including a few bio-based - or potentially bio-based - ones. Unsurprisingly, hydrophobic solvents, with higher log P values, appeared to have the best asset for this reaction.

This first observation was assessed through a correlational analysis, in which the initial reaction rate was compared against log P in order to verify the relevance of the latter. In addition, a regression analysis using the 'least squares' method was employed to investigate the statistical significance of six solvent parameters and the combination thereof: α (hydrogen bond donating ability), β (hydrogen bond accepting ability), π^* (polarisability), δ_H^2 (square of Hildebrand's solubility parameter), V_m (molar volume), $\ln[w]$ (measured water content).¹⁴ By a reiterative process of excluding the variables carrying the highest risk of misdirecting the correlation, a statistically relevant correlation was found when combining hydrogen basicity and molar volume.

Figure 2 and Table 1 present a comparison of the outcomes from the two approaches: a) the traditional initial rate vs log P correlation, b) the newly proposed correlation between initial rate vs β and V_m .

Table 1 Statistical parameters of the two correlations

Partition coefficient ($\log P$)	Combined β and V_m
$\ln(r) = -2.59 + 1.16\log P$	$\ln(r) = -3.70 - 4.53\beta + 0.044V_m$
$y/x = 0.80$	$y/x = 0.90$
$R^2 = 0.79$	$R^2 = 0.90$
$intercept = 0.33$	$intercept = 0.12$

The devised two-parameter-based correlation shows a marked improvement of the statistical parameters over the previous one. The ratio between the predicted and the experimental rate values is closer to 1, as well as the trend-line's R^2 value, corresponding to about 10% improvement. Moreover, the natural intercept of the trend-line is much closer to zero is desirable.

It is important to note that log P was defined by Kamlet *et al.* (1984) as:¹⁵

$$\log P = 0.24 - 3.38\beta + 0.0266V_m - 0.96\pi^*$$

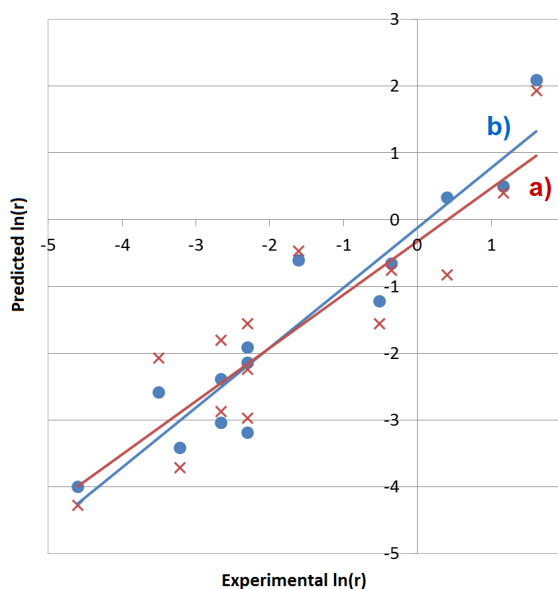


Fig. 2 Comparison of predicted rate values (y) against experimental ones (x) through the a) traditional and b) new model. Only the solvents with known and verified solvent parameters have been used in the correlation analysis. The initial rate in the $\ln(r)$ values expressed in mM/min.

The fact that the $\frac{\beta}{V_m}$ ratio from the correlation equation is comparable to the one from the log P definition confirms that log P is indeed a statistically significant parameter for studying the medium effects on biocatalysis. The new approach suggests that π^* has a negligible contribution and that a more reliable correlation can be obtained by excluding this parameter.

High hydrogen basicity and small molar volume mean strong solvent-solvent interactions. These may create an organised cybotactic region and impose an entropic penalty on the kinetics of the reaction. In fact, high solvent structuredness can hinder the solutes from easily diffusing in and out the active site's environment, thereby impacting on the formation of the Michaelis complex (acyl-enzyme), which is commonly considered to be the rate determining step.^{5,16}

The prevailing effect of the molar volume over the polarisability coefficient may be explained through its influence on how the solvent interacts and diffuses into the enzyme's active site. Bulky and poorly interactive solvents are less likely to diffuse into the active site and thus disrupt its polarity and configuration. This interpretation finds support in concepts presented by Ottolina *et al.* (1994) and Serdakowski & Dordick (2007) on how the solvent's properties and geometry can interact with the active site.^{17,18} As a result, solvents possessing a low β and high V_m values are expected to be ideal for this type of reaction.

Case study: From solvent properties to green solvent-selection

The green credentials of solvents are gaining increasing weight in the solvent-selection process, in which a balance between reaction efficiency and eco-efficiency should always be sought.⁹ The literature reports a number of studies in which hydrolases catalysed reactions were carried out in bio-based or potentially bio-based solvents. Among these, the use of 2-methyltetrahydrofuran is the most prominent.¹⁹ However, the lipases' strongly hydrophobic medium requirements have not yet been met by a bio-solvent.

A recent research has found citrus-derived alkenes (limonene and *p*-cymene) as being suitable solvents for solid-acid catalysed acylation reactions.¹⁶ The low basicity and low Hildebrand's parameter of these bio-solvents were ideal, favouring the reaction. Notably, the joint effect of β and δ_H^2 was related to the solvent's associating ability and in particular to its capacity to accommodate a bulky transition state. The considerations presented in that case resemble the ones deduced from the lipase screening in this study. Similarly the combination of β and V_m account for the solvent's structured-ness and its entropic and enthalpic contribution to the reaction's kinetics. This fact has inspired the first application of limonene and *p*-cymene, along with other bio-based solvents, in lipase catalysis within this study.

The biocatalysed synthesis of hexyl laurate was performed in nine organic solvents that currently have the potential to be 100% derived from bio-resources. Among these, limonene and *p*-cymene as natural extracts from food waste, 2-methylfuran and 2-methyltetrahydrofuran as sugar-derivatives, four carbonates that can be obtained from bio-alcohols and carbon dioxide, and acetone as a fermentation by-product.²⁰ Figure 3 highlights the performance of each of these solvents which is expressed as the logarithm of the initial rate of reaction.

Accordingly with the previous considerations, the solvents derived from citrus waste provided for the highest initial rate and almost 100% conversion after 40 minutes (as seen in Figure 1). The remarkable reaction performance obtained in these lowly interactive and bulky solvents has confirmed the considerations derived from the correlation study. Moreover, the effect of catalyst load and reusability in green solvents has been investigated and it is made available in the supplementary information.

Among the other solvents, 2-methylfuran gave the highest initial rate followed by the bulkier cyclic carbonates. Once more, decreasing rates of reaction have been observed for the increasing solvent's hydrophilicity. A parallel between hexane and *p*-cymene reveals a similar reaction efficiency, yet the latter is highly superior as for its sustainability and health & safety credentials.¹⁶

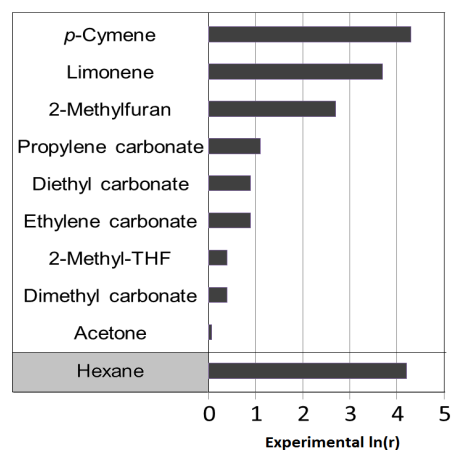


Fig. 3 Bio-based solvents' performance compared to a common oil-derived solvent. The initial rate in the $\ln(r)$ values expressed in mM/min.

In conclusion, an improved correlation was found relating the biocatalytic performance and the solvent properties based on hydrogen-bond accepting ability and molar volume. Compared to previous literature models the solvent's molar volume becomes a meaningful parameter. This fact could relate to its participation in $\log P$ and therefore in the ability of the solvent to extract structural water from the enzyme. Moreover, it is expected to play a role in penetrating the active site and thus influencing the solutes diffusivity. The high rate and yield of reaction in citrus-waste derived solvents and the almost complete activity retention after addition of fresh reagents provide the basis for a highly effective and sustainable process for industrial fatty ester synthesis.

Acknowledgements

The research leading to these results has received funding from the Innovative Medicines Initiative (www.imi.europa.eu) Joint Undertaking under grant agreement n115360, resources of which are composed of financial contribution from the European Unions Seventh Framework Programme (FP7/2007-2013) and EFPIA companies in kind contribution.

References

- 1 C. Jiménez-González, P. Poehlauer, Q. B. Broxterman, B.-S. Yang, D. am Ende, J. Baird, C. Bertsch, R. E. Hannah, P. Dell'Orco, H. Noorman *et al.*, *Organic Process Research & Development*, 2011, **15**, 900–911.
- 2 P. Amaral, M. Rocha-Leão, M. Coelho, Y. Hui, F. Chen, L. Nolle, R. Guiné, O. Martín-Belloso, M. Mínguez-Mosquera, G. Paliyath *et al.*, *Handbook of Fruit and Vegetable Flavors*, 2010, 115–128.
- 3 S. Wenda, S. Illner, A. Mell and U. Kragl, *Green Chemistry*, 2011, **13**, 3007–3047.

- 4 K. Drauz, *Enzyme catalysis in organic synthesis*, Wiley-VCH, 2012, vol. 1.
- 5 G. Carrea and S. Riva, *Organic synthesis with enzymes in non-aqueous media*, Wiley-VCH, 2008.
- 6 A. Zaks and A. M. Klibanov, *Proceedings of the National Academy of Sciences*, 1985, **82**, 3192–3196.
- 7 (a) M. P. Marques, N. M. Lourenço, P. Fernandes and C. C. de Carvalho, *Green Solvents I*, Springer, 2012, pp. 121–146; (b) Z. Yang and W. Pan, *Enzyme and Microbial Technology*, 2005, **37**, 19–28; (c) M. J. Hernáiz, A. R. Alcántara, J. I. García and J. V. Sinisterra, *Chemistry-A European Journal*, 2010, **16**, 9422–9437.
- 8 M. Perez-Sanchez, M. Sandoval, M. J. Hernaiz and P. D. Maria, *Current Organic Chemistry*, 2013, **17**, 1188–1199.
- 9 F. M. Kerton and R. Marriott, *Alternative solvents for green chemistry*, Royal Society of chemistry, 2013, vol. 20.
- 10 C. Laane, S. Boeren, K. Vos and C. Veeger, *Biotechnology and Bioengineering*, 1987, **30**, 81–87.
- 11 G. D. Yadav and S. Devendran, *Process Biochemistry*, 2012, **47**, 496 – 502.
- 12 (a) Y. L. Khmelnsky, V. V. Mozhaev, A. B. Belova, M. V. Sergeeva and K. Martinek, *European Journal of Biochemistry*, 1991, **198**, 31–41; (b) J. F. Martins, T. C. de Sampaio, I. B. de Carvalho and S. Barreiros, *Biotechnology and bioengineering*, 1994, **44**, 119–124; (c) S. H. van Erp, E. O. Kamenskaya and Y. L. Khmelnsky, *European Journal of Biochemistry*, 1991, **202**, 379–384; (d) E. Torres, R. Tinoco and R. Vazquez-Duhalt, *Journal of biotechnology*, 1996, **49**, 59–67; (e) M. N. Gupta, R. Batra, R. Tyagi and A. Sharma, *Biotechnology progress*, 1997, **13**, 284–288.
- 13 S.-W. Chang, J.-F. Shaw, K.-H. Yang, L. Shih, C.-H. Hsieh and C.-J. Shieh, *Green Chemistry*, 2005, **7**, 547–551.
- 14 C. Reichardt, *Organic process research & development*, 2007, **11**, 105–113.
- 15 M. J. Kamlet, M. H. Abraham, R. M. Doherty and R. Taft, *Journal of the American Chemical Society*, 1984, **106**, 464–466.
- 16 (a) J. H. Clark, D. J. Macquarrie and J. Sherwood, *Green Chemistry*, 2012, **14**, 90–93; (b) K. Ryu and J. S. Dordick, *Biochemistry*, 1992, **31**, 2588–2598.
- 17 A. L. Serdakowski and J. S. Dordick, *Trends in Biotechnology*, 2007, **26**, 48 – 54.
- 18 G. Ottolina, F. Gianinetti, S. Riva and G. Carrea, *Journal of the Chemical Society, Chemical Communications*, 1994, 535–536.
- 19 (a) M. Pérez-Sánchez, M. Sandoval and M. J. Hernáiz, *Tetrahedron*, 2012, **68**, 2141–2145; (b) Z.-Q. Duan and F. Hu, *Green Chem.*, 2012, **14**, 1581–1583; (c) Z.-G. Chen, D.-N. Zhang, L. Cao and Y.-B. Han, *Bioresource technology*, 2013, **133**, 82–86; (d) W.-L. Gao, H. Liu, N. Li and M.-H. Zong, *Bioresource Technology*, 2012, **118**, 82–88; (e) P. Hoyos, M. A. Quezada, J. V. Sinisterra and A. R. Alcántara, *Journal of Molecular Catalysis B: Enzymatic*, 2011, **72**, 20–24.
- 20 (a) M. Martín-Luengo, M. Yates, E. S. Rojo, D. Huerta Arribas, D. Aguilar and E. Ruiz Hitzky, *Applied Catalysis A: General*, 2010, **387**, 141–146; (b) D. F. Aycocock, *Organic process research & development*, 2007, **11**, 156–159; (c) M. North, R. Pasquale and C. Young, *Green Chemistry*, 2010, **12**, 1514–1539; (d) N. Qureshi and H. Blaschek, *Journal of Industrial Microbiology and Biotechnology*, 2001, **27**, 292–297.