

PAPER

View Article Online
View Journal | View Issue



Cite this: *Org. Biomol. Chem.*, 2024, **22**, 4347

Received 5th April 2024,
Accepted 2nd May 2024

DOI: 10.1039/d4ob00561a

rsc.li/obc

Stereocontrolled synthesis of the aconitine D ring from D-glucose†

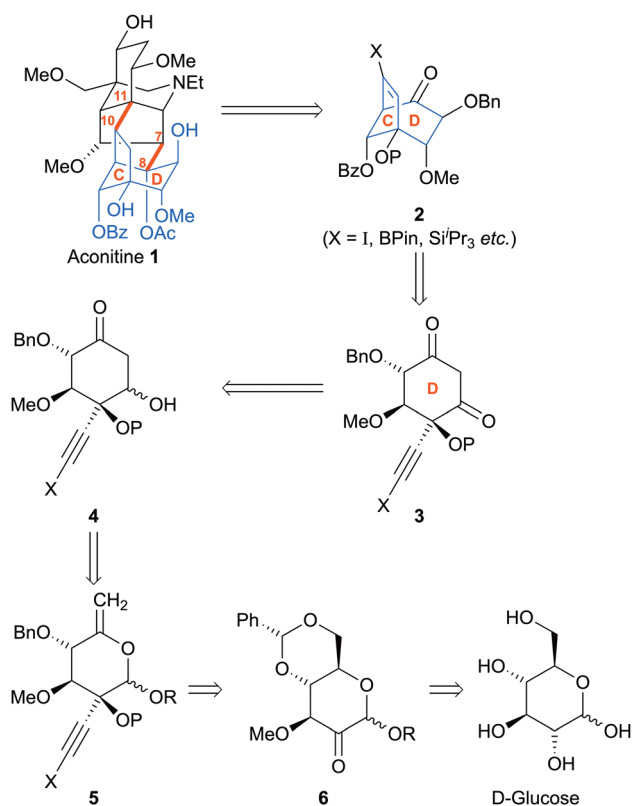
Ian A. Pocock,^a Julien Doulcet,^{a,b} Craig R. Rice,^a Joseph B. Sweeney^{a,c} and Duncan M. Gill^{a,*}

The synthesis of a fully oxygenated aconitine D ring precursor from (D)-(+)-glucose is described. The route features a highly diastereoselective alkynyl Grignard ketone addition and a base-mediated enolac-tone to 1,3-diketone rearrangement.

Introduction

Aconitine **1**, a C₁₉ norditerpenoid alkaloid isolated from plants of the genus *Aconitum*,¹ is a potent neurotoxin that exerts its principal pharmacological effect by binding to and activating voltage-gated Na⁺ channels.² Its poisonous properties have gained a certain literary notoriety, featuring in the works of authors as diverse as Ovid, Shakespeare, and Arthur Conan Doyle.³ Related diterpenoid alkaloids display significant antagonist activity at the nicotinic acetylcholine receptor⁴ and cytotoxicity.⁵ The densely functionalized cage structure, containing 15 stereogenic centres, has attracted interest from the synthetic chemistry community.⁶ Despite landmark syntheses of simpler related compounds,⁷ no total synthesis of aconitine has yet been reported, perhaps a reflection of additional stereochemical complexity present throughout the molecule, particularly concentrated in ring D where all six ring atoms are stereogenic centres.⁸ A retrosynthetic strategy predicated upon disconnections across the C(7)–C(8) and C(10)–C(11) bonds back to a CD subunit (Scheme 1) is appealingly convergent, and has been elegantly showcased by Gin^{7b} and Reisman⁹ in their respective syntheses of neofinaconitine and talatisamine. Noting that five of the six aconitine D ring stereocentres bear oxygen substituents, we envisioned assembly of this key subunit in enantiomerically pure form from a carbohydrate precursor, by exploiting the potential for Ferrier carbocyclisation¹⁰ to convert a pyr-

anose-derived enol ether such as **5** to the corresponding cyclohexanone **4**. The additional two carbons necessary to construct the C-ring could then be supplied by addition of an alkynyl metal to ketone **6**, setting the stage for ring C closure *via* Conia-ene intramolecular diketone alkynylation.¹¹ Given that an alkynyl iodide (*cf.* **3**, X = I) has been shown to be a competent reactant in this type of cyclisation,^{11a} the potential to access vinyl halide **2** (or an organometallic derivative thereof)



Scheme 1 Retrosynthetic plan.

^aDepartment of Chemical Sciences, University of Huddersfield, Huddersfield, HD1 3DH, UK. E-mail: d.m.gill@hud.ac.uk

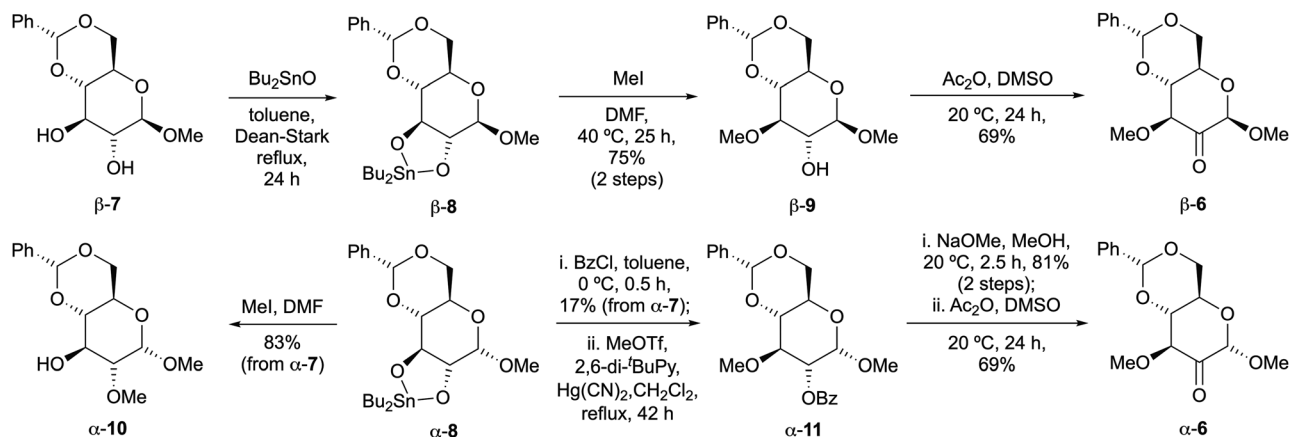
^bDepartment of Chemistry, University of Lancaster, Lancaster, LA1 4YB, UK

^cDepartment of Chemistry, University of Liverpool, Crown Street, Liverpool, L69 7ZD, UK

^dDepartment of Pharmacy, University of Huddersfield, Huddersfield, HD1 3DH, UK

† Electronic supplementary information (ESI) available: Full experimental details and characterisation data for novel compounds, X-ray crystallographic data and NMR spectra. CCDC 2343856. For ESI and crystallographic data in CIF or other electronic format see DOI: <https://doi.org/10.1039/d4ob00561a>





Scheme 2 Preparation of ketoglycosides α -6 and β -6.

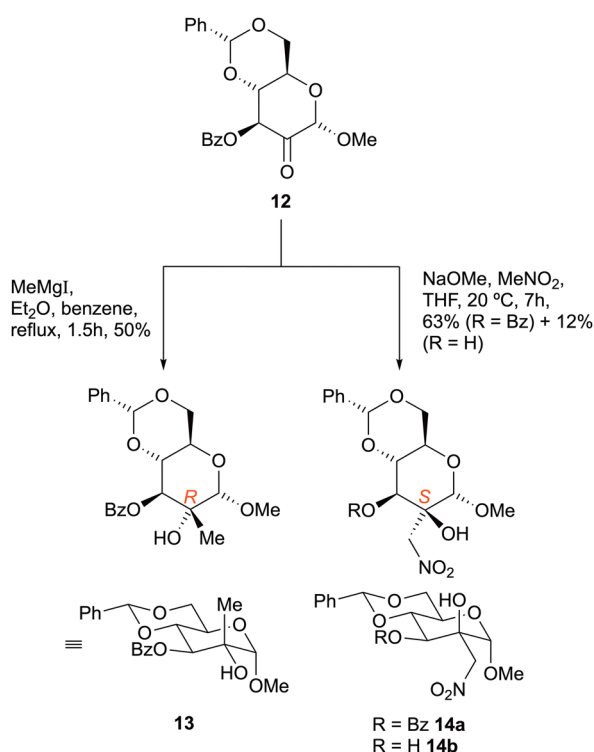
and elaborate it towards the target *via* cross-coupling is apparent. Benzylidene acetal **6** ($R = \text{Me}$) is an attractive substrate given the rigidity imparted by the *trans*-fused bicyclic scaffold; moreover, selective reduction of the acetal¹² would maintain a protecting group on the 2° alcohol whilst revealing the 1° alcohol *en route* to enol **5**.

Towards the realization of this concept, we report here a stereocontrolled synthesis of diketone **3** ($X = \text{Si}^i\text{Pr}_3$; $P = \text{Bn}$) from (D)-(+)-glucose as a platform for further synthetic studies towards **1**.

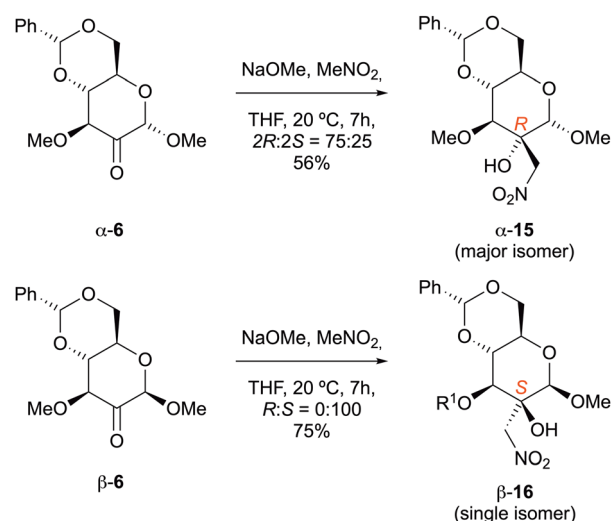
Results and discussion

From the outset we recognized that the configuration at the anomeric centre of **6** would influence the stereochemical outcome of nucleophilic attack at the adjacent ketone. Treatment of stannylene acetal β -**8** (from benzylidene acetal β -**7**)¹³ with methyl iodide gave high selectivity for 2° alcohol β -**9**, whereupon oxidation under Albright–Goldman conditions delivered the desired 3-OMe isomer β -**6** (Scheme 2). On the other hand, methylation of α -**8** took place selectively at the 2-position (giving α -**10**), requiring temporary protection of the 2-hydroxyl group as a benzoate ester to access α -**6** *via* α -**11** as described by Fuchs.¹⁴

With both α -**6** and β -**6** in hand we turned our attention to the installation of the alkyne moiety at C(2). Mikami and Shin reported that whereas addition of methyl magnesium iodide to analogous ketone **12** proceeded *via* exclu-



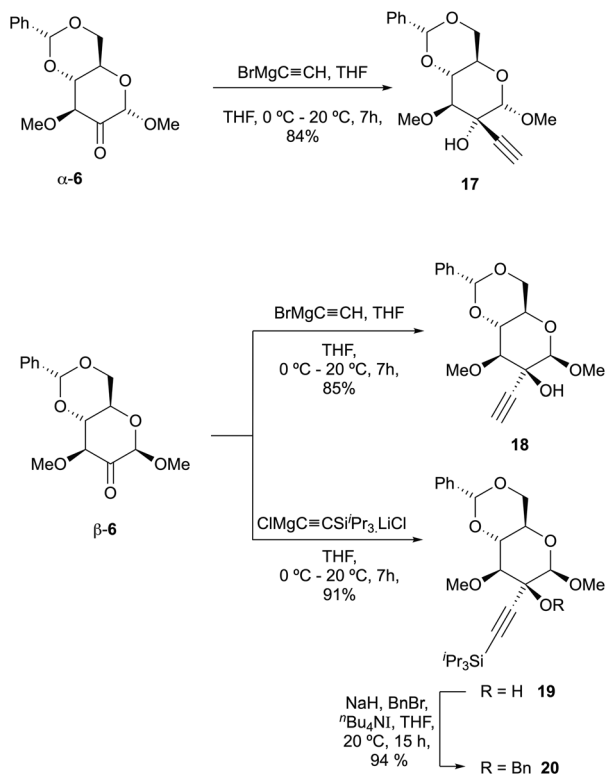
Scheme 3 Stereochemical outcomes of nucleophilic additions to ketone **12** (Mikami & Shin).¹⁴



Scheme 4 Addition of nitromethane to α -6 and β -6.



sive axial attack to give **13**, nitromethane gave the product of equatorial attack **14** (Scheme 3).¹⁵ As the latter outcome would set the correct configuration and install a group



Scheme 5 Addition of alkynyl Grignards to α -6 and β -6.

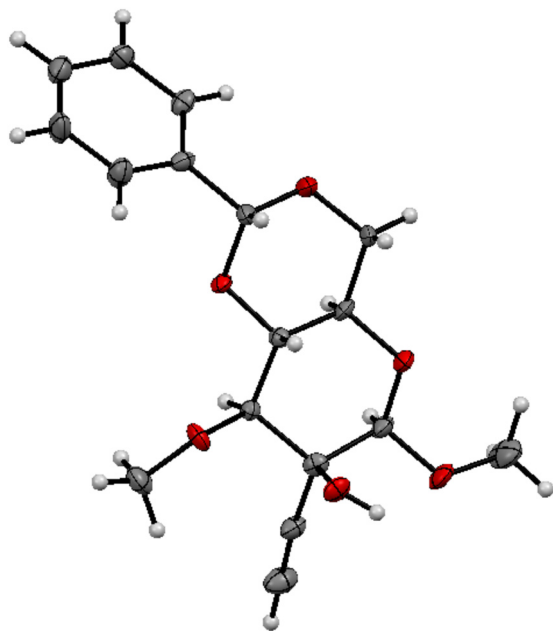
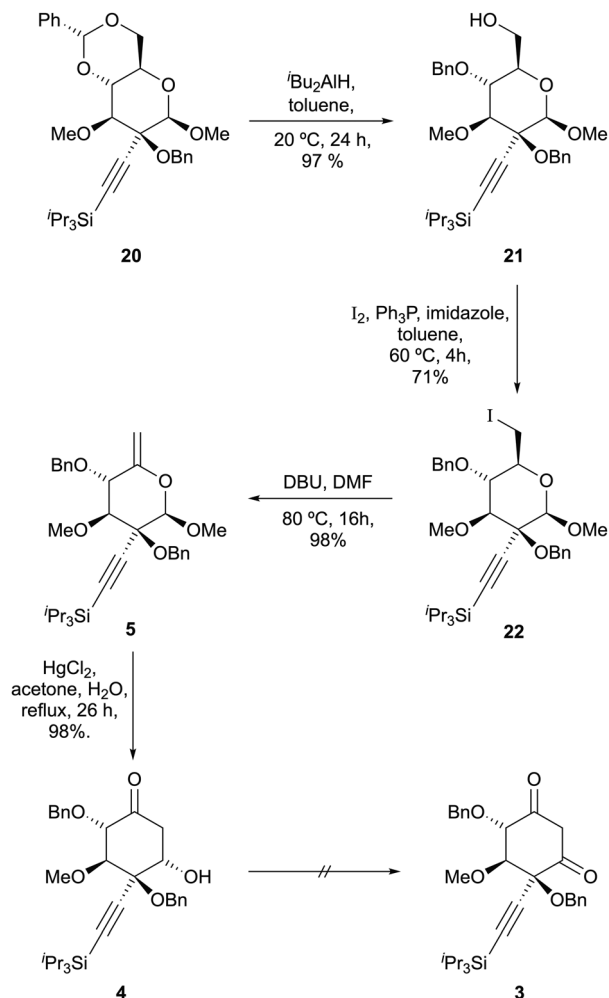
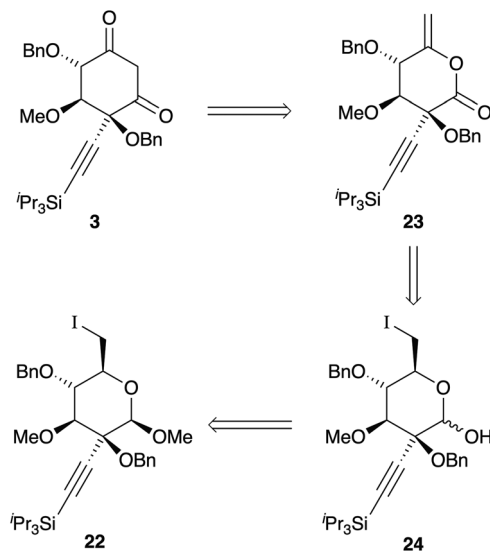


Fig. 1 ORTEP representation of compound **18** (thermal ellipsoids at 30% probability).



Scheme 6 Preparation of β -hydroxyketone **4** from glucopyranoside **20** via Ferrier carbocyclisation.



Scheme 7 Revised retrosynthesis.





† The NOESY spectrum for compound **17** displayed a cross-peak corresponding to an interaction between 2-OH and axial 3-H, whereas for compound **18**, a cross-peak for 2-OH and axial 4-H was observed. For compound **16**, a cross-peak for 2-OH and axial 4-H was also observed, along with one between axial 3-H and one CH₂NO₂ proton. NOESY spectra of compound **20** and other 2-OBn compounds evidenced interaction between the CH₂Ph protons and the -Si⁺Pr₃ group but not 4-H, suggesting that these compounds adopt a conformation where the bulky benzyl group is oriented away from the tetrahydropyran ring.

ether **5** (Scheme 6). Gratifyingly, upon exposure to mercury(II) chloride, **5** underwent Ferrier carbocyclisation to give cyclohexanone **4** in 98% yield as a single diastereomer. The stereoselectivity observed is in line with that observed by Machado and rationalized by a chelated chair-like transition state.¹⁷ A wide range of oxidising agents and conditions was surveyed in an effort to convert **4** to diketone **3**, but without success. We therefore considered the possibility that the correct oxidation state at this carbon could be set earlier in the synthesis, envisioning that diketone **3** might be derived directly by rearrangement of enolactone **23**,¹⁸ accessible in turn from **22** via selective *O*-demethylation and oxidation of lactol **24** (Scheme 7).

Unfortunately, we were unable to identify conditions to selectively 1-*O*-demethylate either **21** or **22**. A second-generation route was therefore developed, where the refractory methyl group was replaced with an allyl group. However, this apparently minor structural change resulted in a reversal in *O*-methylation regioselectivity (*cf.* Scheme 2), so a more fundamental route redesign was carried out. To circumvent reliance on the capricious stannylene acetal chemistry, 1,2,5,6-di-*O*-isopropylidene- α -D-glucopyranose **25** (preparable from D-glucose in a single step)¹⁹ was chosen as a starting point. Methylation of the single exposed hydroxyl group gave **26**,²⁰ which was converted to tetraacetate **27**, obtained as an inconsequential 85:15 mixture of anomers in 63% overall yield. Selective de-acetylation of **27** at the anomeric position with hydrazine,²¹ followed by treatment with base and allyl bromide²² generated an 87:13 (β : α) ratio of epimeric allyl glycosides, from which the desired β -anomer **28** was isolated in 44% unoptimised yield following methanolysis of the remaining acetate groups. Benzylidene acetal formation gave 2° alcohol **29**. Oxidation, alkynyl Grignard addition, and 3° alcohol protection paralleled the methyl glycoside series, giving **30**; pleasingly, complete stereoselectivity for equatorial addition to the ketone was also observed (Scheme 8). Following DIBALH reduction of the benzylidene acetal, alcohol **32** was converted to iodide **33a**. Palladium-catalyzed deallylation²³ and hemiacetal oxidation proceeded smoothly to give lactone **34a** in 62% yield; however, base-induced elimination of HI was unsuccessful. Alcohol **32** was therefore converted to selenide **33b** using Grieco's protocol²⁴ and processed along the same lines to give lactone **34b**. Oxidation of the selenide²⁵ triggered spontaneous elimination to give the desired enolactone **23**, which upon treatment with sodium methoxide rearranged cleanly to diketone **3**, isolated as a mixture of diketone and ketoenol isomers in 67% yield (Scheme 8).

§ The ¹H NMR coupling constants for 2-H [δ_{H} 4.31 (d, J = 12.0 Hz)] and 3-H [δ_{H} 3.85 (d, J = 12.0 Hz)] of compound **4** suggest that both these protons are axially disposed, whereas that of 5-H [δ_{H} 4.10 (t, J = 2.8 Hz)] represents coupling to 6-H_{eq} [δ_{H} 2.49 (dd, J = 14.5, 2.8 Hz)] and 6-H_{ax} [δ_{H} 2.85 (dd, J = 14.5, 2.8 Hz)] with a J value typical of an equatorial proton.

Conclusions

The synthesis of diketone **3** from 1,2,5,6-di-*O*-isopropylidene- α -D-glucopyranose **25** (one step from glucose) was accomplished in 14 steps and 2.5% overall yield (3.9% BRSM). The route features a highly stereoselective alkynyl Grignard addition to a ketopyranose controlled by the configuration at the anomeric centre, and an unusual enolactone to diketone rearrangement. Compound **3** represents a promising staging post in the proposed approach to aconitine, given that β -dicarbonyl moieties have been profitably employed by Toste as the nucleophilic component in gold-catalysed Conia-ene cyclisations (including a 5-*endo-dig* process to furnish a [3.2.1]-bridged product),^{11a} and replacement of the triisopropylsilyl group with a more tractable iodine substituent is feasible with either alkyne (**3**) or alkene (**2**) substrates.²⁶ Moreover, the product of such a reaction would contain carbonyl groups of different reactivity: the ketone embedded in the more strained 5-membered ring would be expected to exhibit greater reactivity towards reducing agents, rendering compound **2** (Scheme 1) potentially accessible *via* this strategy. Efforts in our laboratory are currently focused on applying these transformations to generate enantiopure CD building blocks as the foundation of a convergent approach to aconitine itself.

Author contributions

JD and IAP carried out all synthetic experimental work under the supervision of DMG and JBS. X-ray crystallography was carried out and analysed by CRR. DMG conceived the ideas and wrote the manuscript. DMG, JD and IAP conceived and designed the reactions. All authors edited and approved the final manuscript.

Conflicts of interest

There are no conflicts to declare.

Acknowledgements

The authors thank the Leverhulme Trust (Research Grant RPG-2014-115) and the University of Huddersfield for support of this project.

References

- (a) A. M. A. Qasem, Z. Zang, M. G. Rowan and I. S. Blagborough, *Nat. Prod. Rep.*, 2022, **39**, 460–473;
(b) F.-P. Wang, Q.-H. Chen and X.-Y. Liu, *Nat. Prod. Rep.*, 2010, **27**, 529–570.
- (a) A. Ameri, *Prog. Neurobiol.*, 1998, **56**, 211–235;
(b) M. H. Benn and J. M. Jacyno, in *Alkaloids Chemical &*



- Biological Perspectives*, ed. S. W. Pelletier, J. Wiley & Sons, Inc., New York, 1983, vol. 1, pp. 153–220.
- 3 (a) P. Ovidius Naso, *Metamorphoses*, I, 147, *Penguin Classics*, London, 2004; (b) W. Shakespeare, 2 *Henry IV* 4.4.49–50, OUP, Oxford, 2008; (c) A. K. Chatterjee, *Can. J. Health History*, 2022, **39**, 281–310.
 - 4 M. A. Turabekova, B. F. Rasulev, F. N. Dzhakhangirov, D. Leszczynska and J. Leszczynski, *Eur. J. Med. Chem.*, 2010, **45**, 3885–3894.
 - 5 (a) M.-Y. Ren, Q.-T. Yu, C.-Y. Shi and J.-B. Luo, *Molecules*, 2017, **22**, 267–281; (b) K. Wada and H. Yamashita, *Molecules*, 2019, **24**, 2317–2338.
 - 6 (a) R. M. Conrad and J. DuBois, *Org. Lett.*, 2007, **9**, 5465–5468; (b) C. Dank, R. Sanichar, K.-L. Choo, M. Olsen and M. Lautens, *Synthesis*, 2019, **51**, 3915–3946.
 - 7 (a) K. Wiesner, T. Y. R. Tsai, K. Huber, S. E. Bolton and R. Vlahov, *J. Am. Chem. Soc.*, 1974, **96**, 4990–4992; (b) Y. Shi, J. T. Wilmot, L. U. Nordstrom, D. S. Tan and D. Y. Gin, *J. Am. Chem. Soc.*, 2013, **135**, 14313–14320; (c) Y. Nishiyama, Y. H. S. Yokoshima and T. Fukuyama, *J. Am. Chem. Soc.*, 2014, **136**, 6598–6601; (d) C. J. Marth, G. M. Gallego, J. C. Lee, T. P. Lebold, S. Kulyk, K. G. M. Kou, J. Qin, R. Lilien and R. Sarpong, *Nature*, 2015, **528**, 493–498; (e) K. G. M. Kou, B. X. Li, J. C. Lee, G. M. Gallego, T. P. Lebold, A. G. DiPasquale and R. Sarpong, *J. Am. Chem. Soc.*, 2016, **138**, 10830–10833; (f) D. Kamakura, H. Todoroki, D. Urabe, K. Hagiwara and M. Inoue, *Angew. Chem., Int. Ed.*, 2020, **59**, 479–486.
 - 8 For alternative approaches to construction of the aconitine D ring, see: (a) H. Cheng, L. Xu, D.-L. Chen, Q.-H. Chen and F.-P. Wang, *Tetrahedron*, 2012, **68**, 1171–1176; (b) X.-H. Zhou, Y. Liu, R.-J. Zhou, H. Song, X.-Y. Liu and Y. Qin, *Chem. Commun.*, 2018, **54**, 12258–12261; (c) G. Yang, M. Zhu, X. Zhao, J. Lei and L. Xu, *Tetrahedron Lett.*, 2021, **69**, 152975.
 - 9 A. R. Wong, N. J. Fastuca, V. W. Mak, J. K. Kerkovius, S. M. Stevenson and S. A. Reisman, *ACS Cent. Sci.*, 2021, **7**, 1311–1316.
 - 10 (a) M. E. Jung and S. W. T. Choe, *J. Org. Chem.*, 1995, **60**, 3280–3281; (b) R. J. Ferrier and S. Middleton, *Chem. Rev.*, 1993, **93**, 2779–2831.
 - 11 (a) S. T. Staben, J. J. Kennedy-Smith and F. D. Toste, *Angew. Chem., Int. Ed.*, 2004, **43**, 5350–5352; (b) D. Hack, M. Blümel, P. Chauhan, A. R. Philipps and D. Enders, *Chem. Soc. Rev.*, 2015, **44**, 6059–6093.
 - 12 N. Tanaka, I. Ogawa, S. Yoshigase and J. Nokami, *Carbohydr. Res.*, 2008, **343**, 2675–2679.
 - 13 (a) P. V. Murphy, J. L. O'Brien, L. J. Gorey-Feret and A. B. Smith III, *Tetrahedron*, 2003, **59**, 2259–2271; (b) H. Qin and T. B. Grindley, *J. Carbohydr. Chem.*, 1996, **15**, 95–108.
 - 14 M. Srinivasarao, T. Park, Y. Chen and P. L. Fuchs, *Chem. Commun.*, 2011, **47**, 5858–5860.
 - 15 J. Yoshimura, K. Mikami, K.-I. Sato and C.-G. Shin, *Bull. Chem. Soc. Jpn.*, 1976, **49**, 1686–1689.
 - 16 M. Miljković, M. Gligorićević and D. Miljković, *J. Org. Chem.*, 1974, **39**, 2118–2120.
 - 17 A. S. Machado, D. Dubreuil, J. Cleophas, S. D. Gero and N. F. Thomas, *Carbohydr. Res.*, 1992, **233**, C5–C8.
 - 18 (a) N. P. Shusherina, T. Kh. Gladysheva and R. Ya. Levina, *Zh. Org. Khim.*, 1966, **2**, 1801–1805; (b) H. Schneider and C. Lüthy, Process for the preparation of cyclic diketones, *Eur. Pat. Appl.*, 2003, 1352901; H. Tomioka, K. Oshima and H. Nozaki, *Tetrahedron Lett.*, 1982, **23**, 99–100.
 - 19 R. N. Mitra, K. Show, D. Barman, S. Sarkar and D. K. Maiti, *J. Org. Chem.*, 2019, **84**, 42–52.
 - 20 S. Yan and D. Klemm, *Tetrahedron*, 2002, **58**, 10065–11071.
 - 21 G. Excoffier, D. Gagnare and J. P. Utille, *Carbohydr. Res.*, 1975, **39**, 368–373.
 - 22 (a) A. S. Henderson, J. F. Bower and M. C. Galen, *Org. Biomol. Chem.*, 2014, **12**, 9180–9183; (b) A. Lubineau, S. Escher, J. Alais and D. Bonnaffé, *Tetrahedron Lett.*, 1997, **38**, 4087–4090.
 - 23 J. Zeng, S. Vedachalam, S. Xiang and X.-W. Liu, *Org. Lett.*, 2011, **13**, 42–45.
 - 24 P. A. Grieco, S. Gilman and M. Nishizawa, *J. Org. Chem.*, 1976, **41**, 1485–1486.
 - 25 H. Yamada, M. Adachi and T. Nishikawa, *Chem. Commun.*, 2013, **49**, 11221–11223.
 - 26 D. L. Usanov, M. Naodovic, M. Brasholz and H. Yamamoto, *Helv. Chim. Acta*, 2012, **95**, 1773–1789; N. Kerisit, R. Ligny, E. S. Gauthier, J.-P. Guégan, L. Toupet, J.-C. Guillemin and Y. Trolez, *Helv. Chim. Acta*, 2019, **102**, e1800232.

