



Cite this: *Org. Biomol. Chem.*, 2024, **22**, 1988

Received 14th December 2023,
Accepted 9th February 2024

DOI: 10.1039/d3ob02040a

rsc.li/obc

A SmI₂-mediated reductive cyclisation reaction using the trifluoroacetamide group as the radical precursor†

Kota Yoshioka, Hiroki Iwasaki,  * Mako Hanaki, Saho Ito, Yuzuha Iwamoto, Rio Ichihara and Hisanori Nambu 

A samarium(II)-mediated reductive cyclisation reaction with the aminoketyl radical from the trifluoroacetamide group for synthesising 2-trifluoromethylindolines was developed. This reaction is the first example of using an acyclic amide group, which is considered difficult to react with SmI₂, in a reductive cyclisation. Additionally, the conversion of the obtained product into 2-trifluoromethylindole was achieved.

Introduction

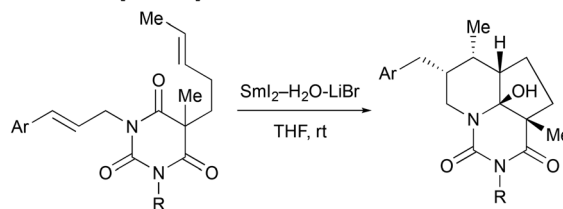
Since the simple preparation of SmI₂ was reported by Kagan *et al.* in 1980,¹ SmI₂ has been recognised as the most versatile single-electron reducing agent.² One reason for this is that SmI₂ is a highly chemoselective reagent, and its functional group selectivity can be fine-tuned by using appropriate ligands and additives.³ Reactions using this useful reagent can be classified into two major categories. One is the reduction of functional groups and the other is the reductive carbon–carbon bond formation reactions. Functional group reductions have been reported for sulfones and sulfoxides, alkyl and aryl halides, epoxides, phosphine oxides, carbonyls, and conjugated double bonds.⁴ However, reductive carbon–carbon bond formation reactions are often used as important key reactions in the total synthesis of natural products, leveraging the excellent stereochemical control owing to the high oxophilicity of samarium and the ability to coordinate.⁵ Particularly, cyclisation reactions by single-electron transfer (SET) reduction of carbonyl compounds with SmI₂ are superior in that they allow the synthesis of decorative cyclic structures by combining carbonyl moieties with unsaturated functional groups such as alkynes, alkenes, and allenes through radical umpolung.⁶ Based on this background, many intramolecular cyclisation reactions of ketyl

radicals, which can be easily prepared from SmI₂ and aldehydes or ketones, have been reported.⁷ We have also reported the synthesis of spirocyclic compounds by intramolecular cyclisation using ketyl radicals prepared from ketones.⁸

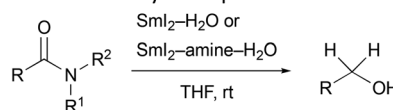
Functional groups such as lactones and acyclic esters, as well as nitrogen-containing compounds such as lactams and cyclic imides, are considered to have difficulty reacting with SmI₂. However, in recent years, by adjusting the reactivity of SmI₂ using a coordinating additive, cyclisation reactions with those functional groups have been reported (Scheme 1A).⁹ These studies expanded the adaptive limits of reductive cyclisation with SmI₂ and provided useful organic chemical insights. However, there are only a few reports on the reduction reactions of acyclic amides with SmI₂ to amines or alcohols (Scheme 1B),¹⁰ and to the best of our knowledge, there are no reports on reductive cyclisation reactions.

Indoles and indolines are basic nitrogen-containing heterocycles that are widely present in various natural products and biologically active compounds.¹¹ Therefore, the development of efficient synthetic methods for indoles and indolines has

A. SmI₂-mediated radical cyclisation of cyclic amide derivatives [Ref. 9a]



B. reduction of acyclic aliphatic and aromatic amide [Ref. 10]



Scheme 1 SmI₂-mediated reductive cyclisation reaction (A) and reduction of amide (B).

Kyoto Pharmaceutical University, 1 Misasagi-Shichono-cho, Yamashina-ku, Kyoto, 607-8412, Japan. E-mail: iwasaki@mb.kyoto-phu.ac.jp

† Electronic supplementary information (ESI) available. See DOI: <https://doi.org/10.1039/d3ob02040a>

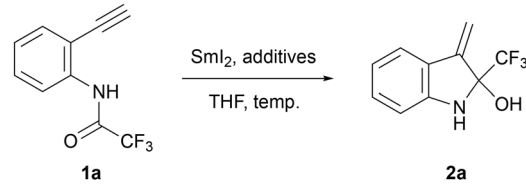


attracted significant attention from organic chemists. We have reported a reaction for the synthesis of indole derivatives by intramolecular cyclisation using aryl radicals generated from aryl halides with SmI_2 .¹² Incidentally, it is well known that the introduction of fluorine compounds such as trifluoromethyl groups into organic compounds has positive effects on bio-active molecules, such as membrane permeability, lipophilicity, and metabolic oxidation prevention.¹³ Therefore, the synthesis of 2-trifluoromethylindoles and 2-trifluoromethylindoles has recently attracted much attention, and various approaches have been reported.¹⁴

We focused on the functionalised 2- CF_3 -indole synthesis reported by Nenajdenko *et al.* (Scheme 2A).^{14c} They synthesised 2- CF_3 -indoles with various substituents by adding nucleophiles to an indoline intermediate with a cyclic hemiaminal moiety stabilised by a CF_3 group using a one-pot reaction. We hypothesised that if aminoketyl radicals generated from acyclic trifluoromethylacetamide groups are trapped by intramolecular alkynes, 2- CF_3 -indoline with an *exo*-olefin moiety at the 3-position could be synthesised, and this product could be used as a substrate for the synthesis of functionalised 2- CF_3 -indoles (Scheme 2B). Herein, we report a new method for synthesising 2- CF_3 -indoline using SmI_2 . This reaction is a reductive cyclisation using a chain amide as the radical precursor, which has never been reported before, and is realised by using the captodative effect¹⁵ between an electron-withdrawing trifluoromethyl group and an electron-donating amino group. The product was considered useful as a building block for the synthesis of functionalised 2- CF_3 -indoles by reaction with various nucleophiles.

We selected *N*-(2-ethynylphenyl)-2,2,2-trifluoroacetamide **1a** as the model substrate for the synthesis of 2- CF_3 -indoline derivatives with a hemiaminal structure.¹⁶ First, to optimise the reaction conditions for the reductive cyclisation reaction between aminoketyl radicals and alkynes, equivalent amounts of SmI_2 , additives, and reaction temperatures were examined

Table 1 Optimisation of reaction conditions for the cyclisation reaction between the aminoketyl radical and alkyne



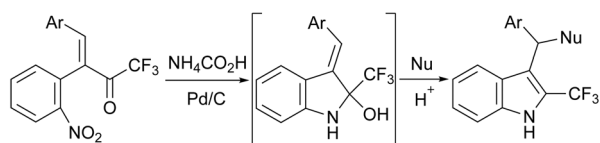
Entry	SmI_2 (eq.)	Additive (eq.)	Temp. (°C)	Yield ^a (%) 2a
1 ^b	1.5	HMPA (5.4), <i>i</i> -PrOH (2.0)	0	65
2	2.0	HMPA (7.2), <i>i</i> -PrOH (2.0)	0	73
3	2.5	HMPA (9.0), <i>i</i> -PrOH (2.0)	0	82
4 ^c	3.0	HMPA (10.8), <i>i</i> -PrOH (2.0)	0	61
5	2.0	HMPA (7.2), <i>i</i> -PrOH (20)	0	80
6 ^d	2.5	HMPA (9.0), <i>i</i> -PrOH (20)	0	61
7	2.5	HMPA (9.0)	0	47
8	2.0	HMPA (7.2), <i>i</i> -PrOH (2.0)	rt	68

^a Isolated yield. ^b Starting material was recovered in 11% yield. ^c 3-Methyl-2-trifluoromethylindole was obtained by elimination of the hydroxy group, caused by the pushing of the lone pair on the nitrogen atom, and subsequent reduction in 6% yield. ^d 3-Methyl-2-trifluoromethylindole was obtained in 12% yield. HMPA = hexamethylphosphoramide.

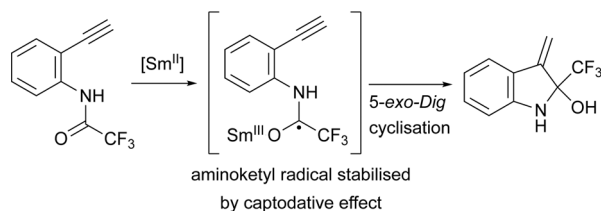
(Table 1). In our previous studies, we found that cyclisation reactions using SmI_2 are promoted when the proton source traps the organic samarium species produced by the single-electron reduction of the radical which was generated after cyclisation.¹² Therefore, the reaction of **1a** was performed at 0 °C using 1.5 equivalents of SmI_2 , HMPA as an additive to increase the reduction potential of SmI_2 ,³ and *i*-PrOH as a proton source. The desired indoline derivative **2a**, which has a hemiaminal structure, was obtained in 65% yield without any byproducts (entry 1). To the best of our knowledge, this reaction is the first example of a reductive cyclisation using SmI_2 with an acyclic amide group as the radical precursor. Because 11% of the starting material was recovered, we increased the amount of SmI_2 and found that the best yield of the desired product (82%) was obtained when 2.5 equivalents of SmI_2 were used (entries 2–4). To verify the effect of the proton source, we performed the reaction using 2.0 equivalents of SmI_2 and 20 equivalents of *i*-PrOH and found that the product yield was slightly improved compared to that using 2.0 equivalents of *i*-PrOH (entry 5). However, at 2.5 equivalents of SmI_2 , the yield of indoline **2a** was lower, resulting in the 3-methyl-2-trifluoromethylindole in 12% yield (entry 6). The absence of a proton source also resulted in a significant decrease in yield (entry 7). These results suggest that the proton source promotes cyclisation by contributing to the protonation of the organic samarium species. Additionally, the reaction temperature was also studied and increasing the reaction temperature to room temperature led to a decrease in the yield (entry 8).

Our interest shifted to the substrate generality of this reaction. First, we investigated the effects of the substituent positions on the benzene ring. The results obtained using sub-

A. One-pot assembly of functionalised 2- CF_3 -indoles [Ref. 14c]



B. SmI_2 -mediated reductive cyclisation reaction of acyclic amide (This work)



Scheme 2 2- CF_3 -indole synthesis via a hemiaminal intermediate and 2- CF_3 -indoline synthesis via an aminoketyl radical intermediate.

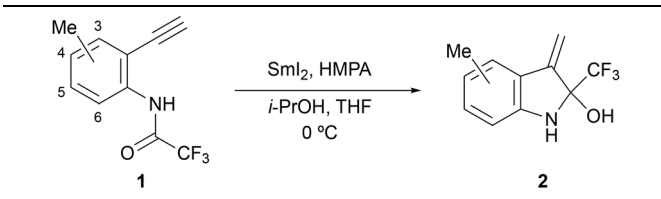


strates **1b–1e** with methyl groups at 3–6 positions of the benzene ring are summarised in Table 2. The desired products **2b–2e** were obtained in moderate to good yields. Substrate **1b**, with a methyl group next to the alkyne group, yielded the least cyclised product **2b**, probably due to the steric repulsion of the methyl group against the *exo*-olefin caused by cyclisation (entry 1). However, the substrate **1e** with a methyl group next to the trifluoroacetamide group gave the desired product **2e** in the best yield (entry 4), probably because the steric repulsion between the methyl and trifluoroacetamide groups allowed the aminoketyl radical to easily approach the alkyne, acting as a radical acceptor.

As part of our investigation of the scope and limitations of the substrates, we performed reactions using substrates **1f–1k** with electron-donating or electron-withdrawing groups at the *para*-position of the trifluoroacetamide group, which may affect the stability of the aminoketyl radicals through a captodative effect (Table 3). When the reaction of substrate **1f** with a methoxy group as the electron-donating group was performed, **2f** was not obtained, unexpectedly (entry 1). 5-Methoxy-3-methyl-2-(trifluoromethyl)-1*H*-indole **3** and the dimer **4** of **2f** were obtained in 4% and 30% yields, respectively. The reason for obtaining the indole derivative is probably because the strong electron-donating nature of the methoxy group increased the electron density on the nitrogen atom, making the hemiaminal structure unstable. Similarly, the increased nucleophilicity of the nitrogen atom is believed to have led to the formation of the dimer of **2f**. Subsequently, we examined the use of substrates **1g–1k** with halogen, cyano, ester, or nitro groups as electron-withdrawing groups, and found that the yield of the cyclised product decreased as the electron-withdrawing property became stronger (entries 2–6). These results indicate that the presence of an electron-withdrawing group on the benzene ring weakens the electron-donating ability of the nitrogen atom to the aminoketyl radical, resulting in lower yields.

Using substrates **5a–5e** with an electron-donating methyl group on the nitrogen atom, we investigated the effects of steric hindrance adjacent to the nitrogen atom and the capto-

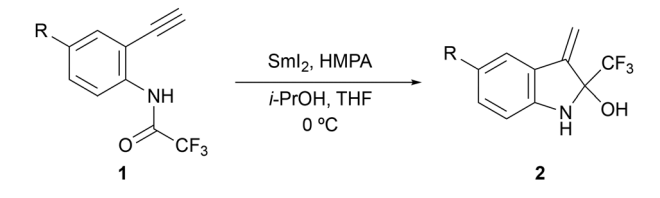
Table 2 Effect of the position of the methyl group on the benzene ring^a



Entry	Substrate	Yield ^b (%)
1	1b (3-Me)	2b : 57
2	1c (4-Me)	2c : 70
3	1d (5-Me)	2d : 79
4	1e (6-Me)	2e : 79

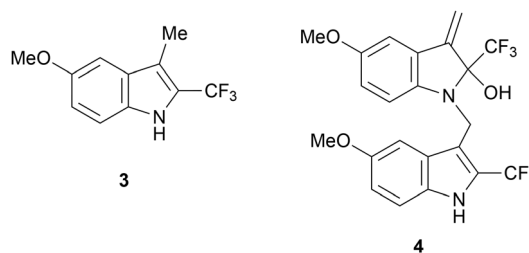
^a All reactions were performed in THF using SmI₂ (2.5 equiv.), *i*-PrOH (2.0 equiv.), and HMPA (9.0 equiv.) at 0 °C. ^b Isolated yield.

Table 3 Effect of the electron density on the benzene ring^a



Entry	Substrate	R	Yield ^b (%)
1 ^c	1f	OMe	2f : N.D.
2	1g	Br	2g : 62
3	1h	Cl	2h : 56
4 ^d	1i	CN	2i : 29
5 ^e	1j	CO ₂ Me	2j : 18
6 ^f	1k	NO ₂	2k : N.D.

^a All reactions were performed in THF using SmI₂ (2.5 equiv.), *i*-PrOH (2.0 equiv.), and HMPA (9.0 equiv.) at 0 °C. ^b Isolated yield. ^c 5-Methoxy-3-methyl-2-(trifluoromethyl)-1*H*-indole **3** and the dimer **4** of **2f** were obtained in 4% and 30% yields, respectively. ^d Starting material was recovered in 29% yield. ^e Starting material was recovered in 28% yield. ^f Starting material was recovered in 57% yield. N.D. = not detected.

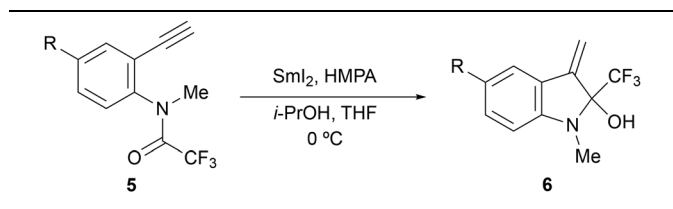


dative effects on the reductive cyclisation reaction (Table 4). With substrate **5a**, the desired product **6a** was obtained in 69% yield, although there was a slight decrease in the yield compared to the case without a methyl group on the nitrogen atom (entry 1 vs. Table 1, entry 3). However, the methyl group on the nitrogen atom successfully suppressed the dimerisation of substrate **5c** with the methoxy group, as expected, and the target product **6c** was obtained in 75% yield (entry 3 vs. Table 3, entry 1). Moreover, for substrates **5d** and **5e** with halogen atoms, the yields were slightly lower than those for the substrate without a methyl group on the nitrogen atom, with the same tendency as shown in entry 1 (entries 4 and 5 vs. Table 3 entries 2 and 3).

Having achieved the cyclisation reaction with terminal alkyne, we further investigated the cyclisation reaction with internal alkyne (Scheme 3). The reaction of substrates having phenyl and trimethylsilyl groups on the alkyne moiety gave the desired products in 87% and 58% yields, respectively.

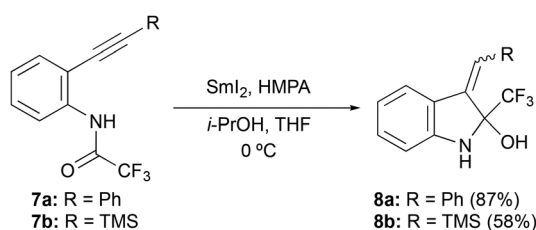
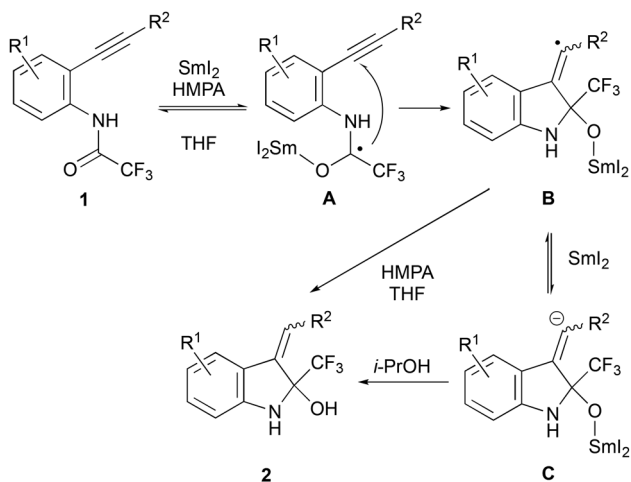
As shown in Scheme 4, the reductive cyclisation of **1** proceeded through the aminoketyl radical intermediate **A**.⁹ The 5-*exo* type cyclisation of **A** occurred to give the *exo*-vinyl radical intermediate **B**.^{9c} After further single-electron reduction by another equivalent of SmI₂ to an anionic species **C**, it would be protonated by a proton source to give indoline derivative **2**.



Table 4 Effect of the methyl group on the nitrogen atom^a

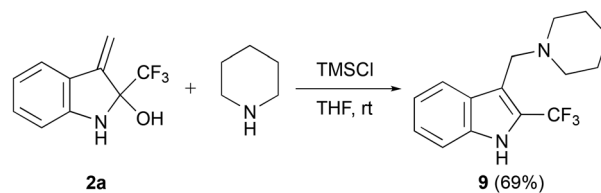
Entry	Substrate		Yield ^b (%)
		R	
1	5a	H	6a: 69
2	5b	Me	6b: 69
3	5c	OMe	6c: 75
4	5d	Br	6d: 47
5	5e	Cl	6e: 58

^a All reactions were performed in THF using SmI₂ (2.5 equiv.), *i*-PrOH (2.0 equiv.), and HMPA (9.0 equiv.) at 0 °C. ^b Isolated yield.

**Scheme 3** Cyclisation reaction with internal alkyne.**Scheme 4** Plausible reaction mechanism for SmI₂-mediated formation of the hemiaminal indoline **2**.

Radical intermediate **B** may also abstract hydrogen radicals from the additives and solvents, such as HMPA and THF, thereby forming indoline derivative **2**.¹⁷

As aforementioned (Scheme 2A), the conversion of 2-CF₃-indolines into 2-CF₃-indoles using nucleophiles in a one-pot reaction was reported by Nenajdenko *et al.*^{14c} To confirm the utility of 2-CF₃-indolines as building blocks in the synthesis of

**Scheme 5** Conversion into 2-CF₃-indole by the reaction of **2a** with piperidine.

functionalised 2-CF₃-indoles, an indole derivative was synthesised using isolated compound **2a** and a nucleophile (Scheme 5). When piperidine, an *N*-nucleophile, was used, the desired indole derivative **9** was obtained in good yield.

Conclusions

We developed the SmI₂-mediated reductive cyclisation reaction using trifluoroacetamide groups as radical precursors and alkynes as radical acceptors to synthesize 2-trifluoromethyl-indoline derivatives. This reaction is the first example of using an acyclic amide group, which is considered difficult to react with SmI₂, in a reductive cyclisation reaction. This reaction provides a finding that significantly contributes to the development of reductive reactions using SmI₂ with amide groups. Furthermore, we demonstrated the conversion into 2-CF₃-indoles by the reaction of **2a** having a hemiaminal structure with piperidine. Therefore, the 2-CF₃-indole product obtained from the present reaction would be useful as a building block for synthesising a variety of indole derivatives. Further studies including reactions using other amide groups as radical precursors and the derivatisation of the products, indolines with *exo*-olefin and hemiaminal structures, are ongoing in our laboratory.

Author contributions

H. I. was responsible for directing the project and editing the draft. K. Y., M. H., S. I., Y. I. and R. I. completed the investigation and data curation. K. Y., H. I. and H. N. completed the original draft. All authors participated in the discussion of the results and commented on the manuscript.

Conflicts of interest

There are no conflicts to declare.

References

- (a) J. L. Namy, P. Girard and H. B. Kagan, *New J. Chem.*, 1977, **1**, 5–7; (b) P. Girard, J.-L. Namy and H. B. Kagan, *J. Am. Chem. Soc.*, 1980, **102**, 2693–2698.



- 2 (a) J. M. Concéllon and H. Rodríguez-Solla, *Chem. Soc. Rev.*, 2004, **33**, 599–609; (b) M. Szostak and D. J. Procter, *Angew. Chem., Int. Ed.*, 2012, **51**, 9238–9256.
- 3 M. Szostak, M. Spain and D. J. Procter, *Chem. Soc. Rev.*, 2013, **42**, 9155–9183.
- 4 S. E. Dibrell, Y. Tao and S. E. Reisman, *Acc. Chem. Res.*, 2021, **54**, 1360–1373.
- 5 (a) M. M. Heravi and A. Nazari, *RSC Adv.*, 2022, **12**, 9944–9994; (b) K. C. Nicolaou, S. P. Ellery and J. S. Chen, *Angew. Chem., Int. Ed.*, 2009, **48**, 7140–7165.
- 6 (a) M. Szostak, N. J. Fazakerley, D. Parmar and D. J. Procter, *Chem. Rev.*, 2014, **114**, 5959–6039; (b) G. A. Molander and E. P. Cormier, *J. Org. Chem.*, 2005, **70**, 2622–2626; (c) A. Hölemann and H.-U. Reissig, *Org. Lett.*, 2003, **5**, 1463–1466.
- 7 (a) O. Schmalz, R. Brun, J. W. Bats and H.-G. Schmalz, *Tetrahedron Lett.*, 2002, **43**, 1009–1013; (b) S. Gross and H.-U. Reissig, *Synlett*, 2002, 2027–2030; (c) M. Berndt and H.-U. Reissig, *Synlett*, 2001, 1290–1292.
- 8 (a) H. Iwasaki, N. Tsutsui, T. Eguchi, H. Ohno, M. Yamashita and T. Tanaka, *Tetrahedron Lett.*, 2011, **52**, 1770–1772; (b) H. Ohno, M. Okumura, S. Maeda, H. Iwasaki, R. Wakayama and T. Tanaka, *J. Org. Chem.*, 2003, **68**, 7722–7732.
- 9 (a) C. Morrill, Á. Péter, I. Amalina, E. Pye, G. E. M. Crisenza, N. Kaltsoyannis and D. J. Procter, *J. Am. Chem. Soc.*, 2022, **144**, 13946–13952; (b) H.-M. Huang, J. J. W. McDouall and D. J. Procter, *Angew. Chem., Int. Ed.*, 2018, **57**, 4995–4999; (c) H.-M. Huang and D. J. Procter, *Angew. Chem., Int. Ed.*, 2017, **56**, 14262–14266; (d) S. Shi and M. Szostak, *Org. Lett.*, 2015, **17**, 5144–5147; (e) D. Parmar, L. A. Duffy, D. V. Sadasivam, H. Matsubara, P. A. Bradley and R. A. Flowers II, *J. Am. Chem. Soc.*, 2009, **131**, 15467–15473.
- 10 (a) S. R. Huq, S. Shi, R. Diao and M. Szostak, *J. Org. Chem.*, 2017, **82**, 6528–6540; (b) M. Szostak, M. Spain, A. J. Eberhart and D. J. Procter, *J. Am. Chem. Soc.*, 2014, **136**, 2268–2271.
- 11 (a) F. Shirai, T. Tsumura, Y. Yashiroda, H. Yuki, H. Niwa and S. Sato, *J. Med. Chem.*, 2019, **62**, 3407–3427; (b) E. Vitaku, D. T. Smith and J. T. Njardarson, *J. Med. Chem.*, 2014, **57**, 10257–10274; (c) V. Sharma, P. Kumar and D. Pathak, *J. Heterocycl. Chem.*, 2010, **47**, 491–502.
- 12 H. Iwasaki, K. Suzuki, M. Yamane, S. Yoshida, N. Kojima, M. Ozeki and M. Yamashita, *Org. Biomol. Chem.*, 2014, **12**, 6812–6815.
- 13 (a) H. Mei, A. M. Remete, Y. Zou, H. Moriwaki, S. Fustero, L. Kiss, V. A. Soloshonok and J. Han, *Chin. Chem. Lett.*, 2020, **31**, 2401–2413; (b) D. O'Hagan, *J. Fluor. Chem.*, 2010, **131**, 1071–1081.
- 14 (a) K. H. Min, N. Iqbal and E. J. Cho, *Org. Lett.*, 2022, **24**, 989–994; (b) K. Mo, X. Zhou, J. Wu and Y. Zhao, *Org. Lett.*, 2022, **24**, 2788–2792; (c) V. M. Muzalevskiy, Z. A. Sizova and V. G. Nenajdenko, *Org. Lett.*, 2021, **23**, 5973–5977; (d) L. Mei, J. Moutet, S. M. Stull and T. L. Gianetti, *J. Org. Chem.*, 2021, **86**, 10640–10653; (e) W. Ji, H.-H. Wu, W. Li and J. Zhang, *Chem. Commun.*, 2021, **57**, 4448–4451; (f) E. Vitaku, D. T. Smith and J. T. Njardarson, *Angew. Chem., Int. Ed.*, 2016, **55**, 2243–2247. For recent synthesis of fluorine atom containing compounds: (g) Y. Cheng, X. Zhang, G. An, G. Li and Z. Yang, *Chin. Chem. Lett.*, 2023, **34**, 107625; (h) L. Wen, B. Li, Z. Zou, N. Zhou, C. Sun, P. Feng and H. Li, *Org. Chem. Front.*, 2024, **11**, 142–148; (i) D. Komatsu, K. Yamada and T. Hanamoto, *Org. Biomol. Chem.*, 2023, **21**, 6762–6771.
- 15 (a) M. Liu, X. Yang, Q. Sun, T. Wang, R. Pei, X. Yang, Y. Zhao, L. Zhao, G. Frenking and X. Wang, *Angew. Chem., Int. Ed.*, 2023, **62**, e202300068; (b) J. P. Peterson and A. H. Winter, *J. Am. Chem. Soc.*, 2019, **141**, 12901–12906; (c) L. Duque, C. Zapata, B. Rojano, B. Schneider and F. Otálvaro, *Org. Lett.*, 2013, **15**, 3542–3545; (d) H. G. Viehe, R. Merényi and Z. Janousek, *Pure Appl. Chem.*, 1988, **60**, 1635–1644.
- 16 We performed the reactions with trichloro- and tribromoacetamide groups. However, dehalogenated compounds were obtained and cyclised products could not be obtained.
- 17 (a) D. Parmar, H. Matsubara, K. Price, M. Spain and D. J. Procter, *J. Am. Chem. Soc.*, 2012, **134**, 12751–12757; (b) G. A. Molander and E. P. Cormier, *J. Org. Chem.*, 2005, **70**, 2622–2626; (c) A. Hölemann and H.-U. Reissig, *Chem. – Eur. J.*, 2004, **10**, 5493–5506; (d) A. Hölemann and H.-U. Reissig, *Org. Lett.*, 2003, **5**, 1463–1466; (e) D. P. Curran, T. L. Fevig, C. P. Jasperse and M. J. Tottleben, *Synlett*, 1992, 943–961; (f) M. Matsukawa, J. Inanaga and M. Yamaguchi, *Tetrahedron Lett.*, 1987, **28**, 5877–5878.

