

## PAPER

[View Article Online](#)  
[View Journal](#) | [View Issue](#)Cite this: *RSC Mechanochem.*, 2024, **1**, 138Received 31st October 2023  
Accepted 16th January 2024

DOI: 10.1039/d3mr00009e

[rsc.li/RSCMechanochem](https://rsc.li/RSCMechanochem)

## Theory of flow-induced covalent polymer mechanochemistry in dilute solutions†

Etienne Rognin, , Niamh Willis-Fox and Ronan Daly \*

Predicting polymer mechanochemistry in arbitrary flows is challenging due to the diversity of chain conformations, competition among stretched bonds, and flow heterogeneity. Here, we demonstrate that the vast diversity of polymer unravelling pathways must be accounted for, rather than considering an averaged chain conformation. We propose a model that describes both mechanophore activation and non-specific backbone scission, where the reaction rates depend solely on fluid kinematics. Validated with coarse-grained molecular dynamics simulations in complex flows, the model captures mechanochemistry onset, intact chain half-life, and non-specific scission.

## 1 Introduction

Covalent bonds of polymers in solution can break under mechanical tension imparted by large velocity gradients. While this phenomenon is of practical importance when macromolecules need to be preserved from flow-induced degradation,<sup>1–3</sup> it has also inspired scientists to develop an abundance of macromolecular compounds known as *mechanophores*, which can exhibit a change in a physico-chemical property such as color or conductivity under large tensile stress.<sup>4–6</sup> Although mechanophores have been extensively studied at the molecular level, how they react to macroscopic stress is still poorly understood. In liquid solutions in particular, the state-of-the-art activation method is sonication, but the chaotic nature of this flow prevents any detailed understanding of the link between fluid mechanics and reaction kinetics, impeding generalization to arbitrary flows and translation to industrial applications.<sup>7–9</sup>

While flow-induced polymer degradation has been studied for decades, existing models are still restricted to specific types of flow such as developed turbulence,<sup>10–12</sup> porous media,<sup>13</sup> and microfluidic constrictions,<sup>14,15</sup> or they focus on the onset of scission rather than its actual rate.<sup>16</sup> These models cannot be generalized to arbitrary flows nor be extended to predict mechanophore activation without substantial reformulation.

In fact, the final outcome of mechanochemistry in an arbitrary transient flow is the intricate convolution of at least three factors: first, the heterogeneity of the flow producing different forcing sequences for polymers flowing along different Lagrangian trajectories; second, the wide variety of polymer conformations responding differently to a given flow (this

variation being amplified by molecular weight dispersity); and third, for a given polymer conformation, the vast number of bonds being stretched simultaneously inducing a competition between mechanophore activation and non-specific chain scission. The aim of this paper is to show that this complexity can be factorized to a large extent, so that reaction rates can be derived directly from the solvent velocity field.

## 2 Model

## 2.1 The critical force hypothesis in flows

Covalent mechanochemistry is usually interpreted within the framework of thermally activated reaction rates.<sup>17,18</sup> Furthermore, assuming Bell's model for the force-induced decrease of the free-energy barrier, then at bond scale the activation rate,  $k$ , is given by:<sup>19</sup>

$$k(g) = k_0 \exp\left(\frac{g\ell^\ddagger}{k_B T}\right), \quad (1)$$

where  $g$  is the tensile force,  $k_0$  is the force-free rate,  $\ell^\ddagger$  is the reaction coordinate of the transition state, and  $k_B T$  is the thermal energy. Bell's model assumes that the distortion of the energy landscape is small and the reaction coordinate is aligned with the force. Non-conventional mechanophores may exhibit non-monotonic or even strain-hardening changes in activation energy,<sup>20</sup> in which case a more elaborate theory than the one developed here may be necessary. Nevertheless, for common backbone bonds and a vast class of mechanophores, we expect the decrease in energy barrier to be roughly proportional to the tensile force, at least in the range of relevant forces. The theory presented in this paper is based on a separation of time scales for which an accurate description of reaction rates is not necessary.

For single-molecule pulling experiments, the tensile force is uniform between the two anchor points, and the loading rate is

Department of Engineering, University of Cambridge, Cambridge, UK. E-mail: [rd439@cam.ac.uk](mailto:rd439@cam.ac.uk)

† Electronic supplementary information (ESI) available. See DOI: <https://doi.org/10.1039/d3mr00009e>



controlled. By contrast, in flow-induced mechanochemistry non-uniform and transient force distributions occur. Once a molecule is fully unravelled, the tension along the backbone has a quasi-parabolic profile with a maximum value at the center of the chain given by:<sup>21</sup>

$$g_{\max} = \zeta \dot{\epsilon} L^2, \quad (2)$$

where  $\zeta$  is a friction coefficient per unit length,  $\dot{\epsilon}$  is the strain rate of the solvent, and  $L$  is the chain length. Typically,  $\zeta$  depends on monomer type and is proportional to solvent viscosity. According to slender-body hydrodynamics,<sup>22</sup>  $\zeta$  also has a slow variation in  $(\ln L)^{-1}$  which is neglected for now. The overall scission rate of an unravelled chain made of  $n$  independent links which react according to Bell's model is given by the *Thermally Activated Bond Scission* (TABS) model:<sup>23</sup>

$$k = nk_0 \sqrt{2\pi\sigma} \exp\left(\frac{g_{\max} \ell^{\ddagger}}{k_B T}\right), \quad (3)$$

where  $\sigma^2 = k_B T / (8g_{\max} \ell^{\ddagger})$ , and where we have assumed  $g_{\max} \ell^{\ddagger} \gg k_B T$ . Indeed, typical covalent mechanochemical systems are observed when the reaction is accelerated by many orders of magnitude (for example reducing the half-life from months to microseconds), suggesting that  $g \ell^{\ddagger} / k_B T$  is at least of the order of 20. A critical strain rate  $\dot{\epsilon}_c$  can be defined by combining eqn (2) and (3), which, because of the exponential scaling, amounts to defining a bond-scale critical force  $g_c = \zeta \dot{\epsilon}_c L^2$ . Odell *et al.*<sup>23</sup> and others used this model to rationalize the experimental scaling law that  $\dot{\epsilon}_c \sim L^{-2}$  in flows with stagnation points like cross slots. Nevertheless, this paradigm fails to explain the  $\dot{\epsilon}_c \sim L^{-1}$  scaling observed in constriction flows<sup>24,25</sup> and therefore cannot be generalized to arbitrary scenarios. In a transient flow, the variation of both solvent strain rate and polymer conformation have to be properly accounted for.

For this purpose, we first consider a fully unravelled chain subject to an increasing strain rate in the vicinity of  $\dot{\epsilon}_c$ . If the strain rate is doubled then tension is doubled, so that the scission rate is roughly multiplied by a factor  $\exp(g_c \ell^{\ddagger} / k_B T) \gtrsim 10^8$ ; likewise halving the force would roughly divide the rate by  $10^4$ . Consequently, scission is clearly a threshold phenomenon with respect to the time scale of the flow. Let us now consider unravelling polymer chains at constant solvent strain rate. We define the Weissenberg number as  $Wi = \tau \dot{\epsilon}$ , with  $\tau$  the polymer longest relaxation time. For  $Wi > \frac{1}{2}$ , molecules unravel, but the time it takes to reach the final elongated state differs vastly from one molecule to another, depending on their initial random conformation.<sup>26,27</sup> To illustrate the implication for chain scission, we have simulated an ensemble of  $10^3$  free-draining bead-rod chains,<sup>14,21</sup> each made of  $N = 1000$  links, under three scenarios: (1) a steady uniaxial extensional flow without Brownian forces (neglecting Brownian forces is equivalent to assuming the chain or any of its part does not have time to relaxation during the deformation, in other words it is equivalent to considering the limit  $Wi = +\infty$ ); (2) the collapse of a sonication bubble (Rayleigh–Plesset equation with parameters taken from Turetta and Lattuada<sup>28</sup>); and (3) the center line of

a steady laminar 4:1 contraction flow. The sonication and contraction flows are normalised so that  $Wi_{\max} \sim 10^3$ . Bead-rod polymer modelling and simulation settings are described in more detail in sections 2 and 3 of the ESI.<sup>†</sup> For each molecule, we capture the effective length,  $L_{\text{eff}}$ , at time  $t$  as:

$$L_{\text{eff}}(t)^2 = \frac{g_{\max}(t)}{\zeta \dot{\epsilon}(t)}, \quad (4)$$

where  $g_{\max}$  is the maximum force in the chain (not necessarily located at the center). According to eqn (2),  $L_{\text{eff}}$  tends towards the contour length  $L$  as the polymer chain unravels. The unravelling state of two molecules is reported in Fig. 1a as a function of solvent strain  $\epsilon$  defined as the time integral of  $\dot{\epsilon}$ . Tension grows in proportion to  $L_{\text{eff}}^2$ , and there are three ways straight segments grow at  $Wi = +\infty$ : (1) a quasi-frozen *folded* state, (2) an *affine growth* (deforming with the solvent), and (3) a sudden growth resulting from merging two unravelled segments. These chain unravelling pathways due to solvent strain, which have been extensively studied both theoretically (reported as *kinks dynamics*)<sup>26,27</sup> and experimentally,<sup>29,30</sup> are sketched in Fig. 1b. In the folded state, the chain loses internal mobility and the segment growth is almost stopped. The affine growth represents the regular uncoiling from one or two ends of a straight segment and scales as  $\exp(2\dot{\epsilon}t)$ , while the growth by merging happens when two significantly stretched segments are eventually joined.

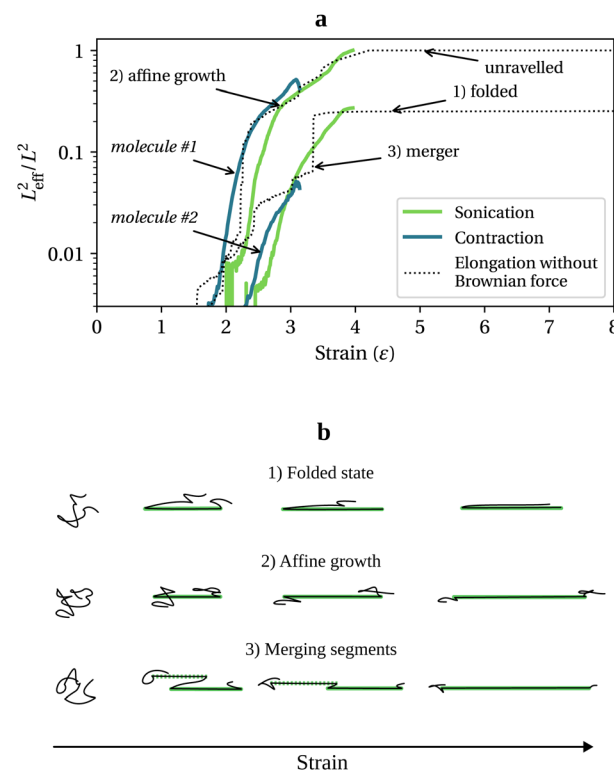


Fig. 1 (a) Normalised effective length of two bead-rod molecules with different initial conformation as a function of solvent strain for different flow scenarios. (b) Schematic of unravelling pathways. Long straight segments are highlighted in green.



At finite  $Wi$ , small coiled parts of the chains can relax. As a result, in the contraction and sonication flows (Fig. 1a), the growth of  $L_{\text{eff}}^2$  follows the infinite  $Wi$  uniaxial extension behaviour to a large extent albeit being smoother.

## 2.2 Ensemble of polymer chains

For a given molecule, considering the rapid growth of  $L_{\text{eff}}$ , scission should occur as soon as  $L_{\text{eff}}^2 \geq g_c/(\zeta\dot{\epsilon})$ , except in the unlikely circumstance where the chain is stuck in the folded conformation at exactly  $L_{\text{eff}}^2 = g_c/(\zeta\dot{\epsilon})$ . Remarkably, because of the variety of unravelling pathways, the thresholding hypothesis applied to an ensemble of random coils subject to a constant solvent strain rate  $\dot{\epsilon}_c$  still results in a pseudo first-order reaction with rate  $k \sim \dot{\epsilon}_c$ .<sup>31,32</sup> This is because chains which develop elongated segments sooner due to their initial random conformation break first while it requires more time (or strain in the general case) for more tangled coils. But importantly, there is an initial idle time, or equivalently a critical solvent strain  $\epsilon_c$  before which no reaction occurs. A detailed analysis of the whole simulated ensemble shows that  $\epsilon_c \approx 3.5 \sim \ln \sqrt{N} = \ln \xi$ , where  $\xi$  is the polymer extensibility (for a chain in a theta-solvent,  $\xi = \sqrt{N}$ ). In other words, the critical strain scales with the unravelling of a typical coil.

In addition, we can see from Fig. 1a that  $L_{\text{eff}}^2$  is a function of  $\epsilon$  and in good approximation independent of the type of flow. Indeed, if we assume that covalent mechanochemistry occurs at  $Wi \gg 1$ , the unravelling pathways of the largest structures depend only on the accumulated strain. Consequently, the resulting proportion of intact chains,  $c$ , is also a function of  $\epsilon$

and  $\dot{\epsilon}$  only, and can be learnt from only one flow, for example a steady elongation at  $Wi = +\infty$ . The result is reported in Fig. 2a for a mono-dispersed ensemble of  $10^3$  chains of  $N = 1000$  identical links (no mechanophore moiety), and Fig. 2b for a dispersed ensemble of the same size, the number of links being sampled from a log-normal distribution of average  $\langle N \rangle = 1000$ , with a polydispersity index (PDI) of 1.01 (or equivalently a standard deviation of about 10% of the average length). The contour at 0.97 represents the arbitrary limit for the onset of scission: at large strain, the limit is given by  $\dot{\epsilon} = \dot{\epsilon}_c$ . At strain below  $\ln \xi$ , the limit is given by a function of both  $\dot{\epsilon}$  and  $\epsilon$ , accounting for scission occurring in a partially unravelled coils. In addition, the main effect of length dispersity is to smooth the transition around  $\dot{\epsilon}_c$ , as we can see by comparing Fig. 2a and b. We can understand this feature by imagining an ensemble of chains pre-stretched below  $\dot{\epsilon}_c$  (up to a solvent strain of 6 for example), then suddenly subject to  $\dot{\epsilon} > \dot{\epsilon}_c$ : if the ensemble is monodisperse, all chains would break at the same time, while with dispersity the longer chains would break first.

For further analysis, we propose the following functional approximation of  $c(\epsilon, \dot{\epsilon})$ :

$$-\ln c(h, w) = \kappa w^\alpha F\left(\frac{\ln w}{\gamma_0}\right) \gamma_1 G\left(\frac{h + \beta \ln w}{\gamma_1}\right), \quad (5)$$

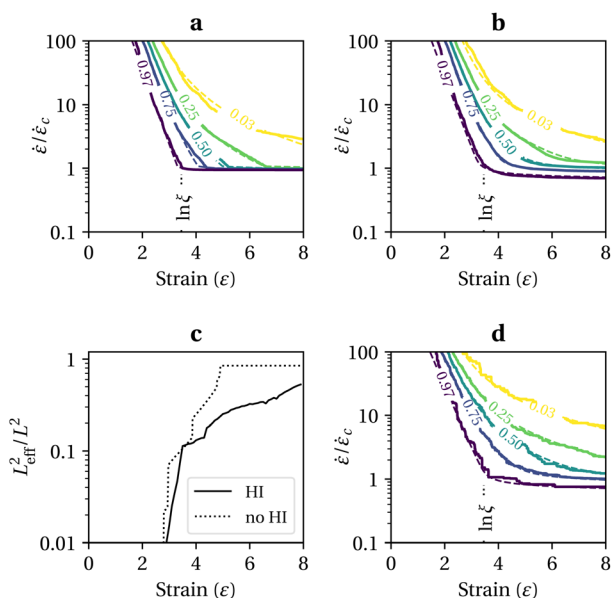
with the normalised variables  $h = \epsilon - \ln \xi$  and  $w = \dot{\epsilon}/\dot{\epsilon}_c$ , and smooth onset of scission given by  $F(x) = (1 + \exp(-x))^{-1}$ , and  $G(x) = \ln(1 + \exp(x))$ . Values of the fitted parameters  $\kappa$ ,  $\alpha$ ,  $\beta$ ,  $\gamma_0$ , and  $\gamma_1$  are reported in Table 1 for various molecular models and ensemble properties. Fitted eqn (5) is represented as dashed lines in Fig. 2. The onset of scission with respect to  $w$  is of course  $w > 1$  by definition of  $\dot{\epsilon}_c$ . On the other hand, the onset with respect to strain is  $h > -\beta_0 \ln w$ , which means that activation is reached at lower strain for larger strain rates, as quantified by  $\beta_0$ .

We recover the first order reaction kinetics at constant strain rate:<sup>31,32</sup> for  $w = 1$  and large  $h$ ,  $-\ln c \sim \kappa h$  which implies  $d(-\ln c)/dt \sim \kappa \dot{\epsilon}$ . Also, for a constant  $w > 1$ ,  $k \sim \dot{\epsilon}^{1.9}$ , which is consistent with our previous simplified modelling ( $k \sim \dot{\epsilon}^2$ ).<sup>33</sup> The value of  $\alpha$  depends on whether mechanophore activation is due to a much weaker bond compared to backbone bond strength, and will be discussed below. Parameters  $\gamma_0$  and  $\gamma_1$  control the smoothness of the onset.  $\gamma_0$  in particular increases with chain length dispersity.

**Table 1** Fitted values of the parameters used in eqn (5). Unless indicated otherwise, the ensemble size is  $10^3$ ,  $\langle \xi^2 \rangle = \langle N \rangle = 1000$ , PDI = 1.01,  $Wi = +\infty$ , and HI are neglected. The uncertainty, of the order of a few %, is not reported

#	$\dot{\epsilon}_c/\dot{\epsilon}_m$	$\kappa$	$\alpha$	$\beta$	$\gamma_0$	$\gamma_1$
1 <sup>a</sup>	1	0.43	0.64	0.25	0.011	0.18
2	1	0.32	0.89	0.18	0.095	0.22
3 <sup>b</sup>	1	0.15	0.85	0.27	0.12	0.20
4	2	0.33	0.60	0.21	0.090	0.18
5	5	0.36	0.49	0.17	0.087	0.21

<sup>a</sup> Monodispersed ensemble. <sup>b</sup> With HI, fit obtained from a reduced ensemble of 100 molecules.



**Fig. 2** (a) Contours of the proportion of intact chains in the limit of high  $Wi$  for a monodispersed ensemble of  $10^3$  free-draining chains,  $\xi^2 = 1000$ , identical links; (b) same as (a) but with chain length dispersity, PDI = 1.01; (c) effect of HI on the unravelling of the same initial random coil; (d) same as (b) but including HI and for a subset of 100 chains. In (a), (b) & (d) solid lines show simulation results, dashed lines show fit to eqn (5).



To assess the influence of Hydrodynamic Interactions (HI) within polymer chains, a small ensemble of 100 chains has been simulated using the standard Rotne–Prager–Yamakawa hydrodynamic coupling tensor with an HI parameter  $h^* = 0.25$  and without Brownian forces (see ESI, section 2†). The results are shown in Fig. 2c and d.<sup>34</sup> HI have a negligible impact on the tension in fully stretched chains or long unravelled segments (so long as the friction coefficient is re-scaled). However, because polymer segments of the outer part of the coil shield the inner part from the stretching effect of the flow, they can considerably slow down the unravelling process.<sup>34,35</sup> To illustrate this effect, the normalised effective square length is plotted in Fig. 2c for the same initial random coil subject to stretching with or without HI. In the absence of HI, the coil is fully elongated at a solvent strain of 5, while with HI it is still partially coiled at a strain of 8. Fitted coefficients from Fig. 2d are reported in Table 1, line 3. They are similar to the free-draining model, except for  $\kappa$  which is about half of the free-draining value, confirming the slowing-down effect of HI. Remarkably, the critical strain still scales with  $\ln \xi$ , which supports previous studies reporting no significant influence of HI on the onset of scission.<sup>21,28</sup>

### 2.3 Polymer degradation through constrictions

Before moving on to more complex mechanochemistry, it is worth discussing the implications of this theory on non-specific chain scission in flows through constrictions. As mentioned above, a scaling of the critical strain rate as  $\dot{\epsilon}_c \sim L^{-1}$  is typically reported for transient flows through an orifice, in apparent contradiction with the TABS model ( $\dot{\epsilon}_c \sim L^{-2}$ ). The scaling for transient flows has been explained by assuming chains break while still mainly in a coiled conformation, in contradiction with mid-chain scission observations.<sup>24,25</sup> This paradox is solved instead by recognising the rich diversity of unravelling pathways in an ensemble of chains. To this aim, we consider a polymer molecule of relaxation time  $\tau$  flowing through an abrupt contraction of radius  $R$  and volumetric flow rate  $Q$ . Ignoring the effects of boundary layers, we have, along a Lagrangian path until the orifice:

$$\epsilon = \frac{2}{3} \ln(2\tau\dot{\epsilon}), \quad \dot{\epsilon} \leq \dot{\epsilon}_{\text{nom}}, \quad (6)$$

where  $\dot{\epsilon}_{\text{nom}} = Q/(\pi R^3)$  is the nominal strain rate in the constriction. Experiments would consist of reporting  $\dot{\epsilon}_{\text{nom}}$  at the onset of degradation for a range of molecular weights. We now assume that the onset is in fact governed by the critical strain. Then, combining eqn (6) with the scaling of  $G(x)$  in eqn (5) yields:

$$\frac{2}{3} \ln(2\tau\dot{\epsilon}_{\text{nom}}) - \ln \xi + \beta \ln \frac{\dot{\epsilon}_{\text{nom}}}{\dot{\epsilon}_c} = 0. \quad (7)$$

Polymer relaxation scales as  $\tau \sim L^\delta$  with  $\delta = 2$  for free-draining chains or  $\delta = \frac{3}{2}$  for Zimm chains in a theta-solvent;  $\xi \sim L^{\frac{1}{2}}$  (theta-solvent), and  $\dot{\epsilon}_c \sim L^{-2}$  (eqn (2)).  $\beta$  is given in

Table 1, line 2 or 3 for the free-draining or Zimm chain respectively. The overall scaling is therefore  $\dot{\epsilon}_{\text{nom}} \sim L^{-1.4}$  (free-draining) or  $\dot{\epsilon}_{\text{nom}} \sim L^{-1.1}$  (Zimm chain), in agreement with simulations and experiments. Chains breaking at the onset of degradation are the ones which are significantly stretched, albeit not fully unravelled: this is why mid-chain scission is observed even if the vast majority of chains are still coiled as they pass the orifice.

### 2.4 Mechanophore activation *versus* non-specific scission

We now discuss the additional complexity of considering two competing reactions: activation of a mechanophore moiety *versus* non-specific backbone scission. In the following, we assume there is only one mechanophore site located at the center of the chain. Our bead-rod mechanophore model is therefore a chain of identical links as above, except that we also monitor tension at the central link.

The direct competition between moiety activation and scission of the closest neighbour bonds, which can be assessed by quantum chemistry computations, is beyond the scope of this work.<sup>36</sup> Here, we study chain scission far from the mechanophore active site as it can occur in a non-fully unravelled chain. We note  $\dot{\epsilon}_m$  the strain rate at which mechanophores activate in a fully stretched chain, and  $\dot{\epsilon}_c$  the strain rate for non-specific scission as above. In this illustration we set  $\dot{\epsilon}_c = 2\dot{\epsilon}_m$  (activation would occur at 2 nN at the central link, for example, while scission would require 4 nN anywhere else). As above, these critical strain rates are defined with respect to the average chain length in the case of a polydisperse distribution. To obtain the activation yield,  $\eta$ , we consider the poly-dispersed bead-rod molecules ensemble of Fig. 2b and compare both the tension at the center of the chain and the maximum tension elsewhere to their respective thresholds. We count at every point  $(\epsilon, \dot{\epsilon})$  and in the two directions  $\delta\epsilon$  and  $\delta\dot{\epsilon}$ , the proportion of mechanophore activation. Results are reported in Fig. 3. Naturally, in the vicinity  $\dot{\epsilon} \sim \dot{\epsilon}_m$  we obtain maximum yield, and for  $\dot{\epsilon} \gg \dot{\epsilon}_c$  significant non-specific scission occurs. Yet, a transition for non-exclusive mechanophore activation is found far beyond  $\dot{\epsilon}_c$ . A chain would need to unravel from one end first to break before mechanophore activation. Using the fact that tension is parabolic along the straight segment, one can show that a chain would break if at least  $\dot{\epsilon}/\dot{\epsilon}_m \geq w_0$ , with:

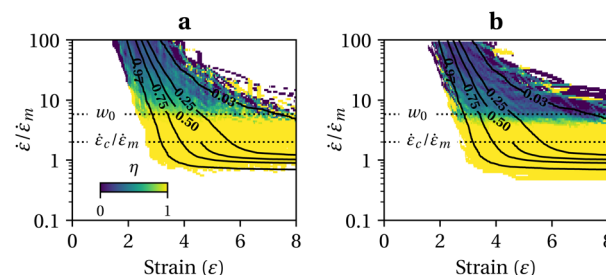


Fig. 3 Moiety activation efficiency,  $\eta$ , (a) for a small increase in strain  $\delta\epsilon$ ; (b) for a small increase in strain rate  $\delta\dot{\epsilon}$ ; obtained from simulation of  $10^3$  free-draining chains with  $\langle \xi^2 \rangle = 1000$ , PDI = 1.01 and  $\dot{\epsilon}_c = 2\dot{\epsilon}_m$ . Contours show the distribution of intact chains.





$$w_0 = \frac{\dot{\epsilon}_m}{\dot{\epsilon}_c} \left( 1 - \sqrt{1 - \frac{\dot{\epsilon}_m}{\dot{\epsilon}_c}} \right)^{-2}, \quad (8)$$

which is confirmed in Fig. 3 (dotted line). In addition, the efficiency is in good approximation independent of the direction  $\delta\epsilon$  or  $\delta\dot{\epsilon}$ , and is a function of  $\dot{\epsilon}$  only. The efficiency can be approximated by:

$$-\ln \eta(w) = \gamma_2 G \left( \frac{\ln w - \ln w_0}{\gamma_2} \right), \quad (9)$$

with  $w = \dot{\epsilon}/\dot{\epsilon}_m$ ,  $w_0$  given by eqn (8), and  $\gamma_2 \approx 0.2$ . This expression is justified when the mechanophore is located at the center of the chain, but could vary significantly with embedding position.

## 2.5 General implementation

Finally, we would like to discuss general implementation aspects. First, the solvent strain rate is well defined for uniaxial elongation. To capture more complex flows, we can use an effective strain rate,  $\dot{\epsilon}_{\text{eff}}$ , defined by:

$$\dot{\epsilon}_{\text{eff}} = \frac{\text{tr}(C \nabla \mathbf{u})}{\text{tr}(C)}, \quad (10)$$

where  $C$  is the conformation tensor computed as the second-order moment of the end-to-end vectors, and  $\nabla \mathbf{u}$  is the velocity gradient. If the polymer chains are unravelled but the flow is suddenly reversed, then the chains will undergo a *buckling* deformation which will be captured by a negative  $\dot{\epsilon}_{\text{eff}}$ . The additional cost is low as simulating  $C$  is a standard procedure in viscoelastic flow simulations. For example, the *Finite-Extensible Non-linear Elastic Peterlin* (FENE-P) closure can be used.<sup>37</sup>

Let us now consider a flow with multiple stretching events. If the time between two events is longer than the relaxation time of the molecules, then conformations are reshuffled in the population of intact chains and the second stretching should be characterised by the same probability of activation. Therefore it is natural to model the mechanochemistry by a first order reaction. On the other hand, if the pause is much shorter than the relaxation time, no mechanochemistry should occur until the exact same segments are fully stretched again. To capture this behaviour, we can split the overall solvent strain into a positive strain,  $\epsilon$ , which can only vanish by relaxation, and a negative buckling strain,  $\varphi$ , evolving as:

$$\frac{D\varphi}{Dt} = \dot{\epsilon}_b - \frac{\varphi}{\tau}, \quad (11)$$

with the buckling strain rate  $\dot{\epsilon}_b = \dot{\epsilon}_{\text{eff}}$  if  $\dot{\epsilon}_{\text{eff}} < 0$  or  $\varphi < 0$ , and  $\dot{\epsilon}_b = 0$  otherwise. Then the positive strain is found by integrating:

$$\frac{D\epsilon}{Dt} = \dot{\epsilon}_{\text{eff}} - \dot{\epsilon}_b - \frac{\epsilon}{\tau}. \quad (12)$$

This means that for fast strain rates,  $\epsilon$  will not grow unless  $\dot{\epsilon}_{\text{eff}}$  is large, positive and  $\varphi = 0$  (no previous buckling to compensate for). The last subtlety is to take into account the fact that in uniaxial elongation  $\dot{\epsilon}_{\text{eff}}$  is equal to  $\dot{\epsilon}$  only when  $C$  becomes significantly anisotropic. Meanwhile, the Lagrangian strain

unaccounted for is  $\frac{1}{6} \ln \xi$ , leading to a different normalised strain in eqn (5):  $h = \epsilon - \frac{5}{6} \ln \xi$ .

We can now summarize the flow-induced mechanochemistry model as follows:

1. The conformation tensor is modelled by a standard closure equation;
2. The effective strain rate is derived from eqn (10);
3. The strain is computed by combining eqn (11) and (12);
4. The concentration of intact chains,  $c_i$ , is modelled by a first order reaction where the reaction rate,  $k$ , is computed from the total variation of eqn (5):

$$k = \max \left\{ 0, \frac{\partial(-\ln c)}{\partial h} \frac{Dh}{Dt} + \frac{\partial(-\ln c)}{\partial w} \frac{Dw}{Dt} \right\}, \quad (13)$$

with  $h = \epsilon - \frac{5}{6} \ln \xi$  and  $w = \max\{0, \dot{\epsilon}_{\text{eff}}/\dot{\epsilon}_m\}$ . The rate is cropped at zero since reactions are assumed irreversible.

5. The creation of activated mechanophores per unit time is  $\eta k c_i$  where  $\eta$  is the chain efficiency defined by eqn (9).

## 3 Results

To validate the model, we consider the sonication and 4:1 contraction scenarios used above, plus an inkjet flow (transient nozzle flow and filament breakup) and a turbulent channel flow (Johns Hopkins Turbulence Database<sup>38</sup>). For each scenario, 5 Lagrangian trajectories are extracted, normalised so that  $Wi_{\text{max}} \sim 10^3$ , then used as forcing sequences for the bead-rod model simulations (100 free-draining chains,  $PDI = 1.01$ ,  $\langle \xi^2 \rangle = 1000$ ). See ESI, section 3,† for a detailed description of how the Lagrangian trajectories are obtained in each scenario. We set  $Wi_m = \tau \dot{\epsilon}_m = 50$  and  $\dot{\epsilon}_c = 2\dot{\epsilon}_m$  (situation depicted in Fig. 3). We then compare the concentrations of intact chains,  $c_i$  and activated mechanophores,  $c_m$ , obtained from the molecular simulations to those predicted by our model (with parameters from line 4 in Table 1). For each trajectory, mean and maximum errors are reported in Fig. 4. The maximum error is typically of the order of 0.1 while the average over an entire trajectory is tenfold smaller. Mechanochemistry is not occurring in the 5th sonication trajectory and the 2nd to the 4th inkjet trajectories, for both the bead-rod simulations and the model. The data supports that the model is able to capture the onset of mechanochemical activation, the half-life of initial chains, and the proportion of non-specific backbone scission.

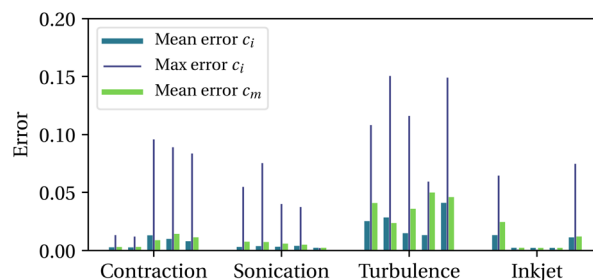


Fig. 4 Model errors normalised by the initial concentration of chains, with 5 trajectories per scenario.



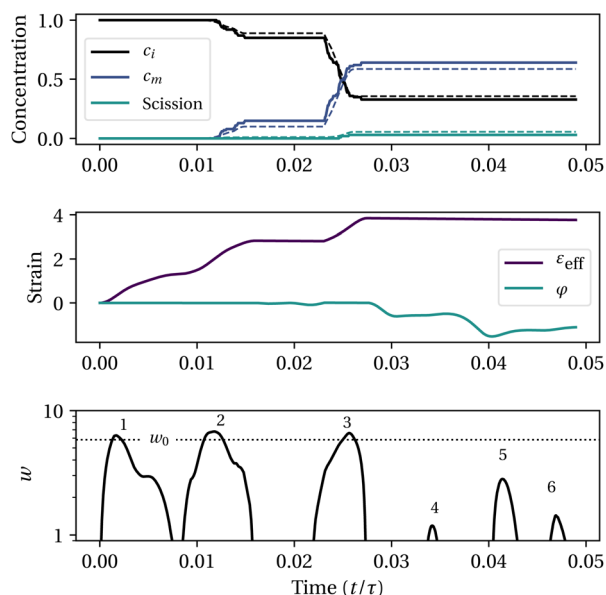


Fig. 5 Mechanochemistry along a turbulent trajectory. Top: Normalised concentration of intact chain ( $c_i$ ), activated mechanophores ( $c_m$ ) and non-specific scission, solid: bead-rod simulations, dashed: model. Middle: Effective positive strain and buckling strain. Bottom: Normalised effective strain rate  $w = \dot{\epsilon}/\dot{\epsilon}_m$ .

Finally, to get more insight on the model, Fig. 5 shows an example of mechanochemistry simulated along a turbulent Lagrangian trajectory. This trajectory features multiple straining events above the critical strain rate, numbered from 1 to 6 in the bottom plot. The first event does not lead to activation because the strain is still modest. The second and third events are responsible for mechanophore activation and moderate non-specific scission. After the third event, the buckling strain becomes non-zero, which explains why events 4 to 6 do not result in activation even though  $\dot{\epsilon} > \dot{\epsilon}_m$ . This illustrates the importance of accounting for buckling deformation in arbitrary flows. Other trajectories can be inspected in the ESI, section 3.3.†

## 4 Conclusion

In conclusion, we have shown that polymer mechanochemistry in transient flows should be in large part governed by the unravelling dynamics of chains. For a particular initial conformation, mechanochemistry is described as a thresholding phenomenon due to the rapid growth of straight segments and the large change in activation energy. In addition, the unravelling state is only a function of the Lagrangian strain at large Weissenberg numbers, and therefore the survival indicator for this initial conformation is only a function of strain and strain rate. This enables performance of an ensemble average over many different initial conformations and dispersed molecular lengths, and model the proportion of intact chains as a function of strain and strain rate. To take into account the competition between mechanophore activation and non-specific scission, the model is formulated as a pseudo first order reaction with

a strain rate dependent yield. The model shows good performance on realistic flow scenarios and is able to capture the onset of mechanochemistry, the half-life of intact chains and the proportion of non-specific scission.

Throughout this study we have assumed a relatively small polymer length dispersity. The theory should hold as long as the characteristics of the vast majority of the chains in an ensemble are within the same order of magnitude. For highly polydisperse or multimodal distributions, we might encounter situations where short mechanophores start activating while the longer ones have already undergone multiple scissions, or the coil-stretch transition of the shorter polymer may not occur at all.<sup>39</sup> This complexity goes beyond the scope of this paper. Future work should also focus on the effect of finite polymer concentration. Furthermore, the approach can be extended to model chains with different number and location of active mechanophore moieties. Finally, this model requires the flow to be fully resolved, which might be difficult in some cases like full-beaker sonication, porous media, or turbulence. However it should help develop closure models where Lagrangian statistics are known, and significantly improve the understanding and interpretation of mechanochemistry in simple and controlled flows.

## Data availability

The simulation dataset and post-processing code used for this study are available at <https://doi.org/10.17863/CAM.101595> under open access license CC BY 4.0.

## Author contributions

E. R.: conceptualization, software, formal analysis, writing – original draft; N. W.-F.: conceptualization, writing – review & editing; R. D.: conceptualization, supervision, writing – review & editing.

## Conflicts of interest

The authors declare no competing interests.

## Acknowledgements

This work was supported by the Engineering and Physical Sciences Research Council (EPSRC), grant no. EP/S009000/1.

## Notes and references

- 1 E. J. Soares, *J. Non-Newtonian Fluid Mech.*, 2020, **276**, 104225.
- 2 S. E. Evans, T. S. Harrington, M. C. R. Rivero, E. Rognin, T. R. Tuladhar and R. Daly, *Int. J. Pharm.*, 2021, **599**, 120443.
- 3 S. Wu, T. Fu, R. Qiu and L. Xu, *Soft Matter*, 2021, **17**, 9047–9056.
- 4 N. Willis-Fox, E. Rognin, T. A. Aljohani and R. Daly, *Chem*, 2018, **4**, 2499–2537.
- 5 H.-A. Klok, A. Herrmann and R. Göstl, *ACS Polym. Au*, 2022, **2**, 208–212.



- 6 R. T. O'Neill and R. Boulatov, *Nat. Rev. Chem.*, 2021, **5**, 148–167.
- 7 N. Willis-Fox, E. Rognin, C. Baumann, T. A. Aljohani, R. Göstl and R. Daly, *Adv. Funct. Mater.*, 2020, **30**, 2002372.
- 8 N. Willis-Fox, E. Watchorn-Rokutan, E. Rognin and R. Daly, *Trends Chem.*, 2023, **5**, 415–431.
- 9 R. T. O'Neill and R. Boulatov, *Nat. Chem.*, 2023, **15**, 1214–1223.
- 10 D. Vincenzi, T. Watanabe, S. S. Ray and J. R. Picardo, *J. Fluid Mech.*, 2020, **912**, A18.
- 11 I. Martins, E. J. Soares and R. do Nascimento Siqueira, *J. Non-Newtonian Fluid Mech.*, 2022, **301**, 104740.
- 12 A. S. Pereira, G. Mompean and E. J. Soares, *J. Non-Newtonian Fluid Mech.*, 2018, **256**, 1–7.
- 13 A. Lohne, O. M. Nørdland, A. Stavland and A. Hiorth, *Comput. Geosci.*, 2016, **21**, 1289–1312.
- 14 E. Rognin, N. Willis-Fox, T. A. Aljohani and R. Daly, *J. Fluid Mech.*, 2018, **848**, 722–742.
- 15 S. Garrepally, S. Jouenne, P. D. Olmsted and F. Lequeux, *J. Rheol.*, 2019, **64**, 601–614.
- 16 S. A. Vanapalli, S. L. Ceccio and M. J. Solomon, *Proc. Natl. Acad. Sci. U. S. A.*, 2006, **103**, 16660–16665.
- 17 O. K. Dudko, G. Hummer and A. Szabó, *Phys. Rev. Lett.*, 2006, **96**, 108101.
- 18 J. Ribas-Ariño and D. Marx, *Chem. Rev.*, 2012, **112**, 5412–5487.
- 19 G. I. Bell, *Science*, 1978, **200**, 618–627.
- 20 S. Akbulatov, Y. Tian, Z. Huang, T. J. Kucharski, Q.-Z. Yang and R. Boulatov, *Science*, 2017, **357**, 299–303.
- 21 H. G. Sim, B. Khomami and R. Sureshkumar, *J. Rheol.*, 2007, **51**, 1223–1251.
- 22 G. K. Batchelor, *J. Fluid Mech.*, 1970, **44**, 419–440.
- 23 J. A. Odell, A. Keller and Y. Rabin, *J. Chem. Phys.*, 1988, **88**, 4022–4028.
- 24 Y. Rabin, *J. Chem. Phys.*, 1987, **86**, 5215–5216.
- 25 T. Q. Nguyen and H.-H. Kausch, *J. Non-Newtonian Fluid Mech.*, 1988, **30**, 125–140.
- 26 R. G. Larson, *Rheol. Acta*, 1990, **29**, 371–384.
- 27 E. J. Hinch, *J. Non-Newtonian Fluid Mech.*, 1994, **54**, 209–230.
- 28 L. Turetta and M. Lattuada, *Ind. Eng. Chem. Res.*, 2021, **60**, 10539–10550.
- 29 T. T. Perkins, D. E. Smith and S. Chu, *Science*, 1997, **276**, 2016–2021.
- 30 S. Sachdev, A. Muralidharan and P. E. Boukany, *Macromolecules*, 2016, **49**, 9578–9585.
- 31 J. J. López Cascales and J. García de la Torre, *J. Chem. Phys.*, 1992, **97**, 4549–4554.
- 32 J. G. Hernández Cifre and J. García de la Torre, *J. Chem. Phys.*, 2001, **115**, 9578–9584.
- 33 E. Rognin, N. Willis-Fox, T. Z. Zhao, T. A. Aljohani and R. Daly, *J. Fluid Mech.*, 2021, **924**, A24.
- 34 C.-C. Hsieh and R. G. Larson, *J. Rheol.*, 2004, **48**, 995–1021.
- 35 V. S. Krishna, P. Kumar, B. Sharma and I. S. Dalal, *arXiv*, 2022, preprint, arXiv:2208.06559, DOI: [10.48550/arXiv.2208.06559](https://doi.org/10.48550/arXiv.2208.06559).
- 36 S. Kumar and T. Stauch, *RSC Adv.*, 2020, **11**, 7391–7396.
- 37 M. A. Alves, P. J. Oliveira and F. T. Pinho, *Annu. Rev. Fluid Mech.*, 2021, **53**, 509–541.
- 38 Y. Li, E. Perlman, M. Wan, Y. Yang, C. Meneveau, R. C. Burns, S. Chen, A. S. Szalay and G. L. Eyink, *J. Turbul.*, 2008, **9**, N31.
- 39 K. S. Sorbie and L. J. Roberts, *SPE Enhanced Oil Recovery Symposium*, 1984, pp. SPE-12654-MS.

