

Cite this: *Mater. Adv.*, 2024,  
5, 1977

# Synthesis of oxanorbornene-based phosphonium polymeric ionic liquids (PILs) and investigation of their electrical properties†

M. S. M. Misenan, <sup>a</sup> N. Ceren Süer, <sup>a</sup> N. Yılmaz Canli, <sup>b</sup> A. S. A. Khiair\*<sup>c</sup> and T. Eren <sup>\*a</sup>

In this study, a series of phosphonium polymeric ionic liquids (PILs) was synthesized *via* ring-opening metathesis polymerization (ROMP), and the trifluorosulfonylimide anion successfully replaced the bromide anion *via* ion exchange. Subsequently, the effect of various substituent groups (including triphenyl, tripropyl, *tert*butyl and trifluorophenyl) on the conductivity of the PILs was studied. The results showed that an alky substituent backbone resulted in higher conductivity compared to the aromatic functional group-bearing polymer architecture. The optimum conductivity of PILs at room temperature was found to be  $6 \times 10^{-4} \text{ S cm}^{-1}$  for the propyl substituent group PILs (SM2) doped with 15 wt% LiTFSI salt. Furthermore, the effect of grafting polyethylene glycol (PEG) units to the polymer backbone on the conductivity value was also investigated.

Received 31st August 2023,  
Accepted 9th January 2024

DOI: 10.1039/d3ma00630a

rsc.li/materials-advances

## 1. Introduction

Due to the growing concerns regarding fossil fuel depletion, pollution and greenhouse gas emission, there is a strong call for electrified land and air transportation as well as the use of large-scale renewable energy sources, which has increased the need for the creation of more effective and dependable electrochemical energy storage devices.<sup>1,2</sup> Consequently, rechargeable lithium-ion batteries (LIBs) have emerged as the most beneficial storage devices since Sony released its first commercial product in 1991.<sup>3</sup> The market for LIBs, which was valued at 30 billion USD in 2017 is expected to reach 129.3 billion USD by 2027 and is projected to increase at a compound annual growth rate of 31% over the forecast period (2019–2027).<sup>4</sup> Furthermore, due to the increasing interest in electric and hybrid vehicles, it is forecasted that the automotive end-use industry will dominate the global market.

LIBs are composed of three primary parts, *i.e.*, anode, cathode and electrolyte. Essentially, an electrolyte is a substance that exhibits electrical conductivity because it contains concentrated free ionic species.<sup>5</sup> Nonetheless, there are

numerous safety concerns resulting from the use of liquid electrolytes in conventional LIBs, such as the flammability of organic solvents and electrolyte leakage, hindering the wide application of LIBs.<sup>6–8</sup>

In this case, as an alternative, solid polymer electrolytes (SPEs) and ionic liquids utilizing both organic and inorganic materials have emerged as the most advantageous electrolyte systems for the construction of highly safe and dependable large-format batteries to overcome the above-mentioned issues. Wright *et al.*<sup>9</sup> initially produced a polymer electrolyte (PE) by the complexation of polyethylene oxide (PEO) and alkali metal salts. PEs have been thoroughly investigated as a safer alternative to liquid electrolytes to address these issues.<sup>10</sup> This is because PEs are more flexible and machinable than liquid electrolytes and enhance the safety performance of batteries,<sup>11,12</sup>

There is a growing interest in PEs, and the research on their application in various electrochemical devices especially in LIB technology is increasing. However, it is commonly known that PEs have a low lithium transference number and ionic conductivity at room temperature.<sup>13</sup> Thus, several methods have been reported to increase the lithium-ion dissociation in the polymer matrix and increase the ionic conductivity. A new type of single lithium-ion polymer electrolyte with  $-\text{SO}_2-\text{N}^{(-)}-\text{SO}_2-\text{CF}_3$  anionic groups and PEO was proposed by Armand *et al.*<sup>14</sup> The ionic conductivity of these mixed polymer electrolytes can reach up to  $10^{-6} \text{ S cm}^{-1}$  at 70 °C. In particular, the unusual structure of  $-\text{SO}_2-\text{N}^{(-)}-\text{SO}(\text{=NSO}_2\text{CF}_3)-\text{CF}_3$  with both super-delocalized negative charge distribution and very flexible

<sup>a</sup> Department of Chemistry, College of Arts and Science, Yildiz Technical University, Istanbul, Turkey. E-mail: [teren@yildiz.edu.tr](mailto:teren@yildiz.edu.tr)

<sup>b</sup> Department of Physics, College of Arts and Science, Yildiz Technical University, Istanbul, Turkey

<sup>c</sup> Faculty of Science and Technology, Universiti Sains Islam Malaysia, Nilai, Malaysia. E-mail: [azwanisofia@usim.edu.my](mailto:azwanisofia@usim.edu.my)

† Electronic supplementary information (ESI) available. See DOI: <https://doi.org/10.1039/d3ma00630a>



characteristics was reported by Zhou *et al.*<sup>15</sup> This lithium-ion conducting polymer exhibited the optimum conductivity of  $1.35 \times 10^{-4} \text{ S cm}^{-1}$  at 90 °C. The larger delocalized size of the anion further improves the ionic conductivity due to the increased negative charge distribution and lithium-ion dissociation. However, the process for the preparation of these lithium salts with super-delocalized structures is laborious and complicated. Additionally, due to the stiffness and absence of Li-ion conductors near the anionic centers in homopolymers, the homologous PEs produced by the polymerization of a salt monomer often cannot achieve high ionic conductivity.<sup>16</sup> Thus, lithium salt-containing homopolymers are frequently blended with polymers having a soft segment, such as PEO, to increase their ionic conductivity. In PEO, the Lewis base groups act as a Li-ion conductor to enable the solvation and desolvation of  $\text{Li}^+$  ions.<sup>17</sup> Another strategy involves copolymerizing a monomer of lithium salt with a co-monomer that has flexible segments containing a Lewis base group. The advantage of the soft chains is that through Lewis acid–base interactions, they can serve as a transporter of  $\text{Li}^+$  ions.<sup>18</sup>

Ionic liquids (ILs) have received significant attention due to their intriguing physicochemical characteristics, including non-flammability, minimal vapor pressure, particularly high conductivity, and broad electrochemical windows.<sup>19</sup> However, the liquid nature of room-temperature ionic liquids typically results in issues in terms of leakage and fabrication.<sup>20</sup> Hence, a new class of materials where the IL molecules are combined with polymer chains, known as polymeric ionic liquids (PILs), has emerged as an alternative. These materials are also known as polymerized ionic liquids or poly(ionic liquids).<sup>21</sup> PILs are bound to the polymer backbone as either cationic or anionic species. They provide a new family of functional polymers that combines the distinct properties of room-temperature ionic liquid (RTILs) with the macromolecular architecture of polymers.

Accordingly, extensive research has been conducted on PILs for use as tailored electrolytes in various applications, such as energy storage (batteries and super capacitors), conversion (fuel cells), and electromechanical (actuators and sensors) devices.<sup>22–26</sup> PILs are endowed with tunable features (such as glass transition temperature and solubility) due to their unique combination of polymers and counter-ions, enabling a wide range of sophisticated applications. The main benefits of adopting PILs over ILs include their greater mechanical stability, improved processability, robustness, and spatial controllability as compared to IL species.

Imidazolium, ammonium, and phosphonium-based PIL materials have received significant attention as ion-conductive components for electrochemical devices such as fuel cells, lithium batteries, actuators, and solar cells.<sup>27</sup> However, compared to imidazolium- and ammonium-based compounds, phosphonium-based ILs and PILs are scarce in the literature despite their substantial advantages compared to their nitrogen-based analogues. One notable exception is the report in 2022 by Hofmann *et al.*, who studied a phosphonium-based ionic liquid electrolyte for battery application.<sup>28</sup>

In ammonium cations, nitrogen carries a partial negative charge due to its higher electronegativity compared to the  $\alpha$ -carbon. The electrostatic interaction primarily occurs between the counter anion and the positively charged  $\alpha$ -carbons. Alternatively, in phosphonium cations, phosphorus carries a partially positive charge given that its electronegativity is lower than that of carbon, resulting in slightly negatively charged  $\alpha$ -carbons. These negatively charged  $\alpha$ -carbons effectively shield the positive charge on phosphorus, reducing the electrostatic interactions and allowing more single ions to freely diffuse, thereby resulting in higher ionic conductivity for phosphonium-based polyelectrolytes. Colby *et al.* calculated the charge distribution of  $\text{Bu}_4\text{P}^+$ ,  $\text{Bu}_4\text{N}^+$  and  $\text{BuMeIm}^+$  based on *ab initio* calculation.<sup>29</sup>

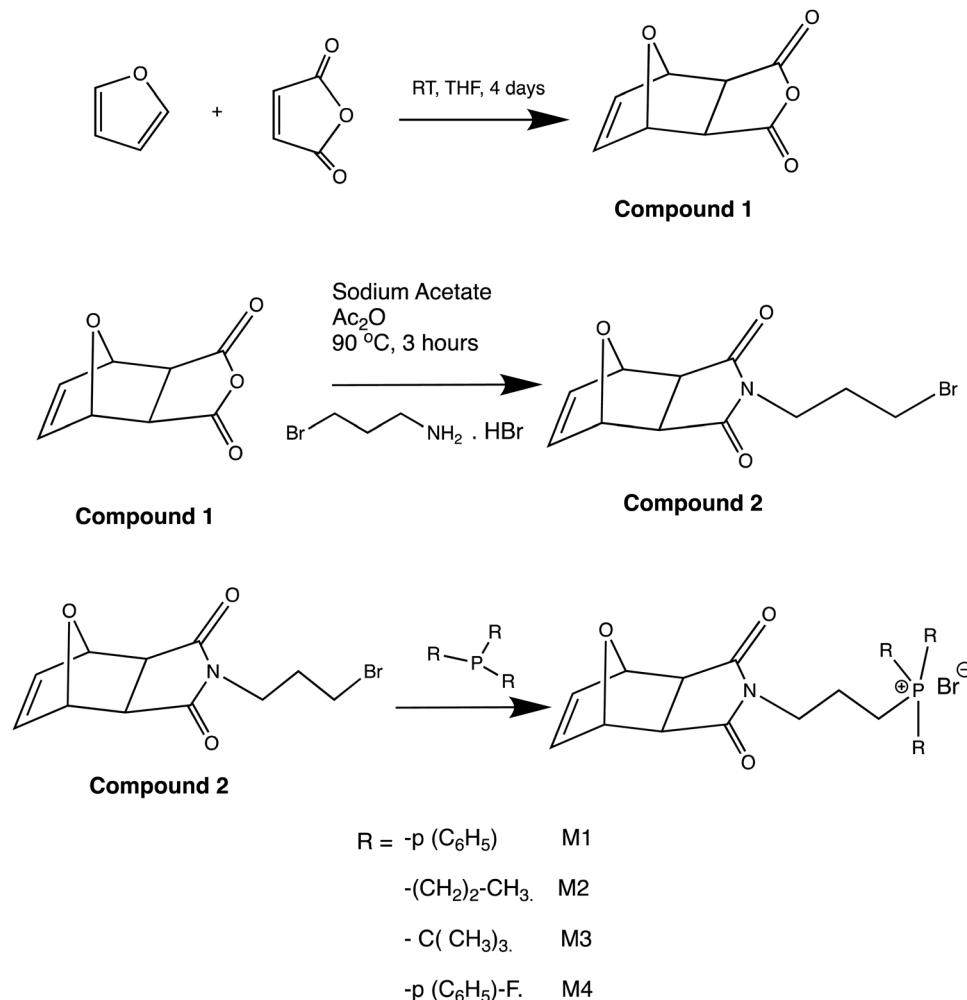
Phosphonium-based ILs and PILs exhibit greater thermal stability, base stability and ion conductivity compared to their nitrogen-based analogues.<sup>30–32</sup> For instance, poly(4-vinylbenzyl ammonium) and poly(4-vinylbenzyl phosphonium) homopolymers with different alkyl replacements were examined by Long *et al.* and it was observed that the phosphonium-based PILs showed an increase in the onset of thermal deterioration of over 100 °C.<sup>30</sup> Hoffman elimination and/or reversible Menshutkin degradation occur in ammonium salts (for benzylic protons). In contrast, phosphonium salts have higher thermal stability because they are less susceptible to both breakdown processes.<sup>30,33</sup> Alternatively, alkaline anion exchange membranes made of polyethylene functionalized with phosphonium pendant groups were created in the study by Coates and colleagues.<sup>32</sup> In comparison to their ammonium counterparts, phosphonium PILs also displayed higher ion conductivity of  $22 \times 10^{-3} \text{ S cm}^{-1}$  (normalized with  $T_g$ ).

According to the comparison of the major PILs, phosphonium cation-based PILs exhibit better properties, such as higher thermal stability, higher conductivity, and lower viscosity, although this family of PILs is the least studied.<sup>34</sup> The majority of research focused on the flame retardancy,<sup>35</sup> adjustable hydrophilicity,<sup>36</sup> lower humidity sensitivity,<sup>26</sup> and anti-bacterial properties<sup>37</sup> of PILs.

A thorough understanding of the interactions between the length of the alkyl chain substituent and characteristics will be crucial in the development of phosphonium-containing polymers for practical applications such as fuel cell membranes, solid-state polyelectrolytes for lithium-ion batteries, and biosensors. Nowadays, the flammability of polymer electrolytes has the potential to endanger battery safety, although this issue has been neglected to date.<sup>38</sup> Thus, the production of noncombustible polymer hosts, such as fluoropolymers and polymers containing phosphorus and/or nitrogen for self-extinguishing properties, is also important for polyelectrolytes that can be used in lithium ion batteries.<sup>39</sup> Presently, due to the increasing public awareness regarding the environment, phosphonium-containing polymer flame retardants have become more significant.<sup>40</sup>

In this study, a series of phosphonium PILs with alkyl substitution with different lengths were synthesized including triphenyl (SM1), tripropyl (SM2), *tert*butyl (SM3),





Scheme 1 Schematic illustration of the synthesis of the monomers.

and trifluorophenyl (SM4) functional groups. Subsequently, the effect of the substituent groups towards ionic conductivity was investigated. The quaternary phosphonium functionality attached to oxanorbornene monomers (Scheme 1) was polymerized using a Grubbs third-generation catalyst, as shown in Scheme 2. The bromine anion was replaced with the TFSI anion *via* ion exchange. The trifluorosulfonylimide (TFSI<sup>-</sup>) anion exhibits higher conductivity compared to the bromide ion (Br<sup>-</sup>) due to its larger size and relatively delocalized negative charge, which weakens the interactions between the TFSI anion and the phosphonium cation.<sup>28</sup> Furthermore, the structure-conductance property relationship was examined using a controlled polymerization technique.

## 2. Experimental

### 2.1 Materials

A series of phosphonium monomers (triphenyl, tripropyl, *tert*-butyl and trifluoro phenyl) was synthesized according to the literature.<sup>41</sup> The Grubbs 2nd generation catalyst was purchased from Aldrich, which was used to freshly prepare the Grubbs 3rd

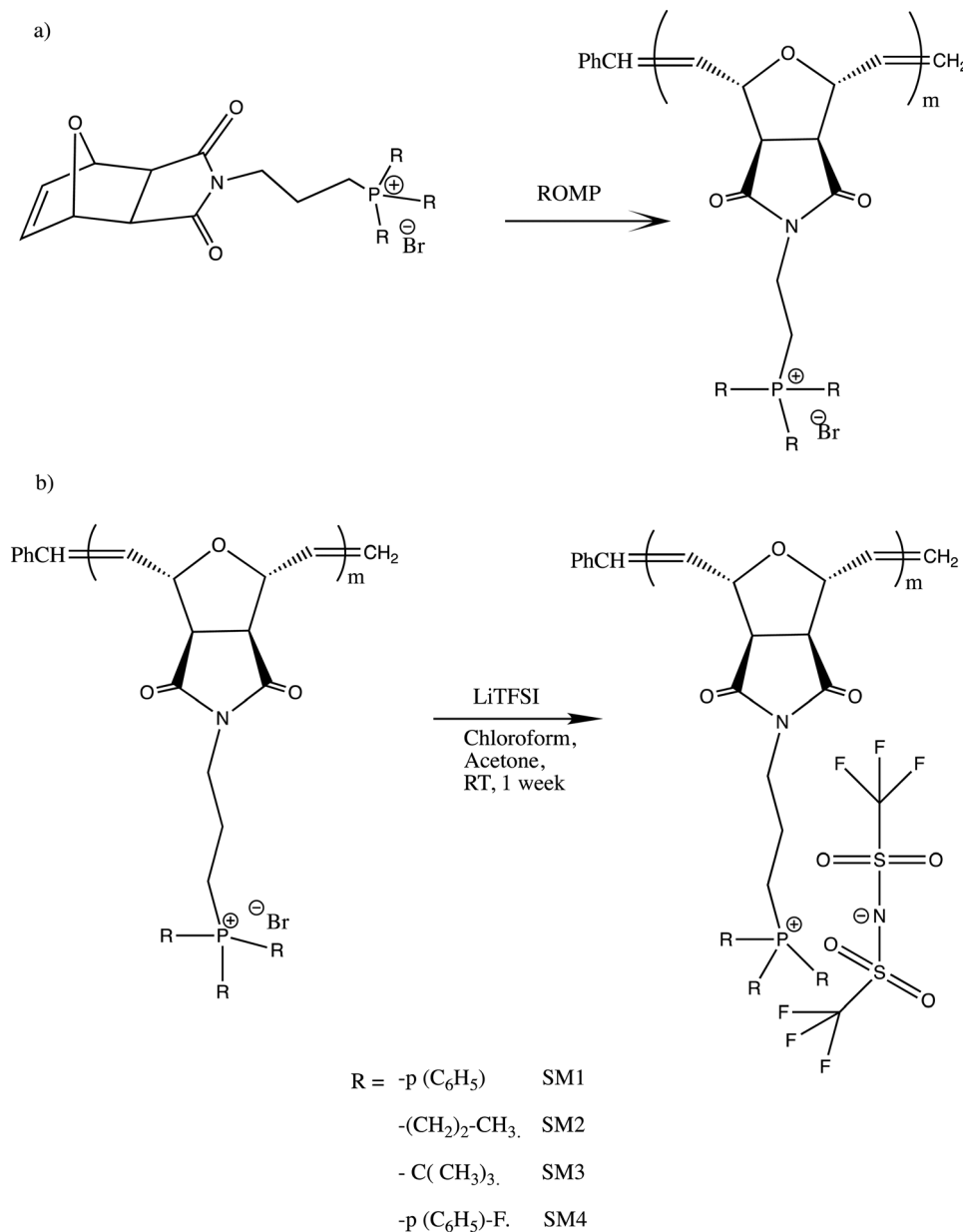
generation catalyst  $[(H_2-Imes)(3-Br-py)_2-(Cl)_2Ru=CHPh]$  according to the literature.<sup>42</sup> Poly(ethylene glycol)dithiol (average  $M_n = 8000 \text{ g mol}^{-1}$ ) and lithium bis(trifluoromethanesulfonyl)imide (LiTFSI) (99%) was purchased from Aldrich and used without further purification. All solvents including dichloromethane (DCM), petroleum ether, diethyl ether, ethyl acetate, hexane, chloroform, *N,N*-dimethylformamide (DMF), pentane, ethyl vinyl ether, acetic anhydride, 2,2,2-trifluoroethanol, and acetone were also purchased from Aldrich and used without further purification.

### 2.2 Instrumentation

A PerkinElmer Fourier transform infrared (FTIR) spectrophotometer (Model FTIR – Spectrum 400) equipped with attenuated total reflection (ATR) was used to conduct the FTIR analysis. The infrared beam was passed through with a resolution of  $4 \text{ cm}^{-1}$  at a frequency in the range of  $4000 \text{ to } 400 \text{ cm}^{-1}$ .

<sup>1</sup>H NMR (500 MHz) spectra were collected in CDCl<sub>3</sub> or DMSO-d<sub>6</sub> on a Bruker Avance III 500 MHz spectrometer. A Varian Mercury VX 400 MHz BB spectrometer was used to obtain <sup>31</sup>P NMR spectra.





**Scheme 2** (a) Polymerization of phosphonium ionic liquid monomers *via* ROMP and (b) ion exchange procedure for the preparation of the phosphonium polymeric ionic liquid.

Field-emission scanning electron microscopy (FESEM) on a JEOL 7600f was used to characterize the structural properties of the solids. The PILs were placed on black cellophane tape prior to image collection and transferred to the sample holder imaging and characterization. Images were acquired at 1 kV under the magnification of 5  $\mu\text{m}$ –10  $\mu\text{m}$ .

A DSC instrument (HP DSC3, Mettler-Toledo Co.) was used to examine the standard PIL samples and LiTFSI-doped PILs. The electrolyte content in the sample pan was  $6.5 \pm 0.5$  mg. The samples were heated from 0  $^{\circ}\text{C}$  to 200  $^{\circ}\text{C}$  at a heating rate of 10  $^{\circ}\text{C min}^{-1}$  under nitrogen gas flow.

Impedance spectroscopy was carried out for conductivity measurement on a HIOKI 3531-01 LCR Hi Tester

interfaced to a computer in the frequency range of 50 Hz–1 MHz. The cold press technique was used to press all the polymeric ionic liquid electrolyte films. The samples were 1 cm in diameter with a thickness of  $0.05 \pm 0.003$   $\mu\text{m}$ . Under spring pressure, the samples were placed between two stainless steel blocking electrodes. The impedance of the polymer electrolyte was determined using the complicated impedance approach. The conductivity of the samples was determined using the following equation:

$$\sigma = \frac{t}{R_b A} \quad (1)$$



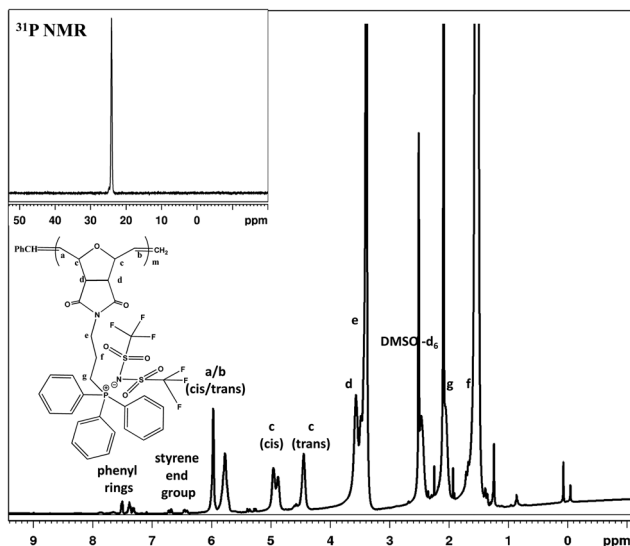


Fig. 1  $^1\text{H}$  NMR spectrum of triphenyl-trifluoromethylsulfonylimide salt (SM1). Inset shows  $^{31}\text{P}$  NMR spectrum.

where  $\sigma$  = conductivity in  $\text{S cm}^{-1}$ ,  $t$  is thickness in cm,  $R_b$  = bulk resistance and  $A$  is area in  $\text{cm}^2$ .

### 2.3 Monomer and polymer synthesis

The monomers and polymers used in this investigation were prepared using the process described in the literature.<sup>41,43</sup> The synthesis of the monomers was initiated by the Diels-Alder reaction between maleic anhydride and furan to yield exo-7-oxabicyclo[2.2.1]hept-5-ene-2,3-dicarboxylic anhydride (compound 1). Then, compound 1 was reacted with 3-bromopropyl amine hydrobromide to produce 4-(3-bromopropyl) 10-oxa-4-azatricyclo[5.2.1.0<sub>2,6</sub>]dec-8-ene-3,5-dione (compound 2). Compound 2 was purified by column chromatography

using ethyl acetate:hexane (1:1, v/v) as the eluent. A scheme of the monomer synthesis is presented in Fig. S1 (ESI†).

### 2.4 Anion-exchange reaction of phosphonium-containing polymeric ionic liquid (PILs)

The typical anion exchange procedure for the phosphonium-based polymeric ionic liquid was as follows: 200 mg of phosphonium PIL was dissolved in a mixture of 3 mL chloroform and 2.5 mL acetone and 0.5 g LiTFSI salt was dissolved in 2.5 mL acetone. Then the two solutions were mixed homogeneously. After stirring at room temperature for 1 week, all the solvent was evaporated using a Rotavapor. Then, the samples were redissolved in 3 mL acetone. The solutions were precipitated with distilled water. The precipitate was washed until it was free from bromide ions. Specifically, the resulting PILs were tested with silver nitrate until no silver bromide precipitate was seen (clear solution), indicating that bromide anions were not present (see ESI,† Fig. S2). Finally, the product was dried in an oven at 60 °C.

### 2.5 PEGylation of phosphonium-containing PILs

Briefly, 0.2 g of propyl PILs and 1.36 g PEG di-thiol (average  $M_n = 8000 \text{ g mol}^{-1}$ ) in a molar ratio of 1 to 20 were dissolved in a mixture of 4 mL chloroform and 1 mL acetone. Then, 0.033 g Irgacure 2959 was added to the solution. The obtained solution was placed in a photoreactor (equipped with a 365 nm, 100 W lamp) and left overnight. After the reaction was completed, all the solvent was evaporated using a Rotavapor. The peg-propyl-substituted phosphonium PILs were redissolved in water and subjected to dialysis for further purification. The sample in the dialysis bag was further added to a Petri dish and the water was removed at 60 °C in an oven. After drying, the residue was redissolved in a 1:1 (v/v) mixture of acetone and chloroform, and then reprecipitated with a 1:1 (v/v) mixture of

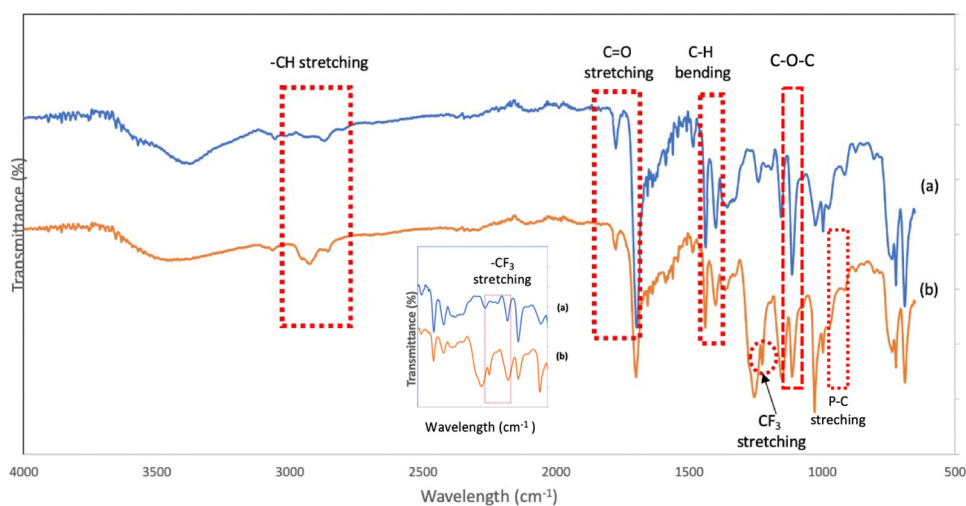


Fig. 2 FTIR spectra for polymers possessing (a) triphenyl-Br salt and (b) triphenyl-TFSI salt (SM1) in the range of  $4000 \text{ cm}^{-1}$  to  $550 \text{ cm}^{-1}$ . Inset shows FTIR spectra for (a) triphenyl-Br salt and (b) triphenyl-TFSI salt (SM1) in the range of  $1500 \text{ cm}^{-1}$  to  $1000 \text{ cm}^{-1}$ .



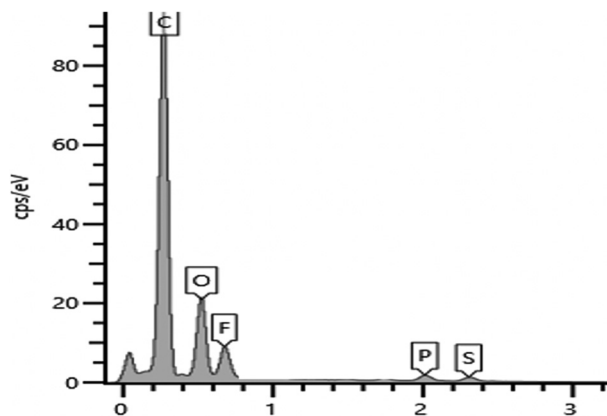


Fig. 3 Surface elemental composition of SM1.

diethyl ether and petrol ether, producing a creamy rubbery residue.

## 2.6 Lithium ion-salt doping

The PIL–LiTFSI composition was prepared by dissolving PILs in acetone and 15 wt% of LiTFSI salt was doped in the solution and stirred homogeneously for 5 min. Then, the solution was poured in a Petri dish and the solvent evaporated under a hood overnight.

## 2.7 Film formation for conductivity analysis

Thin films of PILs were prepared *via* the cold press technique using a hydraulic press. All the samples were pressed at a pressure of 2 MPa for 15 s; The PILs film obtained had the diameter of 1 cm radius and 0.05  $\mu\text{m}$ . A typical picture of the film is shown in the Graphical abstract.

## 3. Results and discussion

### 3.1 Synthesis of trifluoromethanesulfonimide (TFSI) anion bearing phosphonium PILs

In the first part of this study, bromide anion-bearing phosphonium PILs were synthesized and characterized according to the literature,<sup>41</sup> as shown in Scheme 1(a). Subsequently, the bromide anion was exchanged with the TFSI anion *via* the anion exchange method.<sup>34</sup>

In preliminary studies, the bromide anion in phosphonium oxanorbornene monomer was readily exchanged with the trifluorosulfonylimide (TFSI) anion as the model compound. After workup, the model compound was subjected to thin layer chromatography (Fig. S3, ESI<sup>†</sup>) and NMR analysis (Fig. S4 and S5, ESI<sup>†</sup> respectively). The <sup>1</sup>H NMR spectra (Fig. S4, ESI<sup>†</sup>) showed the chemical shift of methylene near the phosphonium

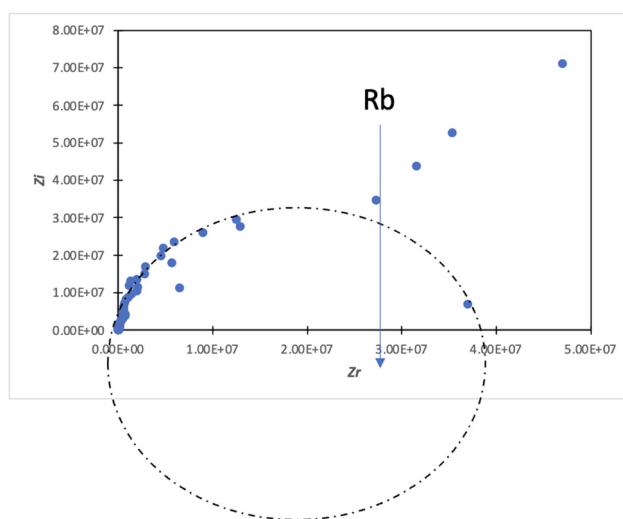


Fig. 5 Cole–Cole plot of SM1.




Fig. 4 SEM image and elemental mapping images of the constituent elements in SM1 (C, O, F, S, and P), respectively.



Table 1 Conductivity values of phosphonium PIL samples

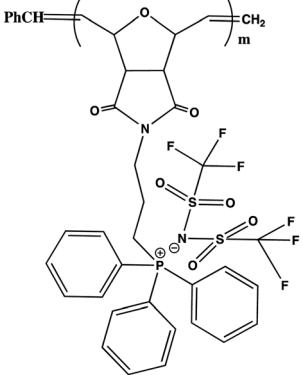
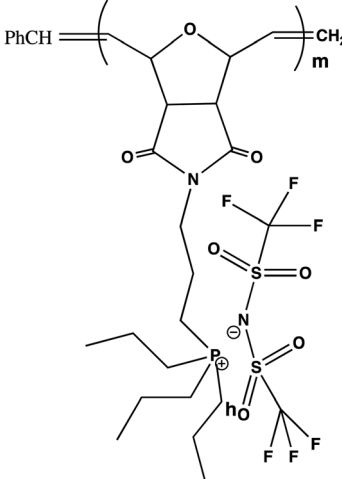
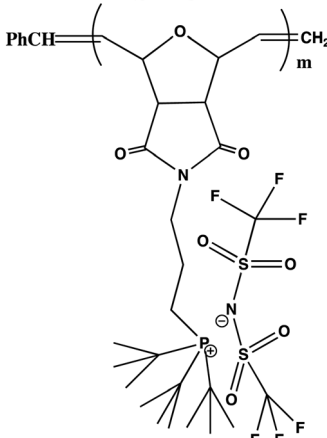
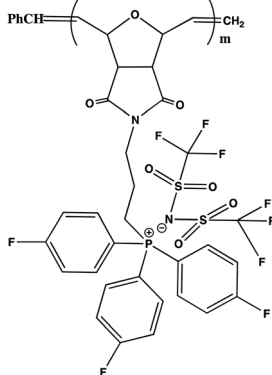
Sample	$T_g$ (°C)	Conductivity value (S cm <sup>-1</sup> )	
		Bare	Doping 15 wt% LiTFSI
<p><b>SM 1</b></p> 	122	$1.01 \times 10^{-9}$	$1.21 \times 10^{-6}$
<p><b>SM 2</b></p> 	119	$2.91 \times 10^{-7}$	$6.00 \times 10^{-4}$
<p><b>SM 3</b></p> 	120	$1.18 \times 10^{-8}$	$3.20 \times 10^{-6}$

Table 1 (continued)

Sample	$T_g$ (°C)	Conductivity value (S cm <sup>-1</sup> )	
		Bare	Doping 15 wt% LiTFSI
<p><b>SM 4</b></p> 	121	$1.20 \times 10^{-8}$	$4.30 \times 10^{-5}$

cation (peak e), revealing an up-field shift for the anion from 3.6 ppm to 3.3 ppm, which indicated enhanced the shielding effects of the larger counterion. This finding was also supported by the <sup>31</sup>P NMR (Fig. S5, ESI<sup>†</sup>) spectra, which showed the chemical shift in phosphonium from 24.8 to 24.1 ppm.

The series of phosphonium-bearing PILs was synthesized *via* the ring-opening metathesis polymerization (ROMP). The side chain attached to the phosphonium was varied with aliphatic and aromatic groups to study their influence on the conductivity. A targeted number average molecular weight ( $M_n$ ) of 10 000 g mol<sup>-1</sup> was applied using the proper ratio of monomer to catalyst concentration. Then, the bromide anion-bearing phosphonium polymers were dissolved with acetone and chloroform solvent and LiTFSI salt for anion exchange from the bromide anion to TFSI anion.

After workup, the full elimination of the monomer olefin proton peaks at 6.4 ppm in the <sup>1</sup>H NMR spectra indicated that the polymerization process was complete and the occurrence of *cis* or *trans* signals for the polymer backbone double bond protons at 5.7–5.9 ppm for the triphenyl side chain phosphonium PILs (SM1), as depicted in Fig. 1. The production of both *cis*- and *trans*-double bonds was caused by the appearance of vinylic hydrogens produced by the ROMP pathway and the integration of these two signals in the <sup>1</sup>H NMR spectra revealed the relative *cis/trans* ratio in the polymer backbone. The PILs contained 65% *trans* residue. The NMR spectra of the other phosphonium PILs are provided in the ESI<sup>†</sup> (Fig. S6–S8). Then, the <sup>31</sup>P NMR spectra exhibited a peak at 24.1 ppm, which is the same as monomer model compound, indicating the anion exchange successfully occurred.

The FTIR analysis also confirmed the anion exchange in the PIL series. Various bands were monitored to examine the chemical structural changes that occurred in the backbone of the phosphonium PILs after the Br anion was changed to the



-TFSI anion (Fig. 2). The phosphonium PILs containing the bromide anion showed the characteristic C=O, -CH<sub>3</sub> asymmetric, -CH<sub>3</sub> symmetric, and C-O-C stretching frequencies at 1773 cm<sup>-1</sup>, 2924 cm<sup>-1</sup>, 2857 cm<sup>-1</sup> and 1110 cm<sup>-1</sup>, respectively. The peaks for the -CH<sub>3</sub> asymmetric and -CH<sub>3</sub> symmetric bending frequencies were identified at 1450 and 1399 cm<sup>-1</sup>, respectively.<sup>44</sup> The medium peaks at 722–755 cm<sup>-1</sup> correspond to the P-C stretching.<sup>45</sup>

The phosphonium PILs consisting of the -TFSI anion showed almost the same absorption peaks with the bromide anion-containing PILs, thus indicating that there no new bonds were formed or strong chemical interaction occurred in the polymer backbone during the ion exchange procedure. However, a new peak was observed at 1222 cm<sup>-1</sup> (depicted in Fig. 2) due to the stretching characteristic of -CF<sub>3</sub> from the -TFSI anion.<sup>46</sup> Thus, according to the NMR and FTIR analysis, the anion exchange procedure successfully achieved the substitution of the bromide anion for the -TFSI anion.

### 3.3 EDX analysis

The surface of PIL-TFSI was subjected to EDX examination (Fig. 3) and elemental mapping analysis (Fig. 4). The expected elements were found in atomic percentage, including carbon (86%), oxygen (21%), fluorine (7.7%), phosphorus (0.9%) and

sulphur (0.8%). The X-ray elemental mapping showed the even distribution of phosphorus and fluorine near the film surface.

### 3.4 Conductivity studies

In the conductivity studies, the PIL powder was pressed using a cold press and analyzed by impedance spectroscopy operating at 303 K to 353 K. Fig. 5 displays the Cole-Cole plot for SM1 at ambient temperature. The point where the semicircle line and the spike intersect can be used to calculate the bulk resistance ( $R_b$ ). The slanted spikes represent the capacitance nature of the border and absence of electronic conductivity, while the semicircle in the plot represents the characteristic of comparable combinations of bulk resistance,  $R_b$ , and bulk capacitance.<sup>47,48</sup>

The conductivity and glass transition ( $T_g$ ) values of the phosphonium PIL samples containing the LiTFSI anion are reported in Table 1. LiTFSI was also doped in the PILs in 15 wt% to enhance their ionic conductivity. It was reported that doping LiTFSI in the polymer matrix results in improved thermal and electrochemical stability, good ionic conductivity, and significantly reduced moisture sensitivity.<sup>49</sup> Table 1 shows that all samples exhibited significantly higher conductivity after being doped with 15 wt% LiTFSI salt, with an increase ranging from 2 to 3 magnitude. The highest conductivity was obtained at  $6.00 \times 10^{-7}$  S cm<sup>-1</sup> for SM2, which possessed propyl subunits. Doping 15 wt% LiTFSI in this polymer resulted

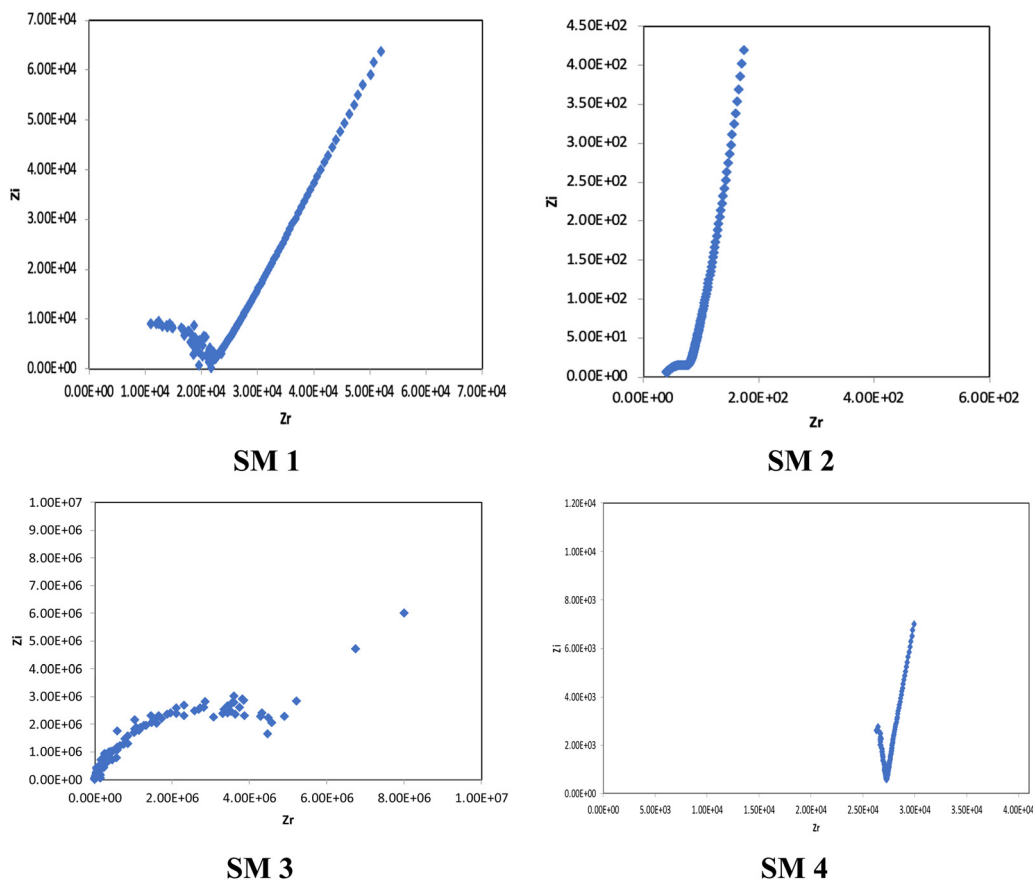


Fig. 6 Cole-Cole plots of SM1, SM2, SM3 and SM4 doped with 15 wt% LiTFSI salt, respectively.





in the highest increase in the conductivity value ( $6.00 \times 10^{-4} \text{ S cm}^{-1}$ ) in the polymer series.

A polymer electrolyte with high ionic conductivity should have a low glass transition temperature ( $T_g$ ) to promote the movement of the conductive polymer chains. Thus, DSC analysis was performed to determine the  $T_g$  of the polymers. The  $T_g$  of the polymers appeared to be close; however, the  $T_g$  of the propyl-based polymer was observed at a slightly lower temperature ( $119^\circ\text{C}$ ). Also, the polymers did not show any melting transition. The polymer with the highest conductivity, SM2, was selected to examine the effect of LiTFSI doping on the thermal relaxation. The introduction of 15 wt% LiTFSI salt resulted in a melting temperature of  $52^\circ\text{C}$ . Thus, the addition of extra LiTFSI salt to the polymer matrix can reduce the thermal relaxation of the matrix and increase the ionic conductivity.

The Cole–Cole plots of the 15 wt% of LiTFSI-doped PILs, *i.e.*, SM1, SM2, SM3 and SM4, are depicted in Fig. 6.

In general, four types of phosphonium PILs containing LiTFSI salt (SM1, SM2, SM3 and SM4) were synthesized, demonstrating potential to be good candidates as polyelectrolytes for application in LIBs. The substituent group was varied with two classes, *i.e.*, aromatic (SM1 and SM4) and aliphatic (SM2 and SM3) units. The aliphatic alkyl chains showed greater conductivity compared to the aromatic groups due to their better flexibility, and thus lower hindrance to the bond rotation.<sup>50</sup>

Aziz *et al.* reported that<sup>51</sup> two main factors need to be considered when choosing a polymer host. One is that the backbone of the polymer must have polar functional groups with large electron-donating power and the other is that the polymer must possess low hindrance for bond rotation. It was observed that SM2, possessing an aliphatic tripropyl side chain group, exhibited the highest conductivity. Surprisingly, the polymer bearing an aromatic fluorophenyl side chain group, SM4, exhibited a higher conductivity value compared to the polymer possessing an aliphatic *tert*butyl side chain, *i.e.*, SM3. This is probably because the presence of fluoride groups in SM4 resulted in H bonding between the polymer matrix, which enhanced the molecular packing efficiency in the PIL backbone. Besides this, the steric effect cannot be ruled out as well. The *tert*butyl side chains in SM3 may also cover and pack the anions, and thus decreased the conductivity. Previous research revealed that depending on the ion concentration, polyelectrolytes contain three separate ionic constituents, *i.e.*, free ions, contact ion pairs, and ion aggregates.<sup>52</sup> In this case, SM3 (possessing aliphatic *tert*butyl side chain group) exhibited lower conductivity compared to SM4 (possessing aromatic fluorophenyl side chain group), which can be clearly attributed to the decrease in free ions given that the dissociation constant of the *tert*butyl phosphine salt is lower than that of the tris(4-fluorophenyl) phosphine-based salt.<sup>53</sup>

To fully comprehend the potential ionic conduction process, the ionic conductivity was further studied at various temperatures in the range of 303 K to 353 K. Fig. 7(a) depicts the plot of conductivity as a function of temperature, demonstrating how the increase in temperature can increase the conductivity of the

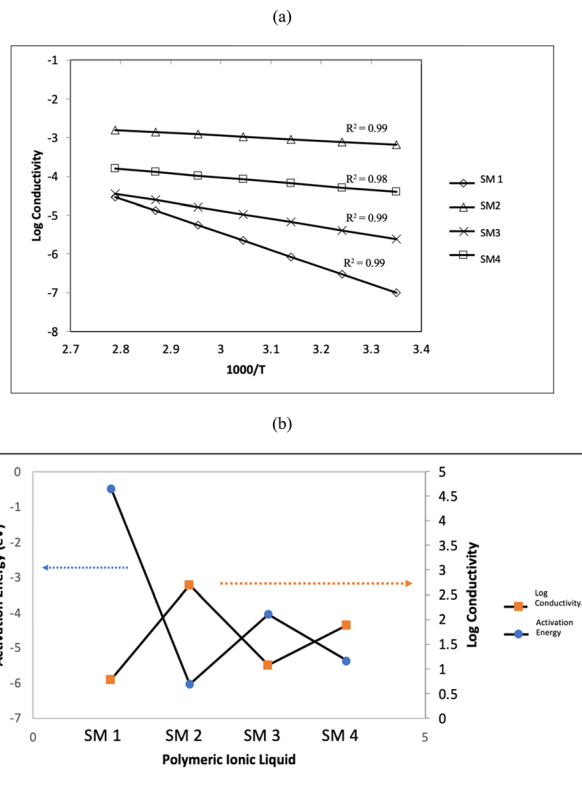


Fig. 7 (a) Log conductivity versus  $1000/T$  and (b) relationship between activation energy and conductivity at ambient.

samples. This can be attributed to the ion mobility in the polyelectrolytes, which can be accelerated by an increase in temperature. Thus, an increase in temperature increased the conductivity by increasing the cation hopping phenomenon.<sup>54,55</sup> The Arrhenius behaviour was confirmed by the conductivity trend, with the regression value ( $R^2$ ) getting closer to unity.

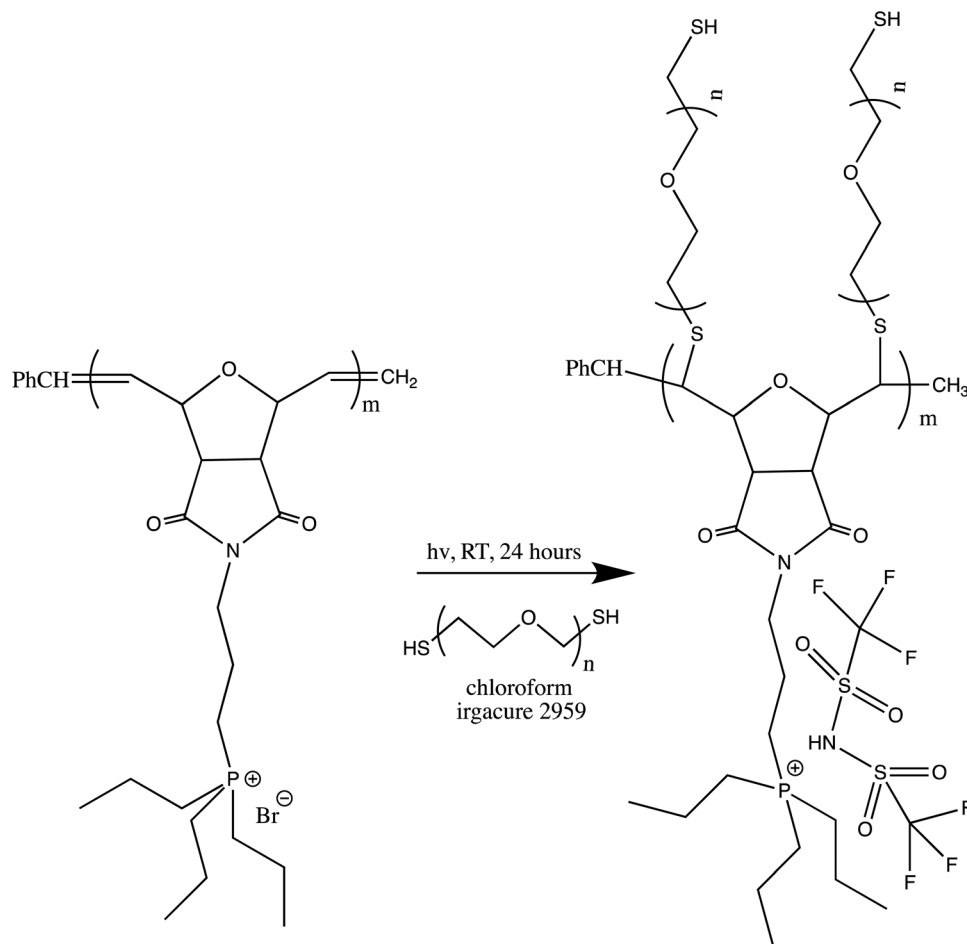
The activation energy,  $E_a$ , was calculated using the gradient of log conductivity versus  $1000/T$ , as follows:

$$\sigma = \sigma_0 \exp(-E_a)/KT$$

where  $\sigma_0$  is the pre-exponential factor,  $E_a$  is the activation energy,  $K$  is the Boltzmann constant, and  $T$  is the absolute temperature.

Fig. 7(b) illustrates the relationship between the activation energy and the conductivity at room temperature. It can be seen clearly from this graph that the relationship between activation energy and the ionic conductivity is inverse. According to the reported studies, a lower activation energy enables the faster segmental movement of the polymer backbone, resulting in a larger free volume.<sup>56</sup> Consequently, this promotes the passage of ions through the host matrix, increasing the conductivity. It is evident that the sample with the lowest activation energy (SM2) possessed the highest conductivity. This indicates that the flexibility of the tripropyl substituent group enhanced the ionic conductivity, which requires less energy to move more ions through the backbone of the polymer blend. As discussed





Scheme 3 PEGylation process of SM2 sample.

above, the lower  $T_g$  value of SM2 compared to the other polymers also contributed to its higher conductivity.

## 4. PEGylation of phosphonium PILs

Given that the SM2 sample showed the optimum conductivity, polyethylene glycol (PEG) units were attached to the SM2 backbone to investigate the conductivity values with an increase in the flexibility of the polymer backbone. PEGylation is one of the strategies to reduce the rigidity of the oxanorbornene polymer backbone due to the high flexibility of the PEG blocks.<sup>57</sup> The SM2 samples were subjected to the PEGylation process *via* thiol-ene coupling using polyethylene glycol dithiol under 365 nm irradiation for 24 h, as depicted in Scheme 3.

After dialysis of the product to remove the unsubstituted PEG units, a rubbery residue was obtained. Initially, SM2 was insoluble in water; however, after the PEGylation process, the polymer was found to be soluble in water. Additionally, the  $^1\text{H}$  NMR spectrum (Fig. 8) showed new peaks at 3.7 (l) and 2.7 (k) ppm, which are attributed to the protons in the PEG units.

The FTIR spectra of SM2, SM2-PEG and pure polyethylene glycol dithiol are depicted in Fig. S10 (ESI<sup>†</sup>). The peaks

observed at  $1690\text{ cm}^{-1}$  and  $1342\text{ cm}^{-1}$  for SM2 and SM2-PEG are attributed to the C=O stretching and aromatic imine C-N stretching, respectively. Additionally, in the PEGylated SM2 sample, a new peak was observed at  $1095\text{ cm}^{-1}$ , which is attributed to the stretching of the C-O group from polyethylene glycol dithiol.<sup>58</sup> After PEGylation, the peaks attributed to C-H alkene stretching at  $3000\text{ cm}^{-1}$  and C=C stretching at  $1638\text{ cm}^{-1}$  were found to disappear in the spectrum of SM2.

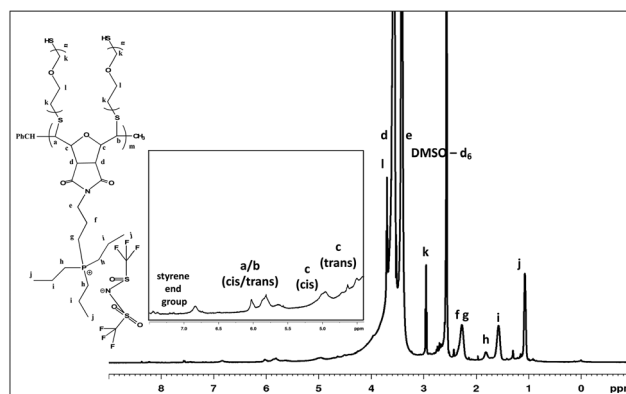
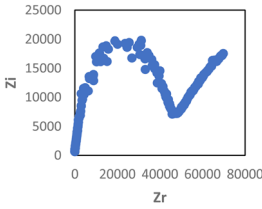
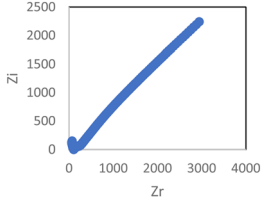


Fig. 8  $^1\text{H}$  NMR spectrum of PEGylated SM2.



Table 2 Conductivity values of PEGylated SM2 sample

Sample	Cole–Cole plot	Conductivity value ( $\text{S cm}^{-1}$ )
PEGylated SM2		$1.34 \times 10^{-7}$
PEGylated SM2 doped with 15 wt% LiTFSI		$5.8 \times 10^{-5}$

Thus, it can be concluded that the polyethylene glycol dithiol reacted at the double bond of the SM2 backbone.

DSC analysis was also conducted to examine the impact of PEGylation on the thermal relaxation of SM2, showing a melting transition at 39 °C and 137 °C. Due to fact that the polymer molecular weight and PEG molecular weight were close, the PEG units were dominant as a result of the thiol–ene chemistry.

The Cole–Cole plot and conductivity value of the PEGylated SM2 and PEGylated SM2 doped with 15 wt% LiTFSI salt are presented in Table 2. The optimum conductivity for the PEGylated SM2 when doped with 15 wt% LiTFSI salt was  $5.8 \times 10^{-5} \text{ S cm}^{-1}$  under ambient conditions. It was observed that this conductivity value was slightly lower than that of SM2. The conductivity seems to be dominated by the tendency of the high-molecular weight of the PEG unit in the overall polymer matrix to have a greater barrier to segmental motion of the chains, resulting in a decrease in conductivity.<sup>59</sup> Additionally, the high molecular weight of PEG is typically correlated with less PEG-PIL phase boundary delineation, which is another element that influences the decrease in the conductivity value. It has been demonstrated that the transport characteristics of polymer electrolyte materials are adversely affected by poorly defined boundaries.<sup>60–64</sup>

## 5. Conclusion

In this study, a series of polyoxanorbornene phosphonium PILs possessing various alkyl and aromatic substituents was synthesized and their counterions changed from the bromide anion to the trifluorosulfonylimide anion. Subsequently, the influence of the chemical structure of the polymers on the conductivity of the PILs was investigated using a controlled polymerization technique, *i.e.*, ring-opening metathesis polymerization (ROMP). It was observed that the more flexible substituent group (SM 2–15 wt% LiTFSI) exhibited the highest conductivity value of  $6.00 \times 10^{-4} \text{ S cm}^{-1}$  under ambient conditions. The rigid backbone of the nonaromatic groups was found to limit the conductivity value of the PILs. The introduction of PEG units in

the polymer backbone of SM 2 resulted in a decrease in its conductivity. Nonetheless, continuing efforts to design flexible backbone polyethylene phosphorus ionic liquids are in progress.

## Conflicts of interest

There are no conflicts to declare.

## Acknowledgements

The authors would like to acknowledge that this paper is submitted in partial fulfilment of the requirements for PhD degree at Yildiz Technical University. Thank you to Yildiz Technical University, Universiti Sains Islam Malaysia and National Defend University of Malaysia for the research facilities. One of the authors M. S. M. Misenan wishes to acknowledge Türkiye Scholarships (scholarship number: 19MY000187) for the scholarship given. This study was supported by the Yildiz Technical University (Istanbul, Turkey) Scientific Research Projects Coordinator project no: FBA 6111 Synthesis of Phosphonium based Polymer Electrolytes and Application in Lithium Ion Batteries. This study also partially supported by Ministry of Higher Education Malaysia under the Fundamental Research Grant Scheme under vote FRGS/1/2023/STG05/USIM/02/3.

## References

- G. G. Eshetu, D. Mecerreyes, M. Forsyth, H. Zhang and M. Armand, Polymeric ionic liquids for lithium-based rechargeable batteries, *Mol. Syst. Des. Eng.*, 2019, 4(2), 294–309, DOI: [10.1039/c8me00103k](https://doi.org/10.1039/c8me00103k).
- M. S. M. Misenan and A. S. A. Khiar, Conduction Mechanism of Chitosan/Methylcellulose/1-Butyl-3 Methyl Imidazolium Bis (Trifluoromethylsulfonyl) Imide (BMIMTFSI) Biopolymer Electrolyte Doped with Ammonium Triflate, *Malays. J. Chem.*, 2020, 22(4), 1–13.



- 3 M. S. M. Misenan, A. S. A. Khiar and T. Eren, Polyurethane-based polymer electrolyte for lithium ion batteries: a review, *Polym. Int.*, 2022, **71**, 751–769, DOI: [10.1002/pi.6395](https://doi.org/10.1002/pi.6395).
- 4 M. S. M. Misenan, R. Hempelmann, M. Gallei and T. Eren, Phosphonium-Based Polyelectrolytes: Preparation, Properties, and Usage in Lithium-Ion Batteries, *Polymer*, 2023, **15**(13), 2920, DOI: [10.3390/POLYM15132920](https://doi.org/10.3390/POLYM15132920).
- 5 M. S. M. Misenan and A. S. A. Khiar, Structural Studies and Ionic Transport Properties of Solid Biopolymer Electrolytes Based on Chitosan/Methyl Cellulose Blend Doped with BMIMTFSI, *Solid State Phenom.*, 2020, **307**, 119–124, DOI: [10.4028/www.scientific.net/SSP.307.119](https://doi.org/10.4028/www.scientific.net/SSP.307.119).
- 6 A. H. Shaffie, M. S. M. Misenan, M. I. N. Isa and A. S. A. Khiar, Effect of ionic liquid bmimno3 to chitosan-starch blend biopolymer electrolyte system, 290 SSP. 2019.
- 7 M. S. M. Misenan, E. S. Ali and A. S. A. Khiar, Conductivity, dielectric and modulus study of chitosan-methyl cellulose – BMIMTFSI polymer electrolyte doped with cellulose nano crystal, *AIP Conf. Proc.*, 2018, **1972**, 030010-1–030010-5, DOI: [10.1063/1.5041231](https://doi.org/10.1063/1.5041231).
- 8 D. Z. Zhang, Y. Yuan Ren, Y. Hu, L. Li and F. Yan, Ionic Liquid/Poly(ionic liquid)-based Semi-solid State Electrolytes for Lithium-ion Batteries, *Chin. J. Polym. Sci.*, 2020, **38**(5), 506–513, DOI: [10.1007/s10118-020-2390-1](https://doi.org/10.1007/s10118-020-2390-1).
- 9 P. V. Wright, Electrical conductivity in ionic complexes of poly(ethylene oxide), *Br. Polym. J.*, 1975, **7**(5), 319–327, DOI: [10.1002/pi.4980070505](https://doi.org/10.1002/pi.4980070505).
- 10 A. Szczesna-Chrzan, M. Marczewski, J. Syzdek, M. K. Kochaniec, M. Smoliński and M. Marcinek, Lithium polymer electrolytes for novel batteries application: the review perspective, *Appl. Phys. A: Mater. Sci. Process.*, 2023, **129**(1), 1–20, DOI: [10.1007/s00339-022-06269-3](https://doi.org/10.1007/s00339-022-06269-3).
- 11 T. K. Lee, *et al.*, PEO based polymer electrolyte comprised of epoxidized natural rubber material (ENR50) for Li-Ion polymer battery application, *Electrochim. Acta*, 2019, **316**, 283–291, DOI: [10.1016/j.electacta.2019.05.143](https://doi.org/10.1016/j.electacta.2019.05.143).
- 12 M. S. M. Misenan, A. H. Shaffie and A. S. A. Khiar, Effect of BMITFSI to the electrical properties of chitosan/methylcellulose based polymer electrolyte, *AIP Conf. Proc.*, 2018, **1972**, 030001-1–030001-6, DOI: [10.1063/1.5041222](https://doi.org/10.1063/1.5041222).
- 13 S. Noor, A. Ahmad, M. Rahman and I. Talib, Solid polymeric electrolyte of poly(ethylene) oxide-50% epoxidized natural rubber-lithium triflate, *Nat. Sci.*, 2010, **2**(3), 190–196.
- 14 R. Meziane, J. P. Bonnet, M. Courty, K. Djellab and M. Armand, Single-ion polymer electrolytes based on a delocalized polyanion for lithium batteries, *Electrochim. Acta*, 2011, **57**(1), 14–19, DOI: [10.1016/j.electacta.2011.03.074](https://doi.org/10.1016/j.electacta.2011.03.074).
- 15 Q. Ma, *et al.*, Single lithium-ion conducting polymer electrolytes based on a super-delocalized polyanion, *Angew. Chem., Int. Ed.*, 2016, **55**(7), 2521–2525, DOI: [10.1002/anie.201509299](https://doi.org/10.1002/anie.201509299).
- 16 H. I. E. Tsuchida, H. Ohno, N. Kobayashi and H. Ishizaka, Poly[(l-carboxy)oligo(oxyethylene) methacrylate] as a New Type of Polymeric Solid Electrolyte for Alkali-Metal Ion Transport, *Macromolecules*, 1989, **1775**(4), 1771–1775.
- 17 K. Ueno, *et al.*, Li<sup>+</sup> Solvation and Ionic Transport in Lithium Solvate Ionic Liquids Diluted by Molecular Solvents, *J. Phys. Chem. C*, 2016, **120**(29), 15792–15802, DOI: [10.1021/acs.jpcc.5b11642](https://doi.org/10.1021/acs.jpcc.5b11642).
- 18 H. Zhang, *et al.*, Single lithium-ion conducting solid polymer electrolytes: advances and perspectives, *Chem. Soc. Rev.*, 2017, **46**(3), 797–815, DOI: [10.1039/C6CS00491A](https://doi.org/10.1039/C6CS00491A).
- 19 D. R. MacFarlane, *et al.*, Ionic liquids and their solid-state analogues as materials for energy generation and storage, *Nat. Rev. Mater.*, 2016, **1**(2), 1–15, DOI: [10.1038/natrevmats.2015.5](https://doi.org/10.1038/natrevmats.2015.5).
- 20 J. Kalhoff, G. G. Eshetu, D. Bresser and S. Passerini, Safer electrolytes for lithium-ion batteries: State of the art and perspectives, *ChemSusChem*, 2015, **8**(13), 2154–2175, DOI: [10.1002/cssc.201500284](https://doi.org/10.1002/cssc.201500284).
- 21 M. R. Gao, J. Yuan and M. Antonietti, Ionic Liquids and Poly(ionic liquid)s for Morphosynthesis of Inorganic Materials, *Chem. – Eur. J.*, 2017, **23**(23), 5391–5403, DOI: [10.1002/chem.201604191](https://doi.org/10.1002/chem.201604191).
- 22 D. Mecerreyes, Polymeric ionic liquids: Broadening the properties and applications of polyelectrolytes, *Prog. Polym. Sci.*, 2011, **36**(12), 1629–1648, DOI: [10.1016/j.progpolymsci.2011.05.007](https://doi.org/10.1016/j.progpolymsci.2011.05.007).
- 23 J. Yuan and M. Antonietti, Poly(ionic liquid)s: Polymers expanding classical property profiles, *Polymer*, 2011, **52**(7), 1469–1482, DOI: [10.1016/j.polymer.2011.01.043](https://doi.org/10.1016/j.polymer.2011.01.043).
- 24 N. Nishimura and H. Ohno, 15Th Anniversary of Polymerised Ionic Liquids, *Polymer*, 2014, **55**(16), 3289–3297, DOI: [10.1016/j.polymer.2014.02.042](https://doi.org/10.1016/j.polymer.2014.02.042).
- 25 A. S. Shaplov, R. Marcilla and D. Mecerreyes, Recent Advances in Innovative Polymer Electrolytes based on Poly(ionic liquid)s, *Electrochim. Acta*, 2015, **175**, 18–34, DOI: [10.1016/j.electacta.2015.03.038](https://doi.org/10.1016/j.electacta.2015.03.038).
- 26 F. N. Ajjan *et al.*, *Innovative polyelectrolytes/poly(ionic liquid)s for energy and the environment*, 2017, DOI: [10.1002/pi.5340](https://doi.org/10.1002/pi.5340).
- 27 M. G. Cowan, M. Masuda, W. M. McDanel, Y. Kohno, D. L. Gin and R. D. Noble, Phosphonium-based poly(Ionic liquid) membranes: The effect of cation alkyl chain length on light gas separation properties and Ionic conductivity, *J. Membr. Sci.*, 2016, **498**, 408–413, DOI: [10.1016/j.memsci.2015.10.019](https://doi.org/10.1016/j.memsci.2015.10.019).
- 28 A. Hofmann, D. Rauber, T. M. Wang, R. Hempelmann, C. W. M. Kay and T. Hanemann, Novel Phosphonium-Based Ionic Liquid Electrolytes for Battery Applications, *Molecules*, 2022, **27**(15), 1–25, DOI: [10.3390/molecules27154729](https://doi.org/10.3390/molecules27154729).
- 29 S.-W. Wang, W. Liu and R. H. Colby, Counterion Dynamics in Polyurethane-Carboxylate Ionomers with Ionic Liquid Counterions, *Chem. Mater.*, 2011, **23**(7), 1862–1873, DOI: [10.1021/cm103548t](https://doi.org/10.1021/cm103548t).
- 30 S. T. Hemp, M. Zhang, M. H. Allen, S. Cheng, R. B. Moore and T. E. Long, Comparing Ammonium and Phosphonium Polymerized Ionic Liquids: Thermal Analysis, Conductivity, and Morphology, *Macromol. Chem. Phys.*, 2013, **214**(18), 2099–2107, DOI: [10.1002/macp.201300322](https://doi.org/10.1002/macp.201300322).
- 31 K. Tsunashima, E. Niwa, S. Kodama, M. Sugiya and Y. Ono, Thermal and Transport Properties of Ionic Liquids Based on Benzyl-Substituted Phosphonium Cations, *J. Phys. Chem. B*, 2009, **113**(48), 15870–15874, DOI: [10.1021/jp908356c](https://doi.org/10.1021/jp908356c).



- 32 K. J. T. Noonan, K. M. Hugar, H. A. Kostalik, E. B. Lobkovsky, H. D. Abruña and G. W. Coates, Phosphonium-Functionalized Polyethylene: A New Class of Base-Stable Alkaline Anion Exchange Membranes, *J. Am. Chem. Soc.*, 2012, **134**(44), 18161–18164, DOI: [10.1021/ja307466s](https://doi.org/10.1021/ja307466s).
- 33 A. Wang, *et al.*, The synthesis of a hyperbranched star polymeric ionic liquid and its application in a polymer electrolyte, *Polym. Chem.*, 2017, **8**(20), 3177–3185, DOI: [10.1039/C7PY00499K](https://doi.org/10.1039/C7PY00499K).
- 34 S. Cheng, *et al.*, Ionic aggregation in random copolymers containing phosphonium ionic liquid monomers, *J. Polym. Sci., Part A: Polym. Chem.*, 2012, **50**(1), 166–173, DOI: [10.1002/pola.25022](https://doi.org/10.1002/pola.25022).
- 35 I. C. Çetinkaya, G. Yüksel, C. Macit, M. E. Üreyen and T. Eren, Synthesis and Characterization of Polyphosphonates and Polyurethanes Using Chalcone and DOPO-Chalcone as a Flame Retardant, *ACS Appl. Polym. Mater.*, 2021, **3**(10), 5277–5290, DOI: [10.1021/acsapm.1c01054](https://doi.org/10.1021/acsapm.1c01054).
- 36 Y. Men, H. Schlaad and J. Yuan, Cationic Poly(ionic liquid) with Tunable Lower Critical Solution Temperature-Type Phase Transition, *ACS Macro Lett.*, 2013, **2**(5), 456–459, DOI: [10.1021/mz400155r](https://doi.org/10.1021/mz400155r).
- 37 C. Demir, *et al.*, Biocidal activity of ROMP- polymer coatings containing quaternary phosphonium groups, *Prog. Org. Coat.*, 2019, **135**, 299–305, DOI: [10.1016/j.porgcoat.2019.06.008](https://doi.org/10.1016/j.porgcoat.2019.06.008).
- 38 P. Lv, S. Xie, Q. Sun, X. Chen and Y. He, Flame-Retardant Solid Polymer Electrolyte Based on Phosphorus-Containing Polyurethane Acrylate/Succinonitrile for Lithium-Ion Batteries, *ACS Appl. Energy Mater.*, 2022, **5**(6), 7199–7209, DOI: [10.1021/acsaem.2c00751](https://doi.org/10.1021/acsaem.2c00751).
- 39 J. Xie, *et al.*, Three-in-one fire-retardant poly(phosphate)-based fast ion-conductor for all-solid-state lithium batteries, *J. Energy Chem.*, 2023, 324–334, DOI: [10.1016/j.jechem.2022.12.053](https://doi.org/10.1016/j.jechem.2022.12.053).
- 40 J. Gao, *et al.*, A review of the recent developments in flame-retardant nylon composites, *Compos., Part C: Open Access*, 2022, **9**, 100297, DOI: [10.1016/j.jcomc.2022.100297](https://doi.org/10.1016/j.jcomc.2022.100297).
- 41 N. C. Süer, C. Demir, N. A. Ünübol, Ö. Yalçın, T. Kocagöz and T. Eren, Antimicrobial activities of phosphonium containing polynorbornenes, *RSC Adv.*, 2016, **6**(89), 86151–86157, DOI: [10.1039/c6ra15545f](https://doi.org/10.1039/c6ra15545f).
- 42 J. A. Love, J. P. Morgan, T. M. Trnka and R. H. Grubbs, A Practical and Highly Active Ruthenium-Based Catalyst that Effects the Cross Metathesis of Acrylonitrile, *Angew. Chem., Int. Ed.*, 2002, **41**(21), 4035–4037, DOI: [10.1002/1521-3773\(20021104\)41:21<4035::AID-ANIE4035>3.0.CO;2-I](https://doi.org/10.1002/1521-3773(20021104)41:21<4035::AID-ANIE4035>3.0.CO;2-I).
- 43 N. Ceren Süer, T. Arasoglu, H. Cankurtaran, M. Okutan, M. Gallei and T. Eren, Detection of bacteria using antimicrobial polymer derived via ring-opening metathesis (romp) pathway, *Turk. J. Chem.*, 2021, **45**(4), 986–1003, DOI: [10.3906/kim-2012-14](https://doi.org/10.3906/kim-2012-14).
- 44 B. W. Chieng, N. A. Ibrahim, W. M. Z. W. Yunus and M. Z. Hussein, Poly(lactic acid)/poly(ethylene glycol) polymer nanocomposites: Effects of graphene nanoplatelets, *Polymers*, 2014, **6**(1), 93–104, DOI: [10.3390/polym6010093](https://doi.org/10.3390/polym6010093).
- 45 Z. Ullah, M. Azmi Bustam, Z. Man and A. S. Khan, Phosphonium-based ionic liquids and their application in separation of dye from aqueous solution, *ARPJ. Eng. Appl. Sci.*, 2016, **11**(3), 1653–1659.
- 46 I. Rey, P. Johansson, J. Lindgren and J. C. Lasse, Spectroscopic and Theoretical Study of (CF<sub>3</sub>SO<sub>2</sub>)<sub>2</sub>N-(TFSI-) and (CF<sub>3</sub>SO<sub>2</sub>)<sub>2</sub> NH (HTFSI), *J. Phys. Chem. A*, 1998, **102**(98), 3249–3258.
- 47 M. S. M. Misenan, M. I. N. Isa and A. S. A. Khair, Electrical and structural studies of polymer electrolyte based on chitosan/methyl cellulose blend doped with BMIMTFSI, *Mater. Res. Express*, 2018, **5**(5), 55304, [Online]. Available: <https://stacks.iop.org/2053-1591/5/i=5/a=055304>.
- 48 S. Misenan, A. Sofia Ahmad Khair, M. S. M. Misenan and A. S. A. Khair, Conductivity, Dielectric And Modulus Studies of Methylcellulose-NH4TF Polymer Electrolyte, *Chem. Sci.*, 2018, **1**(2), 59–62, [Online]. Available: <https://www.dergipark.gov.tr/ejbcs>.
- 49 J. Kalthoff, D. Bresser, M. Bolloli, F. Alloin, J. Y. Sanchez and S. Passerini, Enabling LiTFSI-based electrolytes for safer lithium-ion batteries by Using linear fluorinated carbonates as (Co)solvent, *ChemSusChem*, 2014, **7**(10), 2939–2946, DOI: [10.1002/cssc.201402502](https://doi.org/10.1002/cssc.201402502).
- 50 N. Soszka, *et al.*, Aromaticity effect on supramolecular aggregation. Aromatic vs. cyclic monohydroxy alcohols, *Spectrochim. Acta, Part A*, 2022, **276**, 1–13, DOI: [10.1016/j.saa.2022.121235](https://doi.org/10.1016/j.saa.2022.121235).
- 51 S. B. Aziz and Z. H. Z. Abidin, Electrical Conduction Mechanism in Solid Polymer Electrolytes: New Concepts to Arrhenius Equation, *J. Soft Matter*, 2013, **2013**, 1–8, DOI: [10.1155/2013/323868](https://doi.org/10.1155/2013/323868).
- 52 S. B. Aziz, R. M. Abdullah, M. A. Rasheed and H. M. Ahmed, Role of ion dissociation on DC conductivity and silver nanoparticle formation in PVA:AgNt based polymer electrolytes: deep insights to ion transport mechanism, *Polymers*, 2017, **9**(8), 1–19, DOI: [10.3390/polym9080338](https://doi.org/10.3390/polym9080338).
- 53 W. A. Henderson and C. A. Streuli, The Basicity of Phosphines, *J. Am. Chem. Soc.*, 1960, **82**(22), 5791–5794, DOI: [10.1021/ja01507a008](https://doi.org/10.1021/ja01507a008).
- 54 M. I. H. A. Sohaimy and M. I. N. M. Isa, Natural inspired carboxymethyl cellulose (Cmc) doped with ammonium carbonate (ac) as biopolymer electrolyte, *Polymers*, 2020, **12**(11), 1–14, DOI: [10.3390/polym12112487](https://doi.org/10.3390/polym12112487).
- 55 M. I. H. A. Sohaimy, N. I. Zainuddin and M. I. N. M. Isa, Plasticized Cmc-Ammonium Acetate Based Solid Biopolymer Electrolyte: Ionic Conductivity and Transport Study, *J. Sustainability Sci. Manage.*, 2022, **17**(5), 139–148, DOI: [10.46754/jssm.2022.05.011](https://doi.org/10.46754/jssm.2022.05.011).
- 56 H. T. Ahmed, V. J. Jalal, D. A. Tahir, A. H. Mohamad and O. G. Abdullah, Effect of PEG as a plasticizer on the electrical and optical properties of polymer blend electrolyte MC-CH-LiBF<sub>4</sub> based films, *Results Phys.*, 2019, **15**, 1–7, DOI: [10.1016/j.rinp.2019.102735](https://doi.org/10.1016/j.rinp.2019.102735).
- 57 Y. Baimark, W. Rungeesantivanon and N. Prakymoramas, Synthesis of flexible poly(L-lactide)-*b*-polyethylene glycol-*b*-poly(L-lactide) bioplastics by ring – opening polymerization in the presence of chain extender, *e-Polymers*, 2020, 423–429.



- 58 W. Guan, F. Ji, Q. Chen, P. Yan and L. Pei, Synthesis and enhanced phosphate recovery property of porous calcium silicate hydrate using polyethyleneglycol as pore-generation agent, *Materials*, 2013, **6**(7), 2846–2861, DOI: [10.3390/ma6072846](https://doi.org/10.3390/ma6072846).
- 59 E. Coletta, M. F. Toney and C. W. Frank, Impacts of polymer–polymer interactions and interfaces on the structure and conductivity of PEG-containing polyimides doped with ionic liquid, *Polymer*, 2014, **55**(26), 6883–6895, DOI: [10.1016/j.polymer.2014.10.075](https://doi.org/10.1016/j.polymer.2014.10.075).
- 60 K. Okamoto, M. Fuji, S. Okamoto, H. Suzuki, K. Tanaka and H. Kita, Gas permeation properties of poly(ether imide) segmented copolymers, *Macromolecules*, 1995, **28**(20), 6950–6956.
- 61 K. Okamoto, N. Umeo, S. Okamoto, K. Tanaka and H. Kita, Selective permeation of carbon dioxide over nitrogen through polyethyleneoxide-containing polyimide membranes, *Chem. Lett.*, 1993, (2), 225–228.
- 62 Y. N. Lazareva, M. N. Vidyakin, A. Y. Alentiev, M. Y. Yablokova, A. A. Kuznetsov and I. A. Ronova, Transport properties of polyimides derived from benzophenone-tetracarboxylic dianhydride and other diamines, *Polym. Sci., Ser. A*, 2009, **51**, 1068–1074.
- 63 B. T. Low, Y. Xiao and T. S. Chung, Amplifying the molecular sieving capability of polyimide membranes via coupling of diamine networking and molecular architecture, *Polymer*, 2009, **50**(14), 3250–3258.
- 64 T. Nakano, S. Nagaoka and H. Kawakami, Preparation of novel sulfonated block copolyimides for proton conductivity membranes, *Polym. Adv. Technol.*, 2005, **16**(10), 753–757.

