

Cite this: *Dalton Trans.*, 2024, **53**, 5816

Synthetic routes to carbon substituted cobalt bis(dicarbollide) alkyl halides and aromatic amines along with closely related irregular pathways†

Jan Nekvinda, *^a Dmytro Bavor, ^a Miroslava Litecká, ^a Ece Zeynep Tüzün, ^a Michal Dušek ^b and Bohumír Grüner ^a

Carbon substituted cobalt bis(dicarbollide) alkyl halides [(1-X-(CH₂)_n-1,2-C₂B₉H₁₀)(1,2-C₂B₉H₁₁)-3,3'-Co]Me₄N (X = Br, I; n = 1–3) are prepared in high yields (>90%) from their corresponding alcohols without side skeletal substitutions. These species offer access to the synthesis of aromatic cobalt bis(dicarbollide) amines, however only for particular terminal halogen substitution, the propylene pendant arm, and under appropriately controlled reaction conditions. Thus, the compounds substituted at cage carbon atoms with a propylene linker and terminal aromatic amine groups could be prepared. In other cases, numerous irregular reaction pathways occur, undoubtedly as a consequence of the bulky anionic boron cage in close proximity to the reaction site. Among them, an unusual intramolecular hydroboration forming rigidified carbon-to-boron bridged isomeric anions with an asymmetric structure that correspond to formulae [(1,8'-μ-C₂H₄)-(1,2-C₂B₉H₁₀)(1',2'-C₂B₉H₁₀)-3,3'-Co]⁻ and [(1,7'-μ-C₂H₄)-(1,2-C₂B₉H₁₀)(1',2'-C₂B₉H₁₀)-3,3'-Co]⁻ is described herein and the former isomer is structurally characterized. This product with a restrained geometry is widely accessible through nucleophile and/or thermally induced decomposition of (pseudo)halides attached to the cage *via* an ethylene linker. Surprisingly enough, also doubly bridged isomeric species [(1,8-μ-C₂H₄-1,2-C₂B₉H₉)₂-3,3'-Co]⁻ and [(1,7-μ-C₂H₄-1,2-C₂B₉H₉)₂-3,3'-Co]⁻ are available in good yield using these methods. Furthermore, other more typical side reactions are discussed, *i.e.* nucleophilic reactions of propyl halides with Me₃N formed apparently by disproportionation of Me₄N⁺ at higher temperatures or with pyridine used as a base.

Received 10th January 2024,
Accepted 17th February 2024

DOI: 10.1039/d4dt00072b

rsc.li/dalton

Introduction

The cobalt bis(dicarbollide)(1-) ion,¹ often abbreviated as COSAN, with the empirical formula [(1,2-C₂B₉H₁₁)₂-3,3'-Co]⁻, has strong amphiphilic character and 3D aromaticity.^{2–5} For these reasons, it has attracted the attention of chemists interested in innovative solutions to a variety of challenges in areas such as medicinal and physical chemistry, and it is the subject of several review articles and book chapters.^{2–6} Thus, the COSAN(1-) ion and its derivatives have been investigated in the context of, for example, boron neutron capture therapy,^{7,8} HIV protease inhibitors,^{9,10} carbonic anhydrase inhibitors,^{11,12} or antibacterial agents,^{13–19} extraction agents of radionuclides from used radioactive fuel,^{20–23} or photochemistry.^{24,25} This

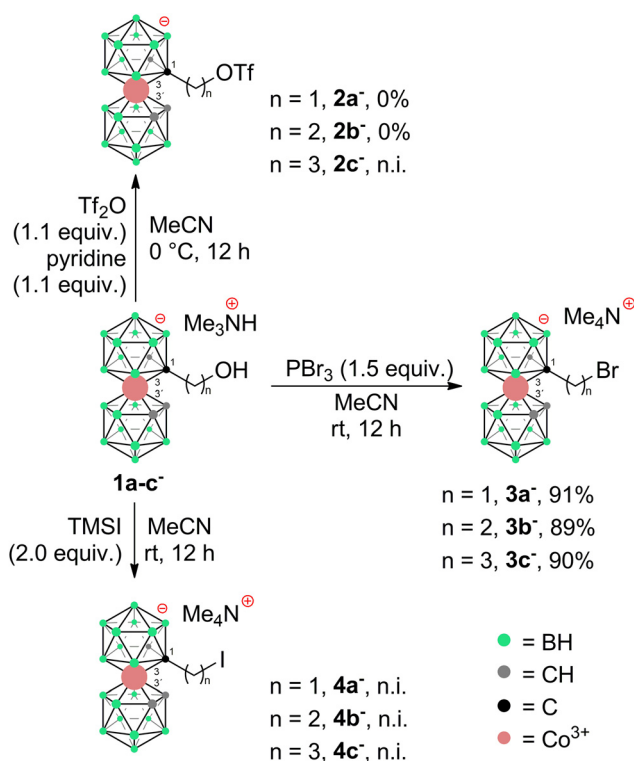
wide potential feeds a demand for more versatile and variable synthetic methods to yield COSAN derivatives. Two main sites for the substitution of COSAN ions can be distinguished – the hydridic site at the B8 and B8' vertices and the acidic site at the carbon vertices C1/C2 and C1'/C2'.⁶ Regarding boron-site substitutions, Plešek *et al.* disclosed in their pioneering work a dioxane ring-cleavage reaction that opened up a generic route to a series of COSAN derivatives.²⁶ Direct halogenation^{27–30} and other substitutions at the B8 and B8' positions have also been studied.^{31–33} Regarding substitutions at the acidic carbon vertices, Grüner *et al.* published the direct alkylation of COSAN with either formaldehyde or constrained cyclic ethers to make hydroxy derivatives versatile reagents for further derivatization.³³ This work also described that the corresponding disubstitution leads to the formation of two main stereoisomers, which correspond to *racemic*- and *meso*-forms. Later works described the preparation of COSAN derivatives with diverse functionalities such as carboxylic acids and amides,³⁴ azides,³⁵ nitriles,³⁶ and primary or secondary amines,³⁷ but, significantly to this contribution, not with aromatic amines. Aromatic amines, *e.g.*, anilines or toluidines, are significantly less nucleophilic than their aliphatic counterparts and there-

^aInstitute of Inorganic Chemistry of the Czech Academy of Sciences, Hlavní 1001, Husinec-Řež 25068, Czech Republic. E-mail: nekvinda@iic.cas.cz^bInstitute of Physics of the Czech Academy of Sciences, Na Slovance 1999/2, Prague 8, 182 21, Czech Republic† Electronic supplementary information (ESI) available. CCDC 2246096, 2246097, 2246098, 2262251, 2313358 and 2313381. For ESI and crystallographic data in CIF or other electronic format see DOI: <https://doi.org/10.1039/d4dt00072b>

fore the formation of $C(sp^3)-N(Ar)$ bonds often requires the use of transition-metal catalysis^{38–40} or various harsh conditions.^{41,42} According to our considerations, for certain biological applications, such as the design of antibacterials and antifungals, the presence of a lowly basic aniline fragment in the structure should bring noticeable benefits. Here, we present synthetic routes leading to *C*-substituted alkyl halides that proved useful in substitution reactions with anilines to produce the corresponding aromatic amino derivatives of COSAN. We also discuss, herein, the influence of reaction conditions and unusual reaction pathways that were observed when applying widely known organic reactions to the chemistry of COSAN ions.

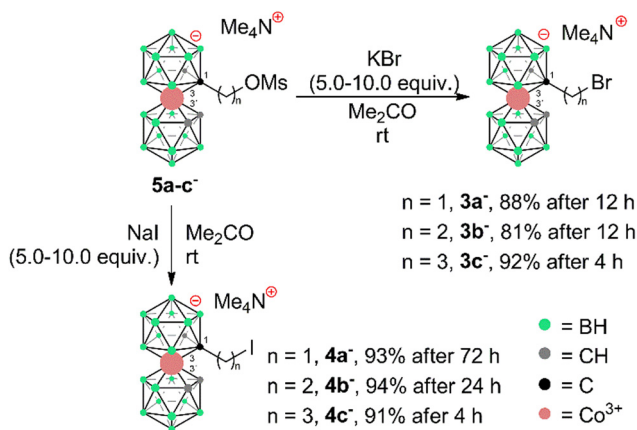
Results and discussion

To prepare COSAN derivatives with aromatic amines **7–11** of general formula $[(1-Ar-NH_2-(CH_2)_3-1,2-C_2B_9H_{10})(1,2-C_2B_9H_{11})-3,3'-Co]^0$ we initially turned to the previously described method dealing with the activation of hydroxy derivatives of the COSAN anion using methanesulfonate esters.³⁷ As we described earlier,³⁷ the S_N2 -type reaction of Ms esters with primary and secondary amines proceeds well under relatively mild conditions using K_2CO_3 as a base in the temperature range of 40 to 50 °C. At higher temperatures, the Ms esters begin to decompose. This S_N2 -type reaction proceeds well with primary amines, under mild conditions, using K_2CO_3 or an excess of amine as a base in the temperature range of 40 to 50 °C. However, attempting similar conditions with less nucleophilic aromatic amines did not yield positive results. Even increasing the reaction temperature to 100 °C, changing the solvent to MeCN, PhMe, or THF, or experimenting with various bases like K_2CO_3 , CS_2CO_3 , $NaOtBu$, $KOtBu$, or NaH only resulted in the breakdown of the starting material without the formation of the desired products. As a result, we explored alternative leaving groups in the hope of improving reactivity. In the initial trials we pursued the preparation of triflate esters^{43,44} $[(1-(F_3C-SO_2)-O-(CH_2)_n-1,2-C_2B_9H_{10})(1,2-C_2B_9H_{11})-3,3'-Co]^-$ (**2a–c⁻**, $n = 1–3$); however, these proved extremely labile and despite the observation of full consumption of the starting material we were unable to isolate expected products. Instead, we started to observe decomposition products that have appeared repeatedly in other experiments (*vide infra*). We only observed the formation of product **2c⁻** for the propyl triflate derivative, but we were unable to isolate it using silica gel flash chromatography. Therefore, we moved to the preparation of alkyl bromides of formulae $[(1-Br-(CH_2)_n-1,2-C_2B_9H_{10})(1,2-C_2B_9H_{11})-3,3'-Co]Me_4N$ (**3a–c⁻**, $n = 1–3$) and corresponding iodides $[(1-I-(CH_2)_n-1,2-C_2B_9H_{10})(1,2-C_2B_9H_{11})-3,3'-Co]Me_4N$ (**4a–c⁻**, $n = 1–3$). These C-bound alkyl halides were not reported previously. The alkyl bromides of the COSAN ion **3a–c⁻** can be easily prepared directly from the known hydroxy derivatives of the formula $[(1-HO-(CH_2)_n-1,2-C_2B_9H_{10})(1,2-C_2B_9H_{11})-3,3'-Co]Me_3NH$ (**1a–c⁻**, $n = 1–3$) (Scheme 1) provided that these are reacted with PBr_3 in dry



Scheme 1 Preparation of (pseudo)halides from alkyl hydroxy COSANs **1a–c⁻**. n.i. = not isolated.

acetonitrile. This protocol, known from organic synthesis,⁴⁵ provided the desired products in a short reaction time and without the formation of any side (halogenated) products, which were observed when using HBr . Surprisingly, all three bromo derivatives **3a–c⁻** are stable enough to undergo a purification process on a silica gel column. Alternatively, the reaction starting from the known methanesulfonate (Ms) esters of the general formula $[(1-CH_3SO_2-O-(CH_2)_n-1,2-C_2B_9H_{10})(1,2-C_2B_9H_{11})-3,3'-Co]Me_4N$ (**5a–c⁻**)³⁷ with KBr in acetone (Scheme 2) was tested in parallel. Although this reaction pro-



Scheme 2 Preparation of alkyl halides **3a–c⁻** and **4a–c⁻** from methanesulfonate esters **5a–c⁻**.



ceeded smoothly, it did require a longer reaction time, resulted in slightly lower conversion, and made an extra step necessary for the preparation of the respective esters, making this method less convenient for the synthesis of the bromides **3a-c**⁻. However, the latter reaction conditions did prove advantageous for the synthesis of the respective iodides (Scheme 2), starting from methanesulfonate esters **5a-c**⁻ and NaI. In this case, the direct synthesis from hydroxy derivatives **1a-c**⁻ and TMSI as a source of iodide ions, adapted from organic chemistry,⁴⁶ caused difficulties. Complications surfaced particularly in the case of compounds comprising methylene and ethylene linkers, methyl (**1a**⁻) and ethyl (**1b**⁻), where the reaction rates were too sluggish. This method (Scheme 1) proved to give satisfactory conversion only for the propyl iodide derivative **4c**⁻, when the reaction reached almost completion. However, even then the product could not be sufficiently purified from the remaining starting reagents and organic/inorganic side products. In addition, we observed that the iodo derivatives **4a-c**⁻ are water labile species that readily decompose on silica gel. Therefore, an alternative synthesis method that would give an even better conversion, which would allow for bypassing the chromatographic purification step, was needed. Thus, an alternative method, consisting of substitution of the methanesulfonate ester with an iodide anion in acetone (Scheme 2), was developed and proved superior. Under these conditions, the propyl iodide **4c**⁻ formed smoothly in 2 hours as could be seen from the monitoring of the reaction mixture by ESI-MS. In the case of compounds **4a,b**⁻, having the reactive centre closer to the cage, lower reaction rates were still observed. Ethyl derivative **4b**⁻ required a 5-fold excess of NaI and a prolonged reaction time of 12 hours. The methyl derivative **4a**⁻ required 72 hours of reaction time and a 10-fold excess of NaI (Fig. 1). In both cases, the reaction went to completion when heated in a sealed tube. The synthesis of COSAN alkyl halides **3a-c**⁻ and **4a-c**⁻ allowed for the preparation of a series of carbon-bound anilines **7-11**, as the long-time anticipated building blocks useful in the synthesis of designed compounds with biological activity. As we described earlier,³⁷ the S_N2-type reaction of Ms esters with primary and secondary amines proceeds well under relatively mild conditions using K₂CO₃ as a base in a temperature range from 40 to 50 °C. At higher temperatures, the Ms esters begin to decompose. Consequently, the respective reactions with anilines proved feasible only with the use of the alkylbromides and alkyl iodides described here, however, with severe limitations for the shorter methylene and ethylene linkers.

The influence of reaction conditions on the yields of the model aniline product was tested using propylbromide **3c**⁻ and 1-amino-4-Me-benzene (*p*-toluidine) (**6**) and the data are summarized in Table 1. It can be seen that the most efficient conditions comprise 2.0 equivalents of KO^{*t*}Bu and aniline **6** in PhMe at 100 °C (entry 14). The entries 1–5 clearly indicate that the use of low-polar toluene as the solvent favours the formation of the expected product with the formula [(1-(1-NH₂-C₆H₄-4-CH₃)-(CH₂)₃-1,2-C₂B₉H₁₀)(1,2-C₂B₉H₁₁)-3,3'-Co]⁰ (**9**). Entries 6–13 reflect the effect of various bases at different

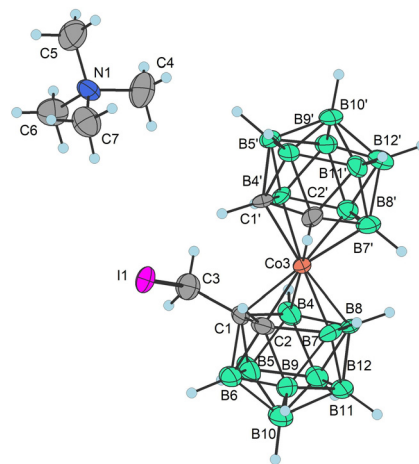


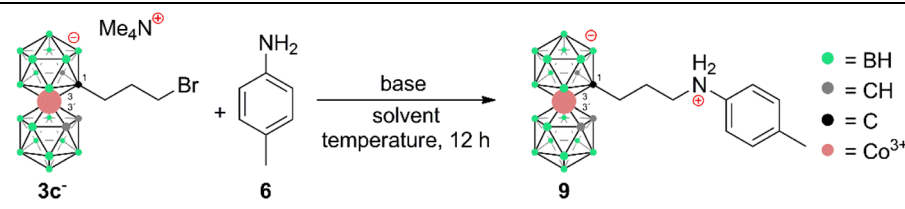
Fig. 1 XRD structure of Me₄N₄a⁻ (CCDC 2246096,† ellipsoids drawn at the 50% probability level). Selected interatomic distances [Å] and angles [°]: Co3–B4 2.101(12), Co3–B7 2.109(11), Co3–C1' 2.045(9), Co3–B8 2.117(11), Co3–C1 2.083(9), Co3–C2 2.069(8), Co3–B8' 2.085(11), Co3–B7' 2.102(12), Co3–C2' 2.058(9), Co3–B4' 2.099(10), B4–Co3–B7 87.4(6), B4–Co3–B8 51.0(5), B4–Co3–B7' 132.2(5), B7–Co3–B8 51.5(5), C1'–Co3–B4 130.7(5), C1'–Co3–B7 132.7(5), C1'–Co3–B8 172.8(4), C1'–Co3–B8 172.8(4), C1'–Co3–C1 101.7(4), C1'–Co3–C2 102.9(4), C1'–Co3–B8' 82.5(4), C1'–Co3–B7' 83.4(4), C1'–Co3–C2' 47.3(4), C1'–Co3–B4' 48.1(4), C1–Co3–B4 48.4(4), C1–Co3–B7 83.1(5), C1–Co3–B8 84.2(4), and C1–Co3–B8' 135.9(4).

temperatures, and it can be seen that the use of a strong base such as NaO^{*t*}Bu, KO^{*t*}Bu, or Cs₂CO₃ improves the yields; on the other hand, an increase of the temperature to 100 °C apparently plays a more important role than the particular type of base. Data in entries 13 to 15 show that increasing the ratio of **6** over two equivalents had a little effect on the resulting yield. It should be noted that the conditions were also tested using the respective iodide **4c**⁻. However, in this case, the reactions proceed at the expense of the formation of larger quantities of decomposition products, which results in a decrease of isolatable yields (entry 16). The optimized reaction conditions were employed in the synthesis of a wider series of model arylamine derivatives (**7-11**) with an amine group attached to the carbon atom of the cage with a propyl pendant chain. The schematic structures are shown in Scheme 3. From the data presented in this scheme, it may be seen that the yields correlate well with the electron density at the nitrogen atom of the particular substituted aniline and are thus the highest for 4-methoxy- and 2,3,4-trimethoxy-nitroaniline and the lowest for 4-nitroaniline.

The newly developed reaction conditions were further applied in trials to employ methyl (**3a**⁻, **4a**⁻) and ethyl (**3b**⁻, **4b**⁻) halide derivatives to synthesize the corresponding anilines with a shorter connector to the cage. However, these attempts did not provide the expected products. Instead, different types of reactions were observed, which could be elucidated only for ethyl halides. In this particular case, high-yield formation of a main product was observed, which remained identical regardless of the type of terminal halogen moiety in the starting compound. This compound forms in

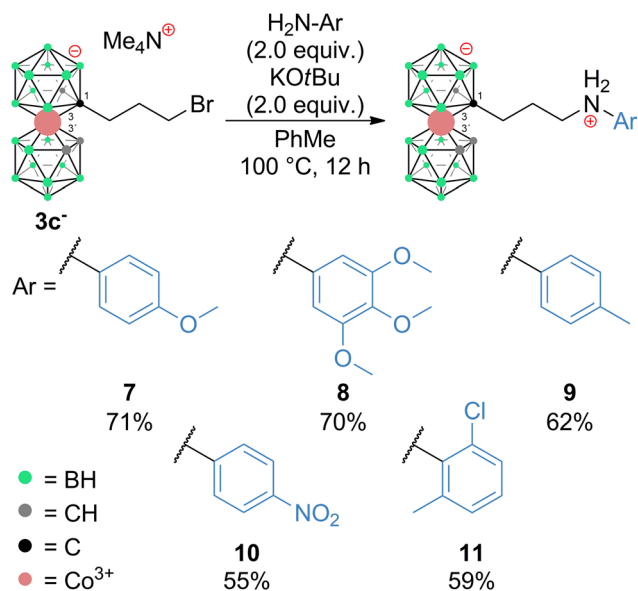


Table 1 Optimization of the nucleophilic substitution reaction parameters



Entry	6 (equiv.)	Base ^a	Solvent	Temp. (°C)	Yield ^b (%)
1	1.5	K ₂ CO ₃	MeCN	60	n.r.
2	1.5	K ₂ CO ₃	MeCN	80	Trace
3	1.5	K ₂ CO ₃	THF	80	Trace
4	1.5	K ₂ CO ₃	1,4-Dioxane	80	Trace
5	1.5	K ₂ CO ₃	PhMe	80	10
6	1.5	CS ₂ CO ₃	PhMe	80	21
7	1.5	KOtBu	PhMe	80	20
8	1.5	NaOtBu	PhMe	80	15
9	1.5	NaH ^c	PhMe	80	n.r.
10	1.5	K ₂ CO ₃	PhMe	100	35
11	1.5	CS ₂ CO ₃	PhMe	100	48
12	1.5	NaOtBu	PhMe	100	45
13	1.5	KOtBu	PhMe	100	49
14	2.0	KOtBu	PhMe	100	62
15	2.5	KOtBu	PhMe	100	63
16 ^d	2.0	KOtBu	PhMe	100	45

^a The same equivalent as that of compound 6. ^b Isolated yield after flash chromatography. ^c 6 was treated with NaH before the addition of 3c in PhMe. ^d Derivative 4c was used, n.r. = no reaction, trace = observed in ESI-MS but in minimum abundance and was not isolated, and time = 12 h until the complete conversion of the starting material.



Scheme 3 Preparation of zwitterionic aromatic amines 7–11.

two isomeric forms when the solid (pseudo)halide is heated in solution or in the solid state. This unconventional type of substitution contains a diatomic ethylene bridge asymmetrically located between carbon (C1) and boron B(7') or B(8') positions and corresponds to the formulae [(1,7'-μ-C₂H₄)-(1,2-C₂B₉H₁₀)(1',2'-C₂B₉H₁₀)-3,3'-Co]Me₄N (**15a**⁻) and [(1,8'-μ-C₂H₄)-(1,2-C₂B₉H₁₀)(1',2'-C₂B₉H₁₀)-3,3'-Co]Me₄N (**15b**⁻). Both isomers

were purified by column chromatography on silica gel and then separated by flash chromatography on a semi-preparative Büchi RP WP column (see the ESI†). Such a type of cage substitution, that interconnects carbon and boron atoms, is unique and has not been previously reported. These products apparently form *via* an intramolecular hydroboration mechanism outlined in Fig. 2. We suggest that, due to the electronic demands of the boron cluster and the lability of halide or pseudohalide leaving groups, the ethyl chain of transient species {**12**⁻} is prone to the dissociation of the terminal halide of the pseudohalide group *via* an elimination mechanism. A proton in the beta position in the resulting electro-neutral intermediate {**13**} is then either abstracted by a nucleophile, *i.e.* free halide, methanesulfonate, or triflate anions, or simply released by thermal treatment, resulting in the formation of an unsaturated bond present in another assumed transient species {**14**⁻}. The reaction then proceeds as hydroboration of the double bond by the most hydridic B^{δ+}(8')-H^{δ-} hydrogen atom that results in an intramolecular cyclization reaction providing the five membered cyclic moiety (considering also the involvement of a Co(III) central atom) present in the final isolatable product **15b**⁻. On the other hand, the substitution proceeds also on the B^{δ+}(7')-H^{δ-} bond that is in the *vicinal* position to one carbon atom and has a comparatively lower electron density. The direct substitution of this boron position has never been described before in the literature. The reason could be that most of the reactions on the B(8) site proceed *via* Electrophile Induced Nucleophilic Substitution (EINS), which is different from the mechanism outlined here.



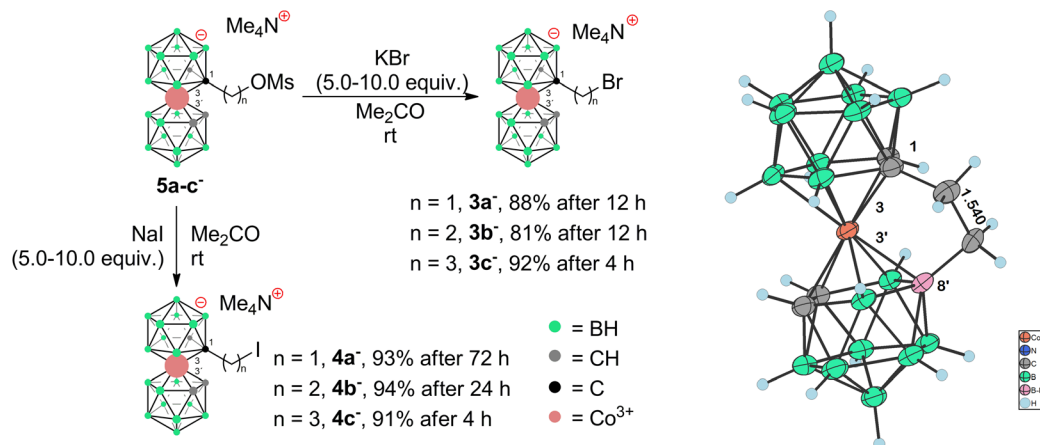
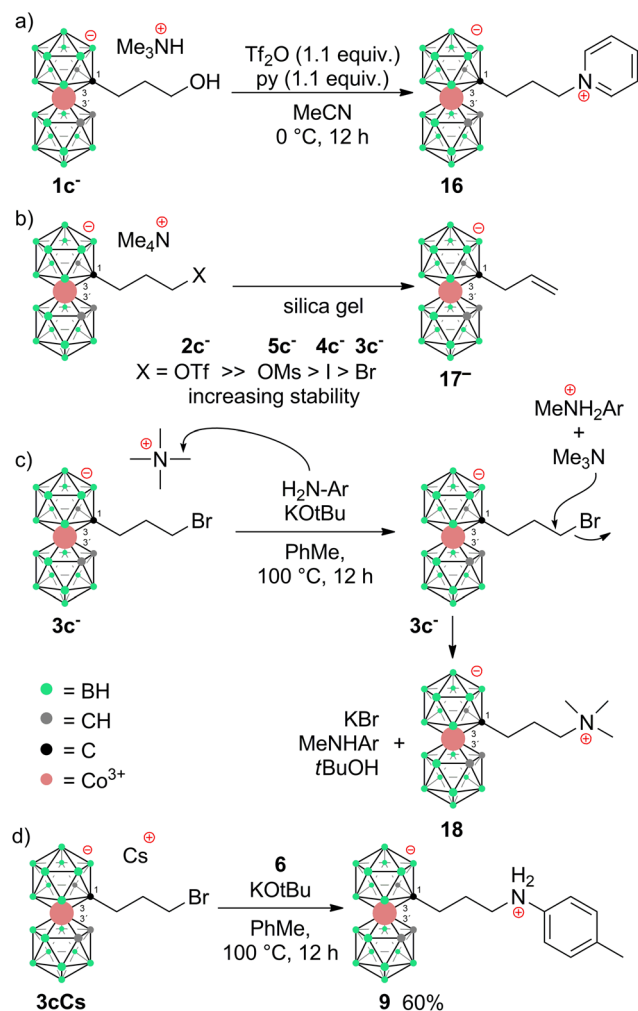


Fig. 2 Left: the proposed mechanism for the formation of $\text{Me}_4\text{N15a,b}$. Right: the X-ray structure of $\text{Me}_4\text{N15b}$ plotted for $t = 0$; for crystallographic parameters, selected interatomic distances and angles see Table S1 in the ESI.†

All new compounds were unequivocally characterized by NMR, HRMS, and, in the case of the $\text{Me}_4\text{N15b}$ species, single-crystal X-ray crystallography. The crystal structure of $\text{Me}_4\text{N15b}$ is incommensurately modulated, with q -vector $0.4584(2) \mathbf{b}^*$ and superspace symmetry $P2_1/n(0\beta 0)00$. The q -vector is necessary to index satellite reflections in the diffraction pattern, for which three Miller indices cannot be described because the q -vector components are not simple rational numbers. With reflections indexed by more than four indices, the modulated structure must be calculated in a $(3 + 1)$ -dimensional superspace, with a four-dimensional unit cell and each atom described by a modulation function. The crystal structure is then obtained as a three-dimensional section through the superspace, where the t coordinate defines the position of the section. By changing t in the $\langle 0,1 \rangle$ interval, we can obtain all possible configurations of the modulated structure. More details about modulated structures can be found in ref. 47. The ion 15b^- is rigid and asymmetric due to the presence of the bridge. The asymmetric part of the incommensurately modulated structure of 15b^- is shown in Fig. 2 for $t = 0$. The crystal structure of 15b^- was refined with Jana2020⁴⁸ as two independent rigid bodies $[(\text{C}_2\text{B}_9\text{H}_{10})^{2-}]$ and free Co atoms and the bridging C_2H_4 . We found that the molecule was harmonically modulated with large modulation amplitudes of about 0.6 Å and, despite modulations, the whole molecule was rigid, with the $\text{C22a-C12a-B91a-B81a}$ torsion angle lying between 151.4° and 154.4° , and the dihedral $(\text{C11a-C21a-B71a-B91a-B81a})-(\text{C12a-C22a-B92a-B82a-B72a})$ angle lies between 3.2° and 4.6° . The bond length between carbon atoms in the ethylene bridging unit corresponds to 1.535 Å, which indicates the presence of a simple bond. The large torsion angle corresponds rather to a *transoid*-conformation of the ligand planes. As has been discussed previously in the literature,⁴⁹ this conformation is rare, and in fact, could be seen only in solid-state structures of the caesium salt of the parent ion and compounds substituted with heavier halogens or heterosubstituted with Ph and iodine. In the latter case, the formation of H-Hal



Scheme 4 (a) Zwitterionic pyridinium molecule **16**, (b) expected transient elimination product **17**, (c) the disproportionation of the TMA cation and the formation of **18**, and (d) reaction of the 3cCs salt tested as an alternative.



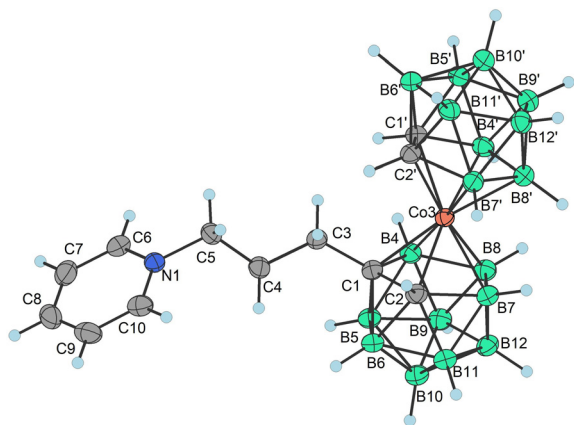


Fig. 3 Molecular structure of **16** (CCDC 2246097,[†] ellipsoids drawn at the 50% probability level). Selected interatomic distances [Å] and angles [°]: Co3–B4 2.064(3), Co3–B7 2.100(3), Co3–C1' 2.064(3), Co3–B8 2.091(3), Co3–C1 2.108(2), Co3–C2 2.083(3), Co3–B8' 2.113(3), Co3–B7' 2.094(3), Co3–C2' 2.051(3), Co3–B4' 2.118(3), B4–Co3–B7 85.16(12), B4–Co3–B8 49.43(11), B4–Co3–B7' 173.50(12), B7–Co3–B8 51.13(12), C2–Co3–C1 47.55(10), B7–Co3–C1 84.49(11), B7'–Co3–C1 133.56(11), B8–Co3–C1 84.03(11), B4–Co3–B8' 127.92(12), B4–Co3–B4' 96.25(12), C2–Co3–B7' 94.44(12), C2–Co3–B8' 131.07(11), C2–Co3–B4' 178.52(11), C2–Co3–B7 50.57(12), C2–Co3–B8 86.31(13), B7'–Co3–B8' 50.81(13), B7'–Co3–B4' 86.97(13), B7'–Co3–B7 88.44(13), B8'–Co3–B4' 50.31(12), B7–Co3–C1 84.49(11), B7–Co3–B8' 90.29(12), B7–Co3–B4' 130.01(12), B8–Co3–B7' 124.89(12), B8–Co3–B8' 88.95(13), and B8–Co3–B4' 93.26(13).

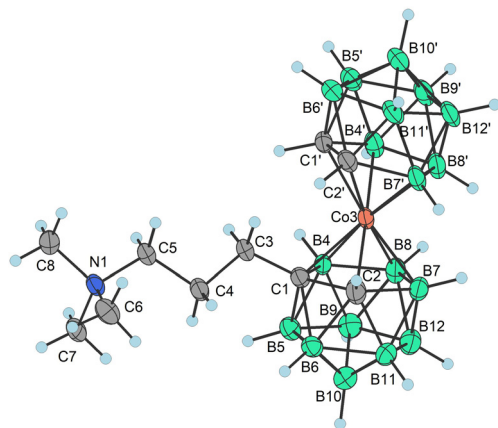


Fig. 4 Molecular structure of **18** (CCDC 2246098,[†] ellipsoids drawn at the 50% probability level). Selected interatomic distances [Å] and angles [°]: Co3–C1' 2.0499(16), Co3–C1 2.1067(16), Co3–C2' 2.0736(16), Co3–C2 2.0572(17), Co3–B4' 2.0914(18), Co3–B8' 2.1230(19), Co3–B4 2.0905(19), Co3–B7' 2.1085(19), Co3–B7 2.1085(19), Co3–B1 2.0998(19), Co3–B7 2.0854(19), C2'–Co3–B1 170.40(7), C2'–Co3–B7 135.79(7), C2–Co3–C1 46.67(6), C2–Co3–C2' 104.93(7), C2–Co3–B4' 171.75(7), C2–Co3–B8' 125.79(7), C2–Co3–B4 82.35(7), C2–Co3–B7' 95.70(7), C2–Co3–B1 84.67(7), C2–Co3–B7 49.43(7), B4'–Co3–C1 135.89(7), B4'–Co3–B8' 50.91(7), B4'–Co3–B7' 86.89(7), B4'–Co3–B187.81(8), B4–Co3–C1 47.73(7), B4–Co3–B4' 95.53(8), B4–Co3–B8' 133.36(7), B4–Co3–B7' 175.99(7), B4–Co3–B1 50.88(7), B7'–Co3–B8' 50.53(7), B1–Co3–C1 84.48(7), B1–Co3–B8' 91.53(7), B1–Co3–B7' 132.57(7), B7–Co3–C1 84.34(7), B7–Co3–B4' 122.64(8), B7–Co3–B8' 87.49(7), B7–Co3–B4 87.10(8), B7–Co3–B7' 94.30(7), and B7–Co3–B1 51.21(7).

or B–H–Ar bonds is apparently responsible for *transoid*-arrangement.^{50,51} The conformations of all other substituted derivatives reported in CCDC correspond to *cisoid* or *gauche*-arrangement. Therefore, the high torsion angle observed in this structure is unique between the substituted derivatives of the COSAN ion, and in particular when considering bridge structures with a restrained geometry.² In turn, the dihedral angle between (C11a C21a B71a B91a B81a) and (C12a C22a B92a B82a B72a) is small, with a mean value of 3.9°, which is in line with the diatomic character of the bridge.

The Me₄N⁺ cation (TMA) molecule was refined as a rigid body flipping between two major configurations following the crenel modulation function.⁵² Moreover, each position is accompanied by another rotated minor occupied position following the same crenel function. The difference between disordered and modulated structures consists of the presence of satellites. Disordered structures contain statistically distribu-

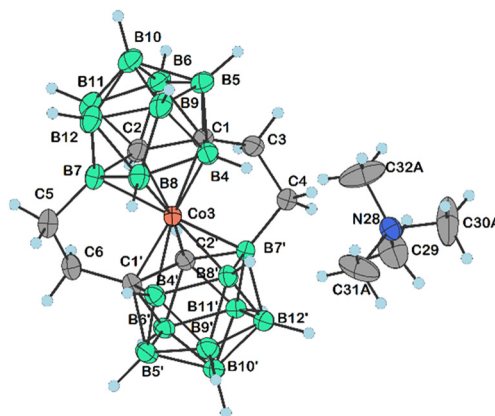


Fig. 5 Molecular structure of **20a⁻** (CCDC 2313358,[†] ellipsoids drawn at the 50% probability level). The CH₂Cl₂ solvent molecule has been omitted for clarity. Selected interatomic distances [Å] and angles [°]: C4–C3 1.532(3), C6–C5 1.538(3), C1–C3 1.528(3), C2–C1 1.666(3), C2'–C1' 1.659(3), C1'–C6 1.530(3), B7–C5 1.604(3), C2–B7 1.718(3), B6'–C1' 1.739(3), C4–B7' 1.590(3), C1–B6 1.737(3), Co3–C2' 2.022(2), Co3–C2 2.030(2), Co3–C1 2.037(2), Co3–B4' 2.089(2), Co3–B7 2.081(2), Co3–C1' 2.039(2), Co3–B42.076(2), Co3–B8' 2.119(2), Co3–B7' 2.078(2), Co3–B8 2.101(2), B7–B11, 1.811(4), B7–B12 1.786(4), B7–B8 1.812(3), C1'–B5' 1.705(3), B11'–B7' 1.802(3), B12'–B7' 1.775(3), B8'–B7' 1.808(3), C3–C1–C2 120.10(17), C1–C3–C4 112.39(17), C6–C5–B7 111.04(17), C3–C4–B7' 110.18(16), C1–Co3–B4' 167.46(9), C1–Co3–B7 86.25(9), C1–Co3–C1' 142.61(8), C3–C1–Co3 108.09(13), B7'–Co3–B8 143.56(9), B8–Co3–B8' 102.03(10), C1'–C2'–Co3 66.46(10), C1'–C2'–B7' 112.63(15), B11'–C2'–B7' 63.96(13), C1–C2–B7 112.58(16), C5–B7–C2 119.74(18), C5–B7–B11 122.89(18), C5–B7–B12 129.47(18), C5–B7–B8 125.47(18), B6–C2–B7 115.99(17), C1'–B6'–B10' 105.71(16), C1'–B6'–B11' 105.08(15), C2–C1–B4 109.48(15), C3–C1–B5, 119.70(17), C3–C1–B4 122.19(17), C3–C1–B6 115.93(17), C1'–B4'–B8' 106.83(16), C2–B7–B8 104.15(16), C5–B7–Co3 106.05(15), B11–B7–Co3 116.05(14), B11–B7–B8 107.05(18), C2'–C1'–Co3 65.33(10), C2'–C1'–B4' 109.46(15), C6–C1'–Co3 108.27(14), C6–C1'–C2' 119.40(16), C6–C1'–B6' 114.83(16), C6–C1'–B4' 123.11(17), C6–C1'–B5' 120.21(17), C1'–C6–C5 112.07(17), C1–B4–Co3 64.31(10), B8–B4–Co3 65.29(11), B4'–B8'–B7' 106.63(15), C2–B6–C1 57.67(12), C2'–B7'–Co3, 63.52(10), C2'–B7'–B8' 104.33(15), C4–B7–Co3 106.78(14), C4–B7–C2' 120.76(17), C4–B7'–B11' 122.04(17), C4–B7'–B12' 127.90(17), C4–B7'–B8' 125.12(17), B8'–B7'–Co3 65.65(10), B7–B8–Co3 63.78(11), and B4–B8–B7 106.86(17).



ted variants of configurations, which do not possess translation periodicity and, therefore, cannot give rise to additional Bragg peaks. Modulated structures contain variants of configurations, which exhibit translation periodicity in the superspace, giving rise to additional Bragg peaks – satellites. The crystal structure of $\text{Me}_4\text{N15b}$ is a rare example of an incommensurately modulated disordered structure because the major and minor variants of the TMA configuration cannot be separated (this is the disorder) while their flipped positions possess the translational periodicity in the superspace and are described by the modulation function.

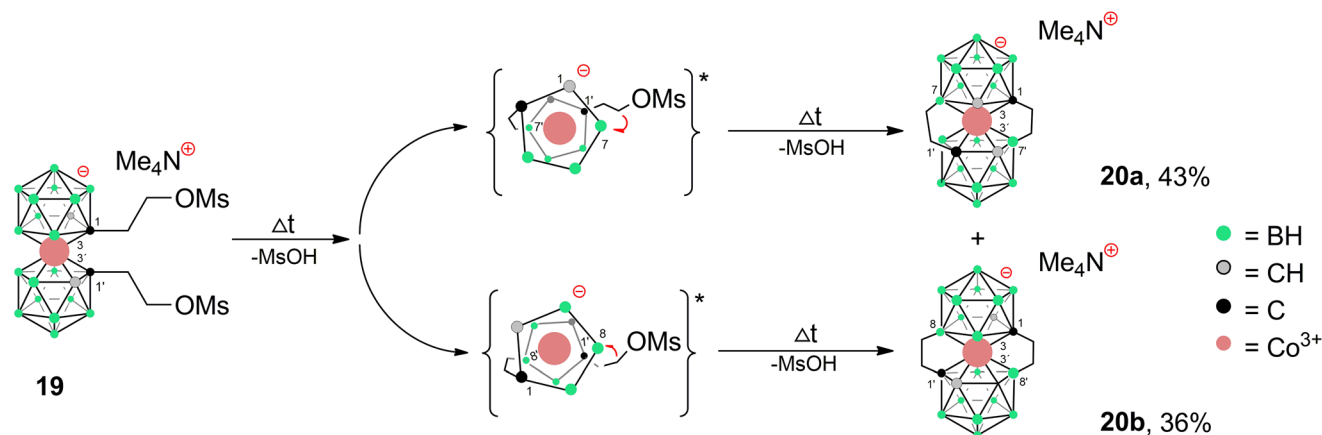
The extraordinarily strong modulation amplitudes in the crystal structure of $\text{Me}_4\text{N15b}$ can be explained by missing hydrogen bonds. Fig. S2 (see the ESI†) shows the TMA molecule surrounded by the four nearest $[1,8'\text{-}\mu\text{-CH}_2\text{CH}_2\text{-}(1,2\text{-C}_2\text{B}_9\text{H}_{10})_2\text{-}3,3'\text{-Co}]^-$ anions plotted for two t values. We can see that TMA flips, probably when some neighbouring cages come too close, causing H–H repulsion.

It should be noted that COSAN ions bridged between carbon atoms by alkyl chain groups are known from the literature; all of which had been prepared by tedious indirect methods of cobalt insertion into modified dicarbollide ions.^{2,53} Only a solitary report on a similar compound prepared *via* direct substitution can be found in the literature that also supports the proposed mechanism.⁵⁴ In this case, an unsaturated symmetrically located ethylene bridge that interconnects two boron (B8,8') positions formed under Pd catalysed reaction between the trimethylsilyl alkyne and the B(8)–I derivative of the COSAN anion in the presence of CuI and DIPEA. Also here, the hydroboration mechanism is considered as being essential for the observed intramolecular cyclization along with the cooperative action of B–I and B–H sites of the boron cage.

The second isomer $15a^-$ did not crystallize well and could be characterized only by spectroscopic methods. However, its

structure should parallel the pattern observed in the di-substituted species (see in the paragraph below). Additional support for the proposed mechanism could follow from later observations showing that compound 15^- is also a common product of thermal degradation ($>60^\circ\text{C}$) of the methanesulfonate ester $5b^-$ either in solution or in the solid state. Indeed, the synthesis of the solid ester proved finally as the most convenient method for the preparation of the isomeric bridged products $15a,b^-$. The bridged product(s) could be observed by HRMS during the esterification of ethyl hydroxy derivative $5c^-$ using Tf_2O in the presence of pyridine. Compound 15^- also formed during the purification processes of alkyl triflate $2c^-$ and iodo derivatives $4b^-$ on silica gel. Therefore, for an ethylene connector, all these conditions easily result in the molecule being asymmetrically substituted with an ethylene bridge.

Surprisingly enough, this intramolecular cyclization has almost not appeared while reacting, heating or purifying propylbromo derivative $3b^-$. Indeed, the derivative $3b^-$ is stable enough to withstand flash chromatography on silica gel and can also be smoothly precipitated from water as its Me_4N^+ salt. However, it should be noted that this salt must be rapidly isolated by filtration and dried in a vacuum. Thus, considering the length of the alkyl pendant arm, the reaction pathways are significantly altered going from the propyl to ethyl chain. This can be reasonably ascribed to the proximal effect of the COSAN ion. This is shown here in the simplest model of (pseudo)halide terminal groups. We believe, such substantial alterations in the reaction pathway, depending on the length of the pendant arm, reflect the unique properties of the boron cluster ions. Apparently, the energetically favourable formation of a five membered cycle contributes to the formation of a stable bridging arrangement. As follows from the observations of several minor products, a tendency to undergo unexpected substitution or elimination pathways was also observed for the corresponding propyl halides. The first isolated product corres-



Scheme 5 Thermally induced cyclization reaction of *rac*-dimesyl ester $19\text{Me}_4\text{N}^{38}$ leading to doubly-bridged products $20a,b$. Reaction conditions: 95°C , 60 h; two step formation of isomers is assumed. Two transient singly-bridged isomers with a restrained geometry and a favourably short distance between $\text{C}(1')\text{-B}(7)$ and $\text{C}(1')\text{-B}(8)$ sites (around 2.9 \AA in the XRD pattern of products $20a,b$) are expected to form in the first step. This is considered as the main factor responsible for the regioselective formation of the second bridge, because of the significantly longer distance (over 3.5 \AA in $20a,b$) between $\text{C}(1')$ and other boron sites. *Only the ligand planes around the cobalt atoms are drawn for clarity in the reaction intermediates.



ponds to the expected pathway, *i.e.* the S_N2 -type reaction product is the propylpyridinium derivative $[(1-(C_6H_5N)-(CH_2)_3-1,2-C_2B_9H_{10})(1',2'-C_2B_9H_{11})-3,3'-Co]^0$ **16** formed spontaneously in small quantities in reactions of **2c⁻** when pyridine was used as a base. This compound could be isolated and characterized by crystallography (Scheme 4a; X-ray structure in Fig. 3). Also, we observed a mass $m/z = 364$, which corresponds to the product of elimination of the terminal halide groups and it can be formulated as an allyl derivative $\{17^-\}$ (Scheme 4b). Again, this ion proved to be extremely unstable and underwent a variety of subsequent reactions. However, we could not confirm the final hydroboration step and formation of a triatomic bridge in this case since the exact masses of $\{17^-\}$ and the bridge product are the same. We could get some evidence about bridge formation from a combination of analytical HPLC and MS, which showed several peaks of the same mass. However, the mixture of products was richer in this case, which precluded the isolation of pure compounds. This product appeared repeatedly during every experiment using propyl derivatives **2c⁻** to **4c⁻**, and Ms ester **5c⁻**, and could be observed in HRMS of the reaction mixtures.

Apparently, the species $\{17^-\}$ formed as a thermal decomposition product of **2c⁻**. It was also observed during the chromatographic separation of **4c⁻** and **5c⁻** on silica gel as a side product that results upon thermal degradation of these compounds at temperatures higher than 60 °C. Based on the lowest relative abundance of the $\{17^-\}$ derivative observed in the reaction mixtures of propylbromide **3c⁻** we conclude that the latter derivative is the most stable and suitable compound for alkylation of its amine groups. This also correlates with the leaving group's ability to be released from the C–Br bond.^{55,56}

Another side product, which we were able to isolate and characterize is the zwitterionic compound of the formula $[(1-(CH_3)_3N-(CH_2)_3-1,2-C_2B_9H_{10})(1,2-C_2B_9H_{11})-3,3'-Co]^0$ (**18**). This compound was fully characterized including by XRD. We suppose that during the reaction, the TMA counter ion disproportionates thermally with anilines⁵⁷ or undergoes Hofmann elimination of tertiary amines producing Me_3N which is more basic and nucleophilic than the aromatic amines (Scheme 4c; X-ray structure in Fig. 4).⁵⁸ Therefore, we have tried the preparation of **9** under alternative reaction conditions using the Cs^+ salt of **3c⁻** as a starting material, see the ESI† The exchange of the cation prevented the formation of **18**; however, the overall yield of **9** was not improved, and the formation of 17^- (Scheme 4d) could be still seen. Suitable single crystals of **16** and **18** were obtained and the compounds were characterized using single crystal XRD analysis (see Fig. 4 and 5, and the ESI† for structural refinement and crystallographic data). The molecular structures of **16** and **18** unambiguously confirmed the particular type of substitution and the zwitterionic character of both compounds. As we found later, the thermal decomposition of C(1), C(1') disubstituted ethyl methanesulfonyl ester, *rac*- $[(1,1'-(MsOC_2H_4)_2-1,2-C_2B_9H_{10})_2-3,3'-Co]Me_4N$ (**19**)^{6,9,37} at 90 °C for 48 h provides high yields of an isomeric mixture consisting of doubly bridged compounds $[(1,7-\mu-C_2H_4-1,2-C_2B_9H_9)_2-3,3'-Co]Me_4N$ (**Me₄N20a**) and $[(1,8-\mu-C_2H_4-1,2-$

$C_2B_9H_9)_2-3,3'-Co]Me_4N$ (**Me₄N20b**) (see Scheme 5 and Fig. 5 and 6).

Both isomers were separated by RP chromatography and crystallized (see the ESI†). The molecular structures determined by XRD are depicted in Fig. 5 and 6. Such a type of doubly bridged substitution has no precedent in the chemistry of the COSAN ion and produces an even more rigid and highly twisted arrangement of boron planes adjacent to the cobalt atom (Fig. 7). The bonds between carbon atoms have aliphatic character, the C–C distance in the ethylene bridges correspond to 1.53 and 1.54 Å in **20a⁻** and 1.54 and 1.56 Å in **20b⁻**, respectively. The substitution apparently forms uniformly *via* the doubly-repeated hydroboration reaction mechanism described above for the monosubstituted compound(s) and is

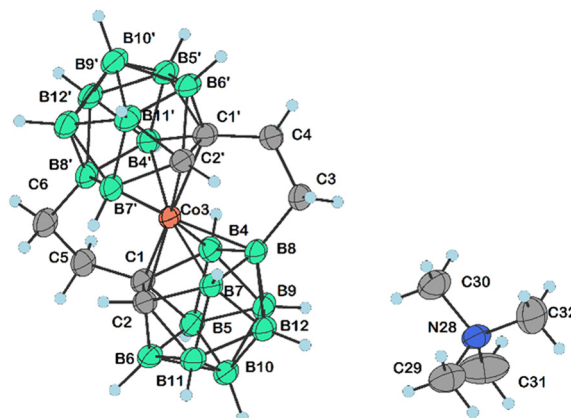


Fig. 6 Molecular structure of **20b⁻** (CCDC 2313381,† ellipsoids drawn at the 50% probability level). Selected interatomic distances [Å] and angles [°]: C4–C3 1.541(4), C6–C5 1.556(4), C1–C5 1.536(3), C4–C1' 1.535(4), C1–C2 1.645(4), C1'–C2' 1.646(4), Co3–C1 2.026(2), Co3–C1' 2.024(3), Co3–B7 2.088(3), Co3–B4 2.076(3), Co3–B4' 2.082(3), Co3–B8 2.106(3), Co3–B7' 2.080(3), C2'–B7' 1.709(4), C1–B4 1.736(4), C1–B6 1.745(4), C1–B5 1.723(4), C1'–B4' 1.733(4), C1'–B6' 1.742(4), C1'–B5' 1.708(4), C6–B8' 1.610(4), B7–B8 1.803(5), B4–B8 1.807(4), C3–B8 1.613(4), B8–B12 1.807(4), B8–B9 1.797(4), B8'–B12' 1.811(4), B8'–B9' 1.805(4), C1–C5–C6 113.1(2), C5–C1–C2 119.5(2), C1'–C4–C3 113.1(2), C4–C1'–C2' 119.8(2), C4–C3–B8 110.9(2), C5–C1–B4 123.4(2), C5–C1–B6 115.4(2), C5–C1–B5 120.1(2), C1–C2–B7 112.6(2), C1–C2–B11 112.8(2), C2–C1–B4 109.51(19), C2–C1–B5 108.6(2), C5–C1–Co3 109.04(17), B4–C1–B6 112.0(2), B6–C1–Co3 122.11(17), B5–C1–Co3 122.28(17), C2'–C1'–B4' 109.4(2), C2'–C1'–B5' 108.9(2), C4–C1'–Co3 109.46(17), C4–C1'–B4' 123.6(2), C4–C1'–B6' 114.7(2), C4–C1'–B5' 119.3(2), B6'–C1'–Co3 122.21(19), B5'–C1'–Co3 122.67(18), C5–C6–B8' 110.5(2), B11–B7–B8 109.2(2), C1–B4–B8 106.4(2), C1–B4–B9 105.7(2), B5–B4–B8 108.6(2), C1'–B4'–Co3 63.32(13), C1'–B4'–B8' 106.5(2), C1'–B4'–B9' 105.4(2), B5'–B4'–B8' 109.3(2), B7–B8–B4 106.0(2), B4–B8–B12 106.2(2), C3–B8–Co3 105.42(18), C3–B8–B7 121.8(2), C3–B8–B4 119.8(2), C3–B8–B12 128.6(2), C3–B8–B9 127.3(2), B12–B8–Co3 115.19(19), B9–B8–Co3 115.32(17), B9–B8–B7 105.8(2), C6–B8'–Co3 105.38(18), C6–B8'–B4' 120.6(2), C6–B8'–B7' 121.1(2), C6–B8'–B12' 128.3(2), B4'–B8'–B12' 105.6(2), B7'–B8'–B9' 105.4(2), B12'–B8'–Co3 115.45(18), B9'–B8'–Co3 114.74(18), B12'–B7'–Co3 118.1(2), B11'–B7'–B8' 109.1(2), B10–B12–B8108.7(2), B11–B12–B8 109.1(2), C1'–B6'–B11' 105.0(2), C1'–B6'–B10' 105.8(2), B11'–B12'–B8' 108.5(2), B10'–B12'–B8' 109.1(2), C1–B6–B10 106.1(2), C1–B6–B11 105.4(2), C1–B6–B5 59.02(17), B10–B9–B8 109.3(2), B5–B9–B8 108.8(2), and C1'–B5'–B10' 106.8(2).



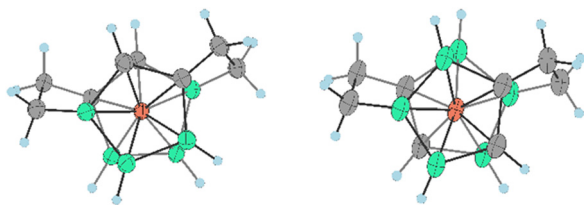


Fig. 7 Orientation of skeletal carbon atoms in ligand planes adjacent to the cobalt atom and the ethylene bridging groups in the bis(bridged) anions **20a⁻** (left) and **20b⁻** (right). For selected angles see the Fig. 6 caption.

shown in Fig. 2. Apparently, the mechanism is stepwise, which is supported by MS analysis of the reaction mixtures in early stages of thermal conversion, which shows clearly the molecular peak of a singly bridged $\{(\mu\text{-C}_2\text{H}_4)(\text{MsOC}_2\text{H}_4)\text{-}(1,2\text{-C}_2\text{B}_9\text{H}_{10})\text{-}2\text{-}3,3'\text{-Co}\}$ intermediate product (not isolated). Also, the second cyclization step proceeds easily starting from two isomeric species bridged in positions identical to **Me₄N15a** and **Me₄N15b** (Fig. 2 and Scheme 5). This results in the clean formation of two isomers with the largest separations between both bridging groups. The two isomeric anions **20a, b⁻** thus exhibit two ethylene “handles” on each side of the cluster anion that are mutually twisted forming a propeller shape. Such an arrangement conforms to axial chirality due to the twisting of the carbon positions and the zig-zag orientation of the ethylene units (see Fig. 7). The torsion angles between C1, C2 and C1', C2' atoms are 54.5° and 163.4° and the conformation is thus close to *gauche*- and *transoid*-arrangements, respectively.

Conclusions

We have successfully created new carbon-bound alkyl halides of the COSAN(1-) ion with excellent yields, avoiding the common issue of side skeletal halogenations on boron atoms that often occur with hydrohalogenic acids. The terminal halogen atoms in these products, especially for bromo derivatives, are poor leaving groups that can withstand the relatively high temperatures necessary for the subsequent nucleophilic substitution with low nucleophilic amino groups in anilines. These alkyl halides could be crucial for advancing the metallacarborane chemistry. The reactions with aromatic amines reliably yield good amounts of COSAN substituted with terminal propylaniline groups, a result hard to achieve through other methods. While propylene halides provided expected yields, congeners with a halogen atom adjacent to the anionic and bulky cage with a shorter pendant arm showed significantly different and unexpected reactivity. Here, we describe a previously unknown intramolecular cyclization reaction leading to substitution with an ethylene bridge between C(1) and B(7') or B(8') sites of the cobaltacarborane cage. The distinct reactivity of terminal groups, different from common organic or ferrocene chemistry, highlights the influence of the

bulky anionic cluster anion. Beyond high steric strain and anionic charge, these pathways may involve reactions with electron-rich hydridic B–H bonds in the ligand planes attached to the cobalt atom. Under specific conditions, this can result in *ansa*-substitution with an ethylene bridge, producing compounds with a restrained geometry seen in isomeric products **15a, b⁻**. Surprisingly, these pathways can also be utilized in the high-yield synthesis of bis(bridged) derivatives **20a, b**. All *ansa*-substituted compounds exhibit a rigid arrangement of highly twisted ligand planes, potentially serving as an asymmetric platform for generating chiral COSAN derivatives with various functional groups. Preliminary observations suggest that aromatic amine derivatives of the COSAN(1-) ion effectively target several bacterial strains in ongoing studies.

Data availability

The ESI[†] can be found at the RSC website including complete experimental methods, spectral data, ¹H, ¹¹B and ¹³C NMR spectra, and crystallographic data (pdf). Video (gif) and cif files of the modulated structure **Me₄N15** are attached as separate files.

Author contributions

J. N. and B. G. designed experiments and supervised the experimental work, E. T. contributed to synthesis, separation of compounds and NMR characterization, and D. B. performed characterization using LC-MS and MS techniques. M. L. and M. D. performed X-ray structure measurements and refining of the structures. J. N. was responsible for preparing the final version of the MS, and B. G. and M. D. contributed to writing and editing of the manuscript.

Conflicts of interest

There are no conflicts to declare.

Acknowledgements

This project was supported by the Czech Science Foundation, project number 21-14409S. The XRD analysis of **Me₄N15** involved the use of resources from the Czech Nanolab infrastructure (MEYS CR, project LM2023051).

References

- 1 M. F. Hawthorne and T. D. Andrews, *Chem. Commun.*, 1965, **19**, 443.
- 2 R. N. Grimes, *Carboranes*, Academic Press, 2016.



- 3 B. P. Dash, R. Satapathy, B. R. Swain, C. S. Mahanta, B. B. Jena and N. S. Hosmane, *J. Org. Chem.*, 2017, **849**–850, 170–194.
- 4 R. N. Grimes, in *Metallacarboranes of the transition and lanthanide elements*, ed. A. Press, Elsevier, London, UK, 2016, pp. 711–903.
- 5 I. B. Sivaev and V. I. Bregadze, *Collect. Czech. Chem. Commun.*, 1999, **64**, 783–805.
- 6 L. Pazderová, E. Z. Tüzün, D. Bovol, M. Litecká, L. Fojt and B. Grüner, *Molecules*, 2023, **28**, 6971.
- 7 Z. J. Leśnikowski, E. Paradowska, A. B. Olejniczak, M. Studzińska, P. Seekamp, U. Schuessler, D. Gabel, R. F. Schinazi and J. Plešek, *Bioorg. Med. Chem.*, 2005, **13**, 4168–4175.
- 8 I. Fuentes, T. García-Mendiola, S. Sato, M. Pita, H. Nakamura, E. Lorenzo, F. Teixidor, F. Marques and C. Viñas, *Chem. – Eur. J.*, 2018, **24**, 17239–17254.
- 9 P. Řezáčová, J. Pokorná, J. Brynda, M. Kožíšek, P. Cígler, M. Lepšík, J. Fanfrlík, J. Řezáč, K. Grantz Šašková, I. Siegllová, J. Plešek, V. Šícha, B. Grüner, H. Oberwinkler, J. Sedláček, H.-G. Kräusslich, P. Hobza, V. Král and J. Konvalinka, *J. Med. Chem.*, 2009, **52**, 7132–7141.
- 10 P. Cígler, M. Kožíšek, P. Řezáčová, J. Brynda, Z. Otwinowski, J. Pokorná, J. Plešek, B. Grüner, L. Dolečková-Marešová, M. Mása, J. Sedláček, J. Bodem, H. G. Kräusslich, V. Král and J. Konvalinka, *Proc. Natl. Acad. Sci. U. S. A.*, 2005, **102**, 15394–15399.
- 11 B. Grüner, M. Kugler, S. El Anwar, J. Holub, J. Někvinďa, D. Bovol, Z. Růžičková, K. Pospíšilová, M. Fábry, V. Král, J. Brynda and P. Řezáčová, *ChemPlusChem*, 2021, **86**, 352–363.
- 12 B. Grüner, J. Brynda, V. Das, V. Šícha, J. Štěpánková, J. Někvinďa, J. Holub, K. Pospíšilová, M. Fábry, P. Pachel, V. Král, M. Kugler, V. Mašek, M. Medvedíková, S. Matějková, A. Nová, B. Lišková, S. Gurská, P. Džubák, M. Hajdúch and P. Řezáčová, *J. Med. Chem.*, 2019, **62**, 9560–9575.
- 13 I. Bennour, M. N. Ramos, M. Nuez-Martinez, J. A. M. Xavier, A. B. Buades, R. Sillanpaa, F. Teixidor, D. Choquesillo-Lazarte, I. Romero, M. Martinez-Medina and C. Vinas, *Dalton Trans.*, 2022, **51**, 7188–7209.
- 14 W. Swietnicki, W. Goldeman, M. Psurski, A. Nasulewicz-Goldeman, A. Boguszewska-Czubara, M. Drab, J. Sycz and T. M. Goszczynski, *Int. J. Mol. Sci.*, 2021, **22**, 6762.
- 15 I. Romero, M. Martinez-Medina, C. Camprubi-Font, I. Bennour, D. Moreno, L. Martínez-Martínez, F. Teixidor, M. A. Fox and C. Viñas, *Organometallics*, 2020, **39**, 4253–4264.
- 16 Y. Zheng, W. Liu, Y. Chen, H. Jiang, H. Yan, I. Kosenko, L. Chekulaeva, I. Sivaev, V. Bregadze and X. Wang, *Organometallics*, 2017, **36**, 3484–3490.
- 17 K. Fink and M. Uchman, *Coord. Chem. Rev.*, 2021, **431**, 213684–213694.
- 18 E. Vaňková, K. Lokočová, O. Matátková, I. Křížová, J. Masák, B. Grüner, P. Kaule, J. Čermák and V. Šícha, *J. Org. Chem.*, 2019, **899**, 120891–120899.
- 19 E. Kvasničková, J. Masák, J. Čejka, O. Matátková and V. Šícha, *J. Org. Chem.*, 2017, **827**, 23–31.
- 20 B. Grüner, J. Plešek, J. Báča, I. Císařová, J. F. Dozol, H. Rouquette, C. Viñas, P. Selucký and J. Rais, *New J. Chem.*, 2002, **26**, 1519–1527.
- 21 B. Grüner, M. Kvíčalová, J. Plešek, V. Šícha, I. Císařová, M. Lučaníková and P. Selucký, *J. Org. Chem.*, 2009, **694**, 1678–1689.
- 22 B. Grüner, J. Rais, P. Selucký and M. Lučaníková, in *Boron Science, New Technologies and Applications*, ed. N. S. Hosmane, CRC Press, Boca Raton, London, New York, 2012, ch. 19, pp. 463–490.
- 23 J. Rais and B. Grüner, in *Solvent Extraction, Ion Exchange*, ed. Y. Marcus and A. K. SenGupta, Marcel Dekker, New York, 2004, vol. 17, pp. 243–334.
- 24 R. Núñez, M. Tarrés, A. Ferrer-Ugalde, F. F. de Biani and F. Teixidor, *Chem. Rev.*, 2016, **116**, 14307–14378.
- 25 I. Guerrero, Z. Kelemen, C. Viñas, I. Romero and F. Teixidor, *Chem. – Eur. J.*, 2020, **26**, 5027–5036.
- 26 J. Plešek, S. Heřmánek, A. Franken, I. Císařová and C. Nachtigal, *Collect. Czech. Chem. Commun.*, 1997, **62**, 47–56.
- 27 J. Plešek, B. Štíbr and S. Heřmánek, *Collect. Czech. Chem. Commun.*, 1984, **49**, 1492–1496.
- 28 V. S. Arderiu, C. Vinas and F. Teixidor, *J. Organomet. Chem.*, 2015, **798**, 160–164.
- 29 L. Matel, F. Macásek, P. Rajec, S. Heřmánek and J. Plešek, *Polyhedron*, 1982, **1**, 511.
- 30 V. I. Bregadze, I. D. Kosenko, I. A. Lobanova, Z. A. Starikova, I. A. Godovikov and I. B. Sivaev, *Organometallics*, 2010, **29**, 5366–5372.
- 31 I. D. Kosenko, I. A. Lobanova, I. V. Ananyev, I. A. Godovikov, L. A. Chekulaeva, Z. A. Starikova, S. Qi and V. I. Bregadze, *J. Org. Chem.*, 2014, **769**, 72–79.
- 32 P. Farras, A. D. Musteti, I. Rojo, C. Vinas, F. Teixidor and M. E. Light, *Inorg. Chem.*, 2014, **53**, 5803–5809.
- 33 J. Plešek, B. Grüner, V. Šícha, V. Böhmer and I. Císařová, *Organometallics*, 2012, **31**, 1703–1715.
- 34 J. Někvinďa, V. Šícha, D. Hnyk and B. Grüner, *Dalton Trans.*, 2014, **43**, 5106–5120.
- 35 S. El Anwar, L. Pazderová, D. Bovol, M. Bakardjiev, Z. Růžičková, O. Horáček, L. Fojt, R. Kučera and B. Grüner, *Chem. Commun.*, 2022, **58**, 2572–2575.
- 36 S. El Anwar, Z. Růžičková, D. Bovol, L. Fojt and B. Grüner, *Inorg. Chem.*, 2020, **59**, 17430–17442.
- 37 J. Někvinďa, J. Švehla, I. Císařová and B. Grüner, *J. Org. Chem.*, 2015, **798**, 112–120.
- 38 L.-W. Zhan, L. Han, P. Xing and B. Jiang, *Org. Lett.*, 2015, **17**, 5990–5993.
- 39 G. Zhang, Z. Yin and S. Zheng, *Org. Lett.*, 2016, **18**, 300–303.
- 40 J. Gour, S. Gatadi, S. Malasala, M. V. Yaddanpudi and S. Nanduri, *J. Org. Chem.*, 2019, **84**, 7488–7494.
- 41 P. Linciano, M. Pizzetti, A. Porcheddu and M. Taddei, *Synlett*, 2013, 2249–2254.



- 42 Q.-Q. Li, Z.-F. Xiao, C.-Z. Yao, H.-X. Zheng and Y.-B. Kang, *Org. Lett.*, 2015, **17**, 5328–5331.
- 43 J. Nektivinda, M. Kugler, J. Holub, S. El Anwar, J. Brynda, K. Pospíšilová, Z. Růžicková, P. Řezáčová and B. Grüner, *Chem. – Eur. J.*, 2020, **26**, 16541–16553.
- 44 V. N. Kalinin, E. G. Rys, A. A. Tyutyunov, A. Z. Starikova, A. A. Korlyukov, V. A. Ol'shevskaya, D. D. Sung, A. B. Ponomaryov, P. V. Petrovskii and E. Hey-Hawkins, *Dalton Trans.*, 2005, 903–908.
- 45 S. Parihar, A. Kumar, A. K. Chaturvedi, N. K. Sachan, S. Luqman, B. Changkija, M. Manohar, O. Prakash, D. Chanda, F. Khan, C. S. Chanotiya, K. Shanker, A. Dwivedi, R. Konwar and A. S. Negi, *J. Steroid Biochem. Mol. Biol.*, 2013, **137**, 332–344.
- 46 Y. Chen, R. He, H. Song, G. Yu, C. Li, Y. Liu and Q. Wang, *Eur. J. Org. Chem.*, 2021, 1179–1183.
- 47 S. Van Smaalen, *Incommensurate crystallography*, OUP, Oxford, 2007.
- 48 V. Petříček, L. Palatinus, J. Plášil and M. Dušek, *Z. Kristallogr.*, 2023, **238**, 271–282.
- 49 E. J. Juárez-Pérez, R. Núñez, C. Viñas, R. Sillanpää and F. Teixidor, *Eur. J. Inorg. Chem.*, 2010, **2010**, 2385–2392.
- 50 I. Sivaev and I. Kosenko, *Russ. Chem. Bull.*, 2021, **70**, 753–756.
- 51 I. B. Sivaev, *Molecules*, 2017, **22**, 2201.
- 52 V. Petříček, V. Eigner, M. Dušek and A. Čejchan, *Z. Kristallogr.*, 2016, **231**, 301–312.
- 53 F. A. Gomez, S. E. Johnson, C. B. Knobler and M. F. Hawthorne, *Inorg. Chem.*, 1992, **31**, 3558–3567.
- 54 I. Rojo, F. Teixidor, R. Kivekäs, R. Sillanpää and C. Viñas, *J. Am. Chem. Soc.*, 2003, **125**, 14720–14721.
- 55 A. P. Bento and F. M. Bickelhaupt, *J. Org. Chem.*, 2008, **73**, 7290–7299.
- 56 M. B. Smith and J. March, *Advanced organic chemistry; March's advanced organic chemistry: reactions, mechanisms, and structure*, Wiley & Sons, 2001.
- 57 H. R. Snyder, R. E. Carnahan and E. R. Lovejoy, *J. Am. Chem. Soc.*, 1954, **76**, 1301–1304.
- 58 S. Tshepelevitsh, A. Kütt, M. Lõkov, I. Kaljurand, J. Saame, A. Heering, P. G. Plieger, R. Vianello and I. Leito, *Eur. J. Org. Chem.*, 2019, 6735–6748.

