


 Cite this: *Chem. Commun.*, 2024, 60, 1043

 Received 31st August 2023,  
 Accepted 8th December 2023

DOI: 10.1039/d3cc04282k

rsc.li/chemcomm

# Fluorophosphoniums as Lewis acids in organometallic catalysis: application to the carbonylation of $\beta$ -lactones†‡

 Marie-Hélène Pietraru,<sup>†</sup> Louise Ponsard, Nicolas Lentz, Pierre Thuéry,<sup>†</sup> Emmanuel Nicolas<sup>†\*</sup> and Thibault Cantat<sup>†\*</sup>

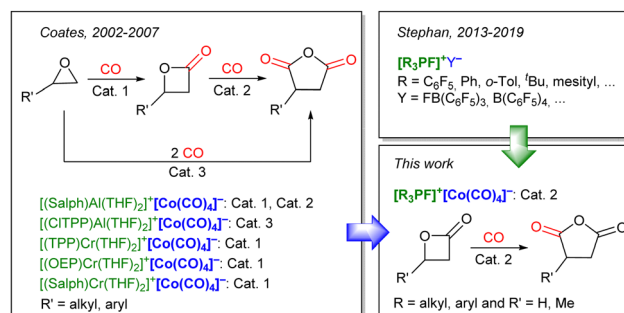
We describe the synthesis and characterisation of four organic Lewis acids based on fluorophosphoniums, with tetracarbonyl cobaltate as the counter-anion:  $[\text{R}_3\text{PF}]^+[\text{Co}(\text{CO})_4]^-$  (with R = *o*-Tol, Cy, <sup>i</sup>Pr, and <sup>t</sup>Bu). Their catalytic activity was investigated for the carbonylation of  $\beta$ -lactones to succinic anhydrides. In the presence of  $[\text{Bu}_3\text{PF}]^+[\text{Co}(\text{CO})_4]^-$  IV (3 mol%), 90% of succinic anhydride was afforded from  $\beta$ -propiolactone after 16 h at 80 °C, at a very mild pressure of 2 bar of carbon monoxide. Our study sets the first example of the use of a main-group cation as a Lewis acidic partner in the cobalt-catalyzed carbonylation of  $\beta$ -lactones.

Despite the description of syntheses and characterizations of some fluorophosphoniums since the 1960s,<sup>1</sup> their application as Lewis acidic catalysts only emerged recently. Since 2012,<sup>2</sup> the group of Stephan has reported an extensive array of fluorophosphoniums, which have contributed to the expansion of metal-free catalytic processes, for reactions such as hydrosilylation of ketones,<sup>3</sup> imines, nitriles, and olefins,<sup>4</sup> isomerization of olefins,<sup>4b</sup> hydrodefluorination of fluoroalkanes,<sup>4d,e,5</sup> dehydrocoupling of silanes with amines, alcohols,<sup>4d,e,5a</sup> acids, and thiols,<sup>6</sup> transfer hydrogenation of alkenes,<sup>6</sup> hydrodeoxygenation of ketones,<sup>4c,e,5a</sup> deoxygenation of phosphine oxides,<sup>7</sup> Friedel-Crafts dimerization,<sup>4d,e,5a</sup> Diels-Alder reaction, or Nazarov cyclization.<sup>8</sup>

Encouraged by these results, we envisioned extending the use of Lewis acidic fluorophosphoniums to organometallic catalysis, and transition metal-catalyzed carbonylation was chosen as a relevant application. Indeed, ring-expanding carbonylation of heterocycles has been reported using a combination of a Lewis acid and low-valent cobalt carbonyl species. The carbonylation of epoxides was first investigated by Alper *et al.* in 2001,<sup>9</sup> using various sources of cobalt carbonyl

complexes as catalyst, assisted by boronic Lewis acids ( $[\text{Co}_2(\text{CO})_8]/\text{PPNCl}$  or  $[\text{PPN}]^+[\text{Co}(\text{CO})_4]^-$ , assisted by  $\text{BF}_3 \cdot \text{Et}_2\text{O}$  or  $\text{B}(\text{C}_6\text{F}_5)_3$ , PPN = bis(triphenylphosphine)iminium). The reaction was improved in the following years by the group of Coates with porphyrin or salphen-based tetradentate chromium or aluminum Lewis acids to obtain unprecedented activity in the carbonylation of epoxides to lactones (Scheme 1, Cat. 1),<sup>10</sup> lactones to anhydrides (Scheme 1, Cat. 2),<sup>11</sup> or the direct double carbonylation of epoxides to anhydrides (Scheme 1, Cat. 3).<sup>12</sup> An aluminum phthalocyanine complex was also reported as a suitable Lewis acid for the carbonylation of epoxides.<sup>13</sup> Recently, the groups of Yoon<sup>14</sup> and of Dincă and Román-Leshkov<sup>15</sup> reported supported heterogeneous catalysts based on these tetradentate chromium or aluminum Lewis acids.

In these reactions, the role of the Lewis acidic cation is decisive for the activity of the catalytic system (Scheme 2):<sup>12</sup> the cation should be Lewis acidic enough to bind to the lactone and



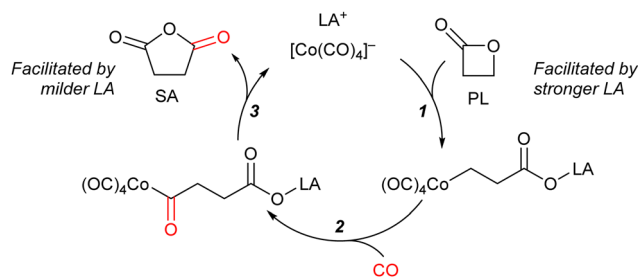
**Scheme 1** Left: Selected examples of  $[\text{Lewis acid}]^+[\text{Co}(\text{CO})_4]^-$  ion pairs reported by the group of Coates, used as homogeneous catalysts for the carbonylation of epoxides and  $\beta$ -lactones. Salph: *N,N'*-bis(3,5-di-*tert*-butylsalicylidene)phenylenediamine; OEP: octaethylporphyrinato; TPP: 5,10,15,20-tetraphenylporphyrin. Top right: Selected examples of ion pairs including a fluorophosphonium cation, reported by the group of Stephan. Bottom right: This work, where novel  $[\text{Lewis acid}]^+[\text{Co}(\text{CO})_4]^-$  ion pairs including a fluorophosphonium cation, are engaged in the carbonylation of  $\beta$ -lactones to succinic anhydrides.

Université Paris-Saclay, CEA, CNRS, NIMBE, Gif-sur-Yvette 91191, France.

E-mail: emmanuel.nicolas@cea.fr, thibault.cantat@cea.fr

† This article was posted as a preprint on ChemRxiv. DOI: 10.26434/chemrxiv-2023-d3r4g.

 ‡ Electronic supplementary information (ESI) available: Experimental details and data. CCDC 2286472–2286474. For ESI and crystallographic data in CIF or other electronic format see DOI: <https://doi.org/10.1039/d3cc04282k>

**Scheme 2** Mechanistic model proposed by Coates for the carbonylation of PL to SA.

accelerate its ring-opening through bimolecular nucleophilic substitution by  $[\text{Co}(\text{CO})_4]^-$  (step 1). Furthermore, following the carbonylation (step 2), the cation should facilitate the eventual closure of the ring to liberate the product (step 3). Achieving optimal reaction outcomes requires a delicate balance and fine-tuning of the cation's Lewis acidity: while a more potent Lewis acid could accelerate the rate of step 1, it might also lead to the retention and entrapment of intermediates, and the ring-closure step towards product formation (step 3).

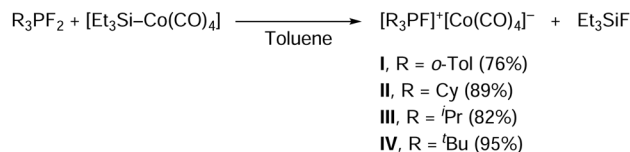
Since the low-lying P-F  $\sigma^*$  orbital of fluorophosphoniums provides them high Lewis acidity,<sup>16</sup> and since additional tuning of the Lewis acidity can be brought through the choice of stronger or milder electron-withdrawing substituents around the phosphorus atom, these cations can be envisaged as suitable promoters for the carbonylation of heterocycles catalyzed by  $[\text{Co}(\text{CO})_4]^-$ .

Therefore, we envisioned ion pairs of the formula  $[\text{R}_3\text{PF}]^+[\text{Co}(\text{CO})_4]^-$  as possible well-defined catalysts for the carbonylation of heterocycles. Although using main-group instead of metal-based Lewis acids seemed advantageous, uncertainty remained regarding their compatibility with the conditions, reactants, and substrates in carbonylations. This work aimed thus at evaluating the performances of  $[\text{R}_3\text{PF}]^+$  species as Lewis acidic partners in a dual organometallic catalytic process.

Herein we report the syntheses and characterizations of four fluorophosphoniums associated with a tetracarbonyl cobaltate anion, which were then engaged in the carbonylation of  $\beta$ -propiolactone (PL) to succinic anhydride (SA), and of  $\beta$ -butyrolactone (BL) to methyl succinic anhydride (MeSA).

The starting difluorophosphines were synthesized according to the literature procedure from the corresponding phosphine and  $\text{XeF}_2$ ,<sup>17</sup> and, without purification, were reacted with an *in situ* generated triethylsilyltetracarbonylcobalt<sup>18</sup> in toluene to give the ion pairs **I–IV** as yellow, green, or blue powders in good to high yields after purification and isolation (Scheme 3).  $\text{Et}_3\text{SiF}$  is formed as a by-product.

Syntheses were attempted with other aryl substituents around the phosphorus atom: whereas the ion pair  $[(o\text{-Tol})_3\text{PF}]^+[\text{Co}(\text{CO})_4]^-$  **I** could be easily obtained, the syntheses of  $[\text{Ph}_3\text{PF}]^+[\text{Co}(\text{CO})_4]^-$  and  $[\text{Mes}_3\text{PF}]^+[\text{Co}(\text{CO})_4]^-$  were however unsuccessful. The resulting products either lacked stability (for R = Ph) or did not form (for R = Mes) (Mes: mesityl; see ESI,† Section S3.1).



**Scheme 3** Synthetic pathway towards fluorophosphonium tetracarbonylcobaltates **I–IV**.

The <sup>19</sup>F and <sup>31</sup>P NMR spectra of complexes **I–IV** exhibited characteristic doublets corresponding to the phosphorus–fluorine coupling ( $J \approx 1000$  Hz), with chemical shifts similar to the fluorophosphoniums reported by the groups of Schmutzler<sup>19</sup> or Stephan<sup>17</sup> with  $\text{Br}^-$ ,  $\text{PhPF}_5^-$ ,  $\text{FB}(\text{C}_6\text{F}_5)_3^-$  or  $\text{B}(\text{C}_6\text{F}_5)_4^-$  as counter-anions (Table 1).

As described by the group of Stephan,<sup>17</sup> the more electron-withdrawing the substituents on the fluorophosphonium, the lower the <sup>31</sup>P NMR chemical shifts, and the higher the <sup>19</sup>F NMR chemical shifts: the aryl-substituted salt **I** showcases a <sup>31</sup>P NMR chemical shift around 100 ppm and a <sup>19</sup>F NMR chemical shift around  $-125$  ppm, while for alkyl-substituted **II**, **III**, and **IV**,  $\delta(^{31}\text{P}) \approx 140$  ppm, and  $\delta(^{19}\text{F}) \approx -170$  ppm.

Crystals of **I**, **II**, and **IV** were obtained by diffusion of pentane in a DME solution (Fig. 1). The cobalt and phosphorus atoms adopt tetrahedral geometries in the molecular structure of **I**, **II**, and **IV**. While complexes **I** and **IV** are devoid of symmetry, **II** presents with mirror symmetry. The P–F bond lengths are all similar, around 1.555 Å, suggesting that the bulkiness of the substituents does not have much influence on the length of the P–F bond in our fluorophosphoniums; on the contrary, the group of Stephan<sup>17</sup> reported that the P–F bond length in  $[o\text{-Tol}_3\text{PF}][\text{FB}(\text{C}_6\text{F}_5)_3]$  was 1.5543(3) Å (vs. 1.549(1) Å in **I**), which was significantly lower than 1.628(2) Å in  $[\text{Bu}_3\text{PF}][\text{FB}(\text{C}_6\text{F}_5)_3]$  (vs. 1.5563(9) Å in **IV**). The sums of the C–P–C angles are respectively 337.1, 341.6, and 344.6° in **I**, **II**, and **IV**, consistent with the increasing bulkiness of the substituents on the phosphorus atom. The anion and cation are well separated, with Co–F distances of 3.5881(8), 4.3906(10), and 5.5795(8) Å in **I**, **II**, and **IV**, respectively, much larger than the sum of the ionic radii of cobalt and fluorine (*ca.* 1.9 Å).<sup>20</sup>

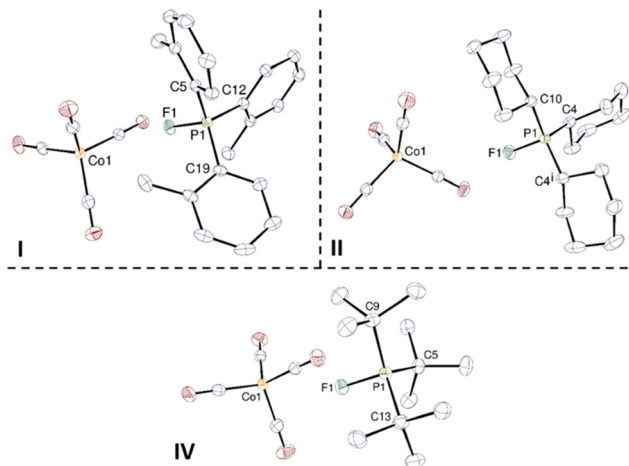
Fluorophosphonium tetracarbonylcobaltates **I–IV** were engaged in the carbonylation of PL to SA (Table 2). Under

**Table 1** Chemical shifts and phosphorous–fluorine couplings exhibited by **I–IV** and similar fluorophosphoniums previously reported

Entry	Catalyst	$J_{\text{P-F}}$ (Hz)	$\delta(^{31}\text{P})$ (ppm)	$\delta(^{19}\text{F})$ (ppm)
1	$[o\text{-Tol}_3\text{PF}]^+[\text{Co}(\text{CO})_4]^-$ ( <b>I</b> )	993	103.2	$-125.4$
2 <sup>a</sup>	$[o\text{-Tol}_3\text{PF}]^+[\text{FB}(\text{C}_6\text{F}_5)_3]^-$	994	104.3	$-125.5$
3 <sup>a</sup>	$[o\text{-Tol}_3\text{PF}]^+[\text{B}(\text{C}_6\text{F}_5)_4]^-$	993	103.2	$-125.5$
4	$[\text{Cy}_3\text{PF}]^+[\text{Co}(\text{CO})_4]^-$ ( <b>II</b> )	993	133.0	$-171.1$
5	$[\text{Pr}_3\text{PF}]^+[\text{Co}(\text{CO})_4]^-$ ( <b>III</b> )	997	146.4	$-169.4$
6 <sup>b</sup>	$[\text{Pr}_3\text{PF}]^+\text{Br}^-$	966	145.0	$-167.0$
7 <sup>b</sup>	$[\text{Pr}_3\text{PF}]^+[\text{PhPF}_5]^-$	962	147.0	$-167.0$
8	$[\text{Bu}_3\text{PF}]^+[\text{Co}(\text{CO})_4]^-$ ( <b>IV</b> )	1019	150.6	$-171.4$
9 <sup>a</sup>	$[\text{Bu}_3\text{PF}]^+[\text{FB}(\text{C}_6\text{F}_5)_3]^-$	1019	148.5	$-171.6$
10 <sup>a</sup>	$[\text{Bu}_3\text{PF}]^+[\text{B}(\text{C}_6\text{F}_5)_4]^-$	1019	147.5	$-171.6$

<sup>a</sup> From ref. 17. <sup>b</sup> From ref. 19.





**Fig. 1** Crystal structures of **I**, **II** and **IV**. Displacement ellipsoids are shown at the 50% probability level and hydrogen atoms are omitted. Symmetry code for **II**:  $i = x, 3/2 - y, z$ . Selected bond distances (Å) and bond angles ( $^{\circ}$ ): For **I**: P1–F1 1.5486(8); C5–P1–C12 110.68(6); C5–P1–C19 114.14(6); C12–P1–C19 112.27(6). For **II**: P1–F1 1.5547(10); C4–P1–C4' 118.57(7); C4–P1–C10 111.51(4). For **IV**: P1–F1 1.5563(9); C5–P1–C9 114.35(7); C9–P1–C13 114.97(6); C13–P1–C5 115.27(7).

50 bar of CO, in toluene, after 16 h of reaction, whereas only 58% of SA was obtained in presence of aryl-substituted **I** (Table 2, entry 1), alkyl-substituted **II**, **III**, and **IV**, which contain a cation with a milder Lewis acidity, afforded higher yields of SA, respectively 75, 70, and 75% (Table 2, entries 2–4). This result is in line with the balanced Lewis acidity required to avoid trapping of intermediate carboxylate-LA adducts (see Scheme 2).

Further optimization was performed with complex **IV**: a similar yield of SA was obtained when the reaction was run at 100  $^{\circ}$ C instead of 80  $^{\circ}$ C, while the conversion of PL increased from 85 to 95%, suggesting that a higher temperature reduced the selectivity (Table 2, entry 5). Lowering the CO pressure contributed to a better catalytic activity: 78% of SA was obtained

**Table 2** Carbonylation of PL to SA in presence of **I–IV** and optimization of the reaction conditions<sup>a</sup>

Entry	[LA] <sup>+</sup> [Co(CO) <sub>4</sub> ] <sup>−</sup>	P <sub>CO</sub> (bar)	T (°C)	PL conversion (%)	SA yield (%)	Selectivity (%)
1	<b>I</b>	50	80	74	58	78
2	<b>II</b>	50	80	87	75	86
3	<b>III</b>	50	80	88	70	80
4	<b>IV</b>	50	80	85	75	88
5	<b>IV</b>	50	100	95	74	78
6	<b>IV</b>	20	80	96	78	81
7	<b>IV</b>	10	80	99	91	92
8	<b>IV</b>	2	80	96	90	94

<sup>a</sup> Conditions: PL (2 mol L<sup>−1</sup>), mesitylene (internal standard, 10 mol%), and [LA]<sup>+</sup>[Co(CO)<sub>4</sub>]<sup>−</sup> (3 mol%) in toluene (1 mL), heated for 16 h under CO pressure. SA yields and PL conversions measured by GC-MS analysis.

at 20 bar, 91% at 10 bar, and 90% at 2 bar, with almost complete conversion of PL in each case (Table 2, entries 6–8). Compared to the system proposed by the group of Coates, which yielded 98% of SA from the carbonylation of PL under 14 bar of CO in the presence of [(salph)Al(THF)<sub>2</sub>]<sup>+</sup>[Co(CO)<sub>4</sub>]<sup>−</sup> (0.3 mol%) after 24 h at 24  $^{\circ}$ C, our catalytic system afforded SA in high yields as well, with only low to moderate pressure of CO; however, the metallic-based LA of Coates appears to induce more activity, and at room temperature, since our process required the application of a higher catalytic loading and a higher temperature to achieve similar activity in a comparable duration.

The same reaction conditions were applied to the more challenging carbonylation of BL to MeSA in presence of **IV** (Table 3).

The presence of the methyl group hinders the electrophilic site of the lactone and causes the rate-determining ring-opening of BL by nucleophilic attack of [Co(CO)<sub>4</sub>]<sup>−</sup> to be more difficult (see ESI,<sup>†</sup> Section S2.2),<sup>12</sup> and indeed, only traces of MeSA were obtained after 16 h at 80  $^{\circ}$ C, under 10 bar of CO (Table 3, entry 1). Providing more energy to the system thanks to elevated reaction temperatures unlocked the activity of the catalytic system: 33% of MeSA was afforded after 16 h at 100  $^{\circ}$ C, 62% at 120  $^{\circ}$ C, but only 28% at 140  $^{\circ}$ C (Table 3, entries 2, 4, and 6). Nonetheless, higher temperatures induced a reduction of the selectivity as well: CO<sub>2</sub> and H<sub>2</sub> were detected in the gas phase after carbonylation runs at 100, 120, or 140  $^{\circ}$ C (see ESI,<sup>†</sup> Section S3.2), while isomerization of BL to crotonic acid was observed at 140  $^{\circ}$ C, and even at 120  $^{\circ}$ C after a prolonged heating (Table 3, entries 5, and 6). This suggests that a compromise should be found in the choice of temperature between activation and selectivity. The 48-hour-long reaction at 100  $^{\circ}$ C enabled the almost complete conversion of BL and yielded 72% of MeSA (Table 3, entry 3).

In summary, we described the synthesis and characterization of four fluorophosphonium tetracarbonylcobaltates (**I–IV**). To highlight the potential of fluorophosphoniums as organic

**Table 3** Optimization of the carbonylation of BL to MeSA, catalyzed by **IV**<sup>a</sup>

Entry	T (°C)	Duration (h)	BL conversion (%)	MeSA yield (%)	Selectivity (%)
1	80	16	3	4	> 99
2	100	16	33	33	> 99
3	100	48	92	72	78
4	120	16	74	62	84
5 <sup>b</sup>	120	52	89	64	72
6 <sup>c</sup>	140	16	86	28	33

<sup>a</sup> Conditions: BL (2 mol L<sup>−1</sup>) and mesitylene (internal standard, 10 mol%) with **IV** (3 mol%) in toluene (1 mL), heated for the indicated duration under CO (10 bar). MeSA yields and BL conversions measured by GC-MS analysis. <sup>b</sup> 9% of CA was obtained as a side-product. <sup>c</sup> 49% of CA was obtained as a side-product.



Lewis acids in a transition metal-catalyzed reaction, the catalytic activities of I–IV were evaluated in the carbonylation of PL to SA. Alkyl-substituted fluorophosphoniums were the best candidates, and further optimization demonstrated that the carbonylation of PL and BL to respectively SA and MeSA could be achieved in good to high yields in presence of IV at low pressure.

For financial support of this work, we acknowledge CEA, CNRS, University Paris-Saclay, the CHARMMAT Laboratory of Excellence, and the European Research Council (ERC Consolidator grant agreement no. 818260). N. L. and L. P. were supported by a fellowship from the European Union Horizon 2020 research and innovation program under grant agreement no. 768919 (Carbon4PUR project). We thank Thierry Bernard (CEA) for help in the conception and realization of the autoclaves, and Antonin Homassel for his help in performing the stoichiometric reaction between BL and complex IV.

## Conflicts of interest

There are no conflicts to declare.

## Notes and references

- (a) J. F. Nixon and R. Schmutzler, *Spectrosc. Acta*, 1964, **20**, 1835–1842; (b) R. Schmutzler, *J. Am. Chem. Soc.*, 1964, **86**, 4500–4502; (c) R. Baumgärtner, W. Sawodny and J. Goubeau, *Z. Anorg. Allg. Chem.*, 1964, **333**, 171–180.
- L. J. Hounjet, C. B. Caputo and D. W. Stephan, *Angew. Chem., Int. Ed.*, 2012, **51**, 4714–4717.
- L. Süsse, J. H. W. LaFortune, D. W. Stephan and M. Oestreich, *Organometallics*, 2019, **38**, 712–721.
- (a) M. Perez, Z. W. Qu, C. B. Caputo, V. Podgorny, L. J. Hounjet, A. Hansen, R. Dobrovetsky, S. Grimme and D. W. Stephan, *Chem. – Eur. J.*, 2015, **21**, 6491–6500; (b) M. Perez, L. J. Hounjet, C. B. Caputo, R. Dobrovetsky and D. W. Stephan, *J. Am. Chem. Soc.*, 2013, **135**, 18308–18310; (c) M. H. Holthausen, M. Mehta and D. W. Stephan, *Angew. Chem., Int. Ed.*, 2014, **126**, 6656–6659; (d) M. H. Holthausen, R. R. Hiranandani and D. W. Stephan, *Chem. Sci.*, 2015, **6**, 2016–2021; (e) J. M. Bayne, M. H. Holthausen and D. W. Stephan, *Dalton Trans.*, 2016, **45**, 5949–5957.
- (a) I. Mallov and D. W. Stephan, *Dalton Trans.*, 2016, **45**, 5568–5574; (b) C. B. Caputo, L. J. Hounjet, R. Dobrovetsky and D. W. Stephan, *Science*, 2013, **341**, 1374–1377; (c) M. H. Holthausen, M. Mehta and D. W. Stephan, *Angew. Chem., Int. Ed.*, 2014, **53**, 6538–6541.
- M. Perez, C. B. Caputo, R. Dobrovetsky and D. W. Stephan, *Proc. Natl. Acad. Sci. U. S. A.*, 2014, **111**, 10917–10921.
- M. Mehta, I. Garcia de la Arada, M. Perez, D. Porwal, M. Oestreich and D. W. Stephan, *Organometallics*, 2016, **35**, 1030–1035.
- M. Vogler, L. Süsse, J. H. W. LaFortune, D. W. Stephan and M. Oestreich, *Organometallics*, 2018, **37**, 3303–3313.
- J. T. Lee, P. J. Thomas and H. Alper, *J. Org. Chem.*, 2001, **66**, 5424–5426.
- (a) Y. D. Getzler, V. Mahadevan, E. B. Lobkovsky and G. W. Coates, *J. Am. Chem. Soc.*, 2002, **124**, 1174–1175; (b) J. A. Schmidt, V. Mahadevan, Y. D. Getzler and G. W. Coates, *Org. Lett.*, 2004, **6**, 373–376; (c) J. A. Schmidt, E. B. Lobkovsky and G. W. Coates, *J. Am. Chem. Soc.*, 2005, **127**, 11426–11435; (d) J. W. Kramer, E. B. Lobkovsky and G. W. Coates, *Org. Lett.*, 2006, **8**, 3709–3712; (e) T. L. Church, Y. D. Getzler and G. W. Coates, *J. Am. Chem. Soc.*, 2006, **128**, 10125–10133; (f) V. Mahadevan, Y. D. Getzler and G. W. Coates, *Angew. Chem., Int. Ed.*, 2002, **114**, 2905–2908.
- Y. D. Getzler, V. Kundnani, E. B. Lobkovsky and G. W. Coates, *J. Am. Chem. Soc.*, 2004, **126**, 6842–6843.
- J. M. Rowley, E. B. Lobkovsky and G. W. Coates, *J. Am. Chem. Soc.*, 2007, **129**, 4948–4960.
- J. Jiang, S. Rajendiran and S. Yoon, *Asian J. Org. Chem.*, 2019, **8**, 151–154.
- (a) J. Jiang and S. Yoon, *J. Mater. Chem. A*, 2019, **7**, 6120–6125; (b) V. Ganesan and S. Yoon, *ACS Appl. Mater. Interfaces*, 2019, **11**, 18609–18616; (c) V. Ganesan and S. Yoon, *Inorg. Chem.*, 2020, **59**, 2881–2889.
- (a) H. D. Park, M. Dinca and Y. Roman-Leshkov, *ACS Cent. Sci.*, 2017, **3**, 444–448; (b) H. D. Park, M. Dinca and Y. Roman-Leshkov, *J. Am. Chem. Soc.*, 2018, **140**, 10669–10672.
- A. R. Jupp, T. C. Johnstone and D. W. Stephan, *Dalton Trans.*, 2018, **47**, 7029–7035.
- C. B. Caputo, D. Winkelhaus, R. Dobrovetsky, L. J. Hounjet and D. W. Stephan, *Dalton Trans.*, 2015, **44**, 12256–12264.
- A. J. Chalk and J. F. Harrod, *J. Am. Chem. Soc.*, 1967, **89**, 1640–1647.
- R. Bartsch, O. Stelzer and R. Schmutzler, *Z. Naturforsch. B*, 1981, **36**, 1349–1355.
- R. D. Shannon, *Acta Cryst. A*, 1976, **32**, 751–767.

