

Cite this: *Chem. Sci.*, 2023, 14, 12598



All publication charges for this article have been paid for by the Royal Society of Chemistry

Received 18th August 2023
Accepted 22nd October 2023

DOI: 10.1039/d3sc04335e

rsc.li/chemical-science

Enantioselective and collective total synthesis of pentacyclic 19-*nor*-clerodanes†

Zhi-Mao Zhang, Junliang Zhang  and Quan Cai *

We report herein the collective asymmetric total synthesis of seven pentacyclic 19-*nor*-clerodane diterpenoids, namely (+)-teucvin (+)-cracrosone A, (+)-cracrosone E, (+)-montanin A, (+)-teucvisin C, (+)-teucrin A, and (+)-2-hydroxyteuscorolide. An ytterbium-catalyzed asymmetric inverse-electron-demand Diels–Alder reaction of 4-methyl-2-pyrone with a chiral C5-substituted cyclohexa-1,3-dienol silyl ether is the key feature of the synthesis, which provides the common *cis*-decalin intermediate with five continuous stereocenters in excellent yield and stereoselectivity. From this diversifiable intermediate, the total synthesis of (+)-teucvin and (+)-2-hydroxyteuscorolide was realized in thirteen and eighteen steps, respectively. From (+)-teucvin, five other pentacyclic 19-*nor*-clerodanes were divergently and concisely generated through late-stage oxidation state adjustments.

Introduction

Clerodane diterpenoids and their 19-*nor* variants are a diverse group of natural products; over 1300 family members have been isolated.¹ Fascinating biological and pharmacological activities are shown by this class of compounds, including insect anti-feedant,² selective κ opioid receptor agonist,³ anti-cancer,⁴ anti-inflammatory⁵ and antibiotic activities.⁶ Consequently, the total synthesis of clerodanoids has attracted extensive attention from the synthetic community for decades.⁷ Among these molecules, pentacyclic 19-*nor*-clerodanes are attractive synthetic targets owing to their intriguing structures, which feature a compact and densely-functionalized decalin core, a spiro γ -lactone unit, and a fused α,β -unsaturated- γ -lactone moiety (Fig. 1). This unique type of polycyclic structure provides a great platform for the development of new synthetic strategies. For instance, the Williams group explored a creative 6π -electrocyclization for the construction of ABC tricyclic ring scaffold in a concise fashion.⁸ Collaborating with Ley *et al.*, the Williams group also developed a late-stage Diels–Alder approach for the synthesis of the main decalin scaffold with the furanospiro- γ -lactone moiety and most of the required functionalities.⁹ Despite these encouraging achievements, total syntheses of pentacyclic 19-*nor*-clerodanes are still quite challenging due to their structural complexities; only two research groups have succeeded in this area to date.^{10,11} In 2003, the Liu group reported the first total synthesis of teucvin (**1**) in a racemic form *via* the normal-electron-demand

Diels–Alder reaction,^{10a} and then realized the racemic total synthesis of teuscorolide and montanin A (**3**) by the same strategy.^{10b} In 2012, the Lee group furnished the first enantioselective total synthesis of (–)-teucvidin (**2**) through an elegant Michael/Conia-ene cascade cyclization based on the chiral pool strategy.¹¹ However, to the best of our knowledge, the total synthesis of more complex pentacyclic 19-*nor*-clerodanes with higher oxidation states (*e.g.* **4–8**), especially in an enantioselective manner, has yet to be realized.

Compared with the traditional “single-target” strategy, the collective total synthesis of a range of structurally diverse natural products from a common intermediate has emerged as a powerful technique in organic synthesis.¹² This strategy would not only trace biosynthetic relationships within targeted molecules, but also provide great opportunities for their comprehensive biological evaluation. Structurally, teucvin (**1**) is one of the most representative family members of pentacyclic 19-*nor*-clerodanes.¹³ Decorating hydroxyl groups at different positions (C2–C10) on the decalin moiety of teucvin (**1**) generates various types of family members (**4–8**). Based on this structural analysis, we plan to develop a unified approach for the collective total synthesis of pentacyclic 19-*nor*-clerodane diterpenoids. First, an efficient method for the synthesis of a decalin intermediate with multiple contiguous stereogenic centers and most of the required functionalities should be developed. From this common intermediate, the total synthesis of teucvin (**1**) and other family members could be accomplished concisely. Going forward, further transformations to adjust the oxidation states of teucvin (**1**) and introduce oxygenated functionalities regioselectively and stereoselectively are required to realize the divergent synthesis of clerodane congeners with higher oxidation states.

Department of Chemistry and Research Center for Molecular Recognition and Synthesis, Fudan University, 220 Handan Rd., Shanghai 200433, China. E-mail: quan_cai@fudan.edu.cn

† Electronic supplementary information (ESI) available. CCDC 2274928, 2275140, 2279407. For ESI and crystallographic data in CIF or other electronic format see DOI: <https://doi.org/10.1039/d3sc04335e>



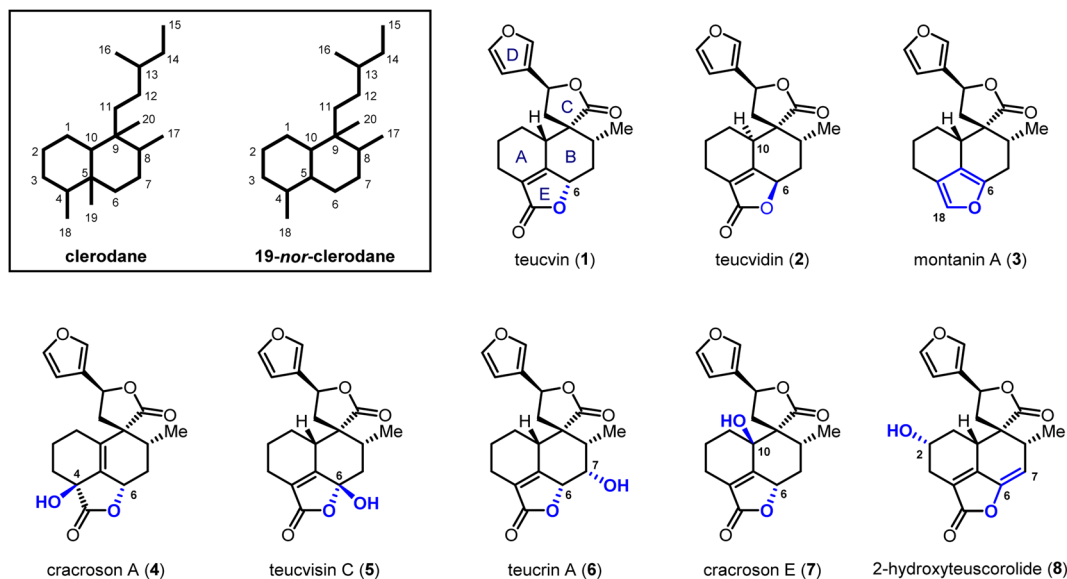


Fig. 1 Representative pentacyclic 19-*nor*-clerodane diterpenoids.

2-Pyrone-based Diels–Alder reactions are a prominent method for the construction of six-membered carbocycles.¹⁴ Recently, catalytic asymmetric inverse-electron-demand Diels–Alder (IEDDA) reactions of 2-pyrones have attracted increasing attention owing to their great potential in the synthesis of bioactive natural products, which was demonstrated by Markó,¹⁵ Posner,¹⁶ Gademann,¹⁷ de la Torre¹⁸ and our group.¹⁹ In 2020, our group has developed an efficient method for the construction of densely functionalized *cis*-decalin scaffolds by ytterbium-catalyzed asymmetric IEDDA reactions of 2-pyrones and then applied it to the total synthesis of terpenoids 4-amorphen-11-ol and *cis*-crotonin.^{19b} Based on this reaction, we designed a general and unified approach for the collective synthesis of pentacyclic 19-*nor*-clerodane diterpenoids. As

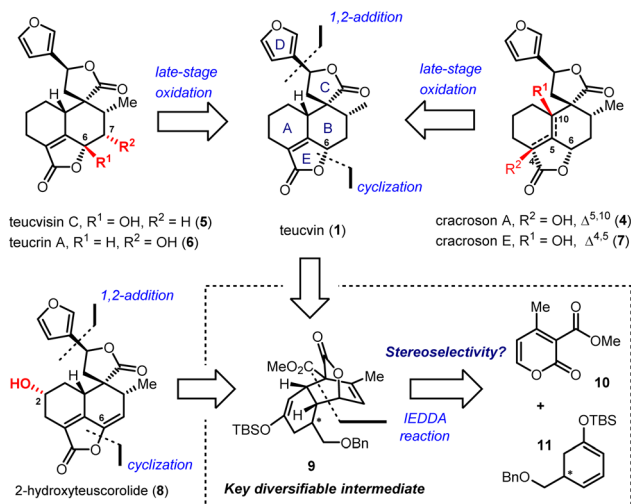
shown in Scheme 1, the key diversifiable intermediate **9** bearing five continuous stereogenic centers was generated through the catalytic asymmetric IEDDA reaction between 4-methyl-2-pyrone **10** and C5-substituted cyclohexa-1,3-dienol silyl ether **11** with a suitable absolute configuration. From tricyclic lactone **9**, both teucvin (**1**)¹³ and 2-hydroxyteuscorolide (**8**)²⁰ could be generated by downstream transformations involving the stereoselective 1,2-addition to attach the 3-furyl group, and the cyclization step to construct the α,β -unsaturated- γ -lactone E ring. From teucvin (**1**), we proposed that by sophisticated late-stage manipulations of the oxidation state on the decalin scaffold, five other 19-*nor*-clerodanoids, including montanin A (**3**),²¹ cracosron A (**4**),²² teucvisin C (**5**),²³ teucin A (**6**),²⁴ and cracosron E (**7**),²⁵ could be synthesized divergently.

Results and discussion

Preparation of the common synthetic intermediate *anti*-**9**

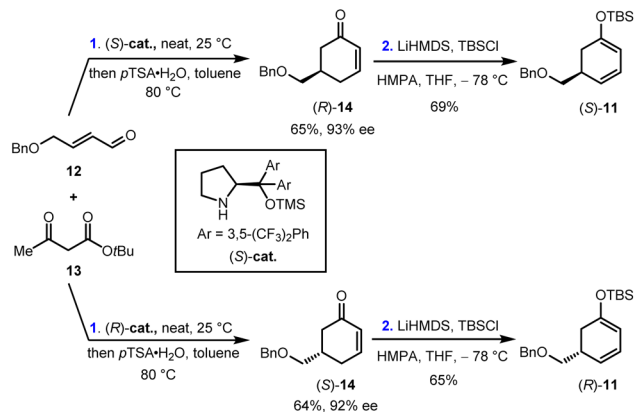
Our synthesis began with the preparation of enantiopure cyclohexa-1,3-dienol silyl ether (*S*)-**11** and (*R*)-**11**. As shown in Scheme 2, the Robinson annulation of α,β -unsaturated aldehyde **12** with *tert*-butyl acetoacetate **13** catalyzed by (*S*)-cat. Followed by the decarboxylation under acidic conditions gave cyclohexenone (*R*)-**14** in 65% yield and 93% ee.²⁶ (*R*)-**14** was then treated with LiHMDS and TBSCl to provide (*S*)-**11** in 69% yield. Enantiomeric (*R*)-**11** was prepared in 42% yield and 92% ee over two steps using (*R*)-cat. as the catalyst. Furthermore, (*rac*)-**11** was also synthesized by the same reaction sequence (see ESI for details†).

With these C5-substituted cyclohexa-1,3-dienol silyl ethers in hand, the pivotal IEDDA reaction was investigated. Initially, the IEDDA reaction of 4-methyl-2-pyrone **10** with enantiopure (*S*)-**11** (93% ee) was attempted in the presence of catalytic amounts of Yb(OTf)₃ without a chiral ligand (Table 1, entry 1). This reaction proceeded smoothly but showcased only moderate substrate-



Scheme 1 Retrosynthetic analysis based on the 2-pyrone-based IEDDA reaction and late-stage oxidative transformations.





Scheme 2 Synthesis of enantiopure cyclohexa-1,3-dienol silyl ether (*S*)-**11** and (*R*)-**11** by an organocatalyzed asymmetric Robinson annulation. *p*TSA, *p*-toluenesulfonic acid; LiHMDS, lithium bis(trimethylsilyl) amide; TBSCl, *tert*-butyl dimethylsilyl chloride; HMPA, hexamethylphosphoramide.

control for the stereoselectivity, giving *anti*-**9** and *ent-syn*-**9** as a 3.1 : 1 mixture in 78% yield and 94% ee. Then the effect of kinetic resolution in the IEDDA reaction was investigated (Table 1, entry 2). Upon treating 2-pyrone **10** (1.0 equiv.) and (*rac*)-**11** (2.0 equiv.) with Yb(OTf)₃ and (*S*)-**L1**, a mixture of *anti*-**9** (78% ee) and *syn*-**9** (90% ee) was generated in 73% yield and 1.2 : 1 dr. Although the diastereoselectivity was not good, the high ee of *syn*-**9** bearing a sterically hindered substituent on the concave side of the *cis*-decalin scaffold indicated that very good stereocontrol might be induced by the chiral catalyst. To confirm this hypothesis, we investigated the reaction using sterically

mismatched (*R*)-**11** (92% ee) as the dienophile (Table 1, entry 3). Intriguingly, the thermodynamically disfavored product *syn*-**9** was afforded as the main product with >99% ee and 3.8 : 1 dr. Encouraged by these findings, to improve the performance of the IEDDA reaction, sterically matched (*S*)-**11** (93% ee) and Yb(OTf)₃/*(S)*-**L1** were used (Table 1, entry 4). To our great delight, through synergistic stereo-control of the substrate and the chiral catalyst, *anti*-**9** with the right stereochemistry was afforded as the main product with a dramatically increased 98% ee, 10 : 1 dr, and 87% total yield in a gram scale (4.34 g).

Total synthesis of (+)-teucvin

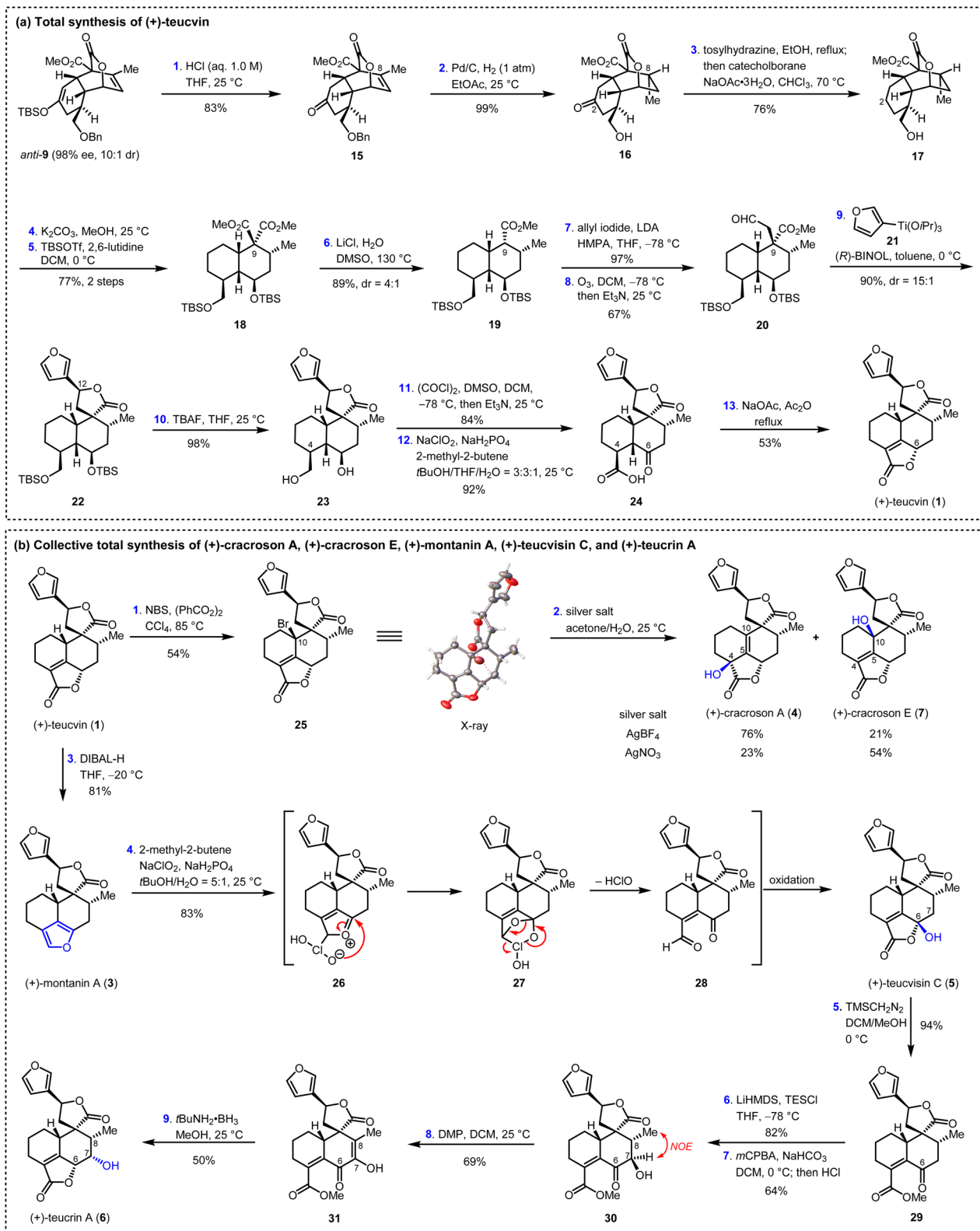
Having succeeded in preparing the key intermediate *anti*-**9** with high enantiopurity (98% ee), the stage was now set for the total synthesis of teucvin (**1**), as summarized in Scheme 3a. Thus, *anti*-**9** was hydrolyzed under acidic conditions to afford ketone **15** in 83% yield. The stereoselective hydrogenation (Pd/C, 1 atm H₂) of the trisubstituted olefin through the convex side of the *cis*-decalin framework of **15**, with simultaneous deprotection of the benzyl group, gave lactone **16** in 99% yield with the required configuration at C8. Then, the C2-carbonyl group of **16** was removed by treatment with tosylhydrazine followed by the reduction of catecholborane to furnish **17** in 76% yield.²⁷ Ring opening of the lactone group of **17** (K₂CO₃, MeOH) led to the diol intermediate, which was immediately protected with silyl groups (TBSOTf, 2,6-lutidine) to furnish diester **18** in 77% yield. Removal of one of the two ester groups in **18** by Krapcho decarboxylation²⁸ gave **19** with 4 : 1 dr at C9 in 89% overall yield. Then, the addition of the anion generated from **19** and LDA to allyl iodide followed by ozonolysis (O₃, Et₃N) proceeded smoothly to afford aldehyde **20** in 65% yield over two steps. To

Table 1 Investigations of the pivotal IEDDA reaction (the second step of asymmetric catalysis)^a

Entry	Conditions	Results	Products
1 ^b	(<i>S</i>)- 11 (1.5 equiv.) Yb(OTf) ₃	78%, 3.1 : 1 dr	<i>anti</i> - 9 , 94% ee <i>ent-syn</i> - 9 , 94% ee
2	(<i>rac</i>)- 11 (2.0 equiv.) Yb(OTf) ₃ , (<i>S</i>)- L1 , DIPEA	73%, 1.2 : 1 dr	<i>anti</i> - 9 , 78% ee <i>syn</i> - 9 , 90% ee
3	(<i>R</i>)- 11 (1.5 equiv.) Yb(OTf) ₃ , (<i>S</i>)- L1 , DIPEA	75%, 3.8 : 1 dr	<i>syn</i> - 9 , >99% ee <i>ent-anti</i> - 9 , 72% ee
4	(<i>S</i>)- 11 (1.5 equiv.) Yb(OTf) ₃ , (<i>S</i>)- L1 , DIPEA	87%, 10 : 1 dr (4.34 g)	<i>anti</i> - 9 , 98% ee <i>ent-syn</i> - 9 , 19% ee

^a Reaction conditions: **10** (0.10 mmol), **11** (0.15 mmol), Yb(OTf)₃ (10 mol%), (*S*)-**L1** (12 mol%), DIPEA (24 mol%), 4 Å M.S. (25 mg), DCM (0.25 mL) at 25 °C. ^b (*S*)-**L1** was not added. DCM, dichloromethane; DIPEA, *N,N*-diisopropylethylamine; M.S., molecular sieves.





Scheme 3 Total synthesis of six pentacyclic 19-*nor*-clerodane diterpenoids. THF, tetrahydrofuran; DMSO, dimethyl sulfoxide; TBSOTf, *tert*-butyldimethylsilyl trifluoromethanesulfonate; LDA, lithium diisopropylamide; BINOL, 1,1'-binaphthol; TBAF, tetrabutylammonium fluoride; NBS, *N*-bromosuccinimide; DIBAL-H, diisobutylaluminum hydride; *m*CPBA, *meta*-chloroperoxybenzoic acid; DMP, Dess–Martin periodinane.



construct the C12 stereogenic center, several approaches for the 1,2-addition of 3-furanyl metal reagent to aldehyde **20** were examined (see ESI for details[†]). To our great delight, it was found that the stereoselective BINOL-catalyzed 1,2-addition of (3-furyl)Ti(O*i*Pr)₃ to aldehyde **20** along with spontaneous lactonization constructed the spiro γ -lactone motif very efficiently,²⁹ generating **22** in 90% yield and 15 : 1 dr at C12. Global deprotection of the silyl groups by TBAF followed by sequential Swern oxidation [(COCl)₂, DMSO]³⁰ and Pinnick oxidation (NaClO₂, NaH₂PO₄)³¹ led to γ -keto acid **24** in 76% yield over three steps. From **24**, the α,β -unsaturated- γ -lactone E ring was constructed by treatment with NaOAc/Ac₂O under reflux, thus affording (+)-teucvin (**1**) in 53% yield.

Total synthesis of (+)-cracrosone A, (+)-cracrosone E, (+)-montanin A, (+)-teucvisin C, and (+)-teucrin A

Based on the reliable synthetic route to (+)-teucvin (**1**), we now embarked on the collective total synthesis of more complex pentacyclic 19-*nor*-clerodanes, including (+)-cracrosone A (**4**), (+)-cracrosone E (**7**), (+)-montanin A (**3**), (+)-teucvisin C (**5**), and (+)-teucrin A (**6**), by oxidative transformations (Scheme 3b). Initially, we planned to obtain (+)-cracrosone A (**4**) and (+)-cracrosone E (**7**) by direct allylic oxidation of (+)-teucvin (**1**). However, this strategy was unfruitful (see ESI for details[†]). Intriguingly, it was discovered that bromination of **1** by NBS in the presence of benzoyl peroxide in refluxing CCl₄ regioselectively and stereoselectively generated allylic bromide **25** in 54% yield.³² The structure of **25** was unambiguously confirmed by X-ray crystallographic analysis (CCDC 2274928). With **25** in hand, we decided to accomplish the synthesis of (+)-cracrosone A (**4**) and (+)-cracrosone E (**7**) by the Ag-promoted hydrolysis.^{32,33} To our delight, in the presence of AgOTf (3.0 equiv.), hydrolysis of **25** in acetone/H₂O at room temperature occurred to afford (+)-cracrosone A (**4**) in 66% yield and (+)-cracrosone E (**7**) in 28% yield (Table 2, entry 1). Since the hydroxyl group was installed

with a reserved configuration in both (+)-cracrosone A (**4**) and (+)-cracrosone E (**7**), we envisaged an allylic carbocation intermediate was generated. Therefore, to improve the regioselectivity of this Ag-promoted hydrolysis, we investigated various silver salts with different counterions, which might influence the distribution of products owing to the different electronic or steric effect (Table 2, entries 1–7). Of note, when AgBF₄ was used as the promoter, (+)-cracrosone A (**4**) was generated as the major product in 76% yield, along with (+)-cracrosone E (**7**) as the minor product in 21% yield (Table 2, entry 4). Very interestingly, the utilization of AgNO₃ could reverse the regioselectivity, giving (+)-cracrosone E (**7**) as the major product in 54% yield and (+)-cracrosone A (**4**) as the minor product in 23% yield (Table 2, entry 6). The structure of (+)-cracrosone E (**7**) was confirmed by X-ray crystallographic analysis (CCDC 2279407).

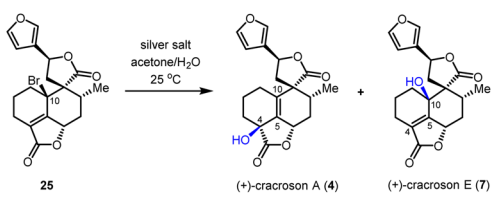
Additionally, selective reduction of the α,β -unsaturated- γ -lactone group in (+)-teucvin (**1**) to hemiacetal, which was followed by aromatic elimination, gave (+)-montanin A (**3**) in 81% yield (Scheme 3b).^{10b,34} After judicious selection of the oxidative reaction conditions, it was found that treatment of (+)-montanin A (**3**) with NaClO₂ and NaH₂PO₄ directly afforded (+)-teucvisin C (**5**) in 83% yield.³⁵ We proposed this transformation involved a [4 + 2] cycloaddition between **3** and *in situ* generated HClO₂ to give intermediate **27**. The latter underwent rapid ring opening to afford the γ -keto aldehyde intermediate **28**, which was then converted to (+)-teucvisin C (**5**) through Pinnick oxidation and cyclization.

From (+)-teucvisin C (**5**), the total synthesis of (+)-teucrin A (**6**) with five continuous stereogenic centers was realized for the first time. As shown in Scheme 3b, the reaction of teucvisin C (**5**) with TMSCH₂N₂ efficiently gave γ -keto ester **29** in 94% yield. Treating **29** with LiHMDS and TESCl followed by the Rubottom oxidation³⁶ by *m*CPBA gave **30** in 52% yield over two steps, in which the C7-hydroxyl group exhibited the opposite configuration compared with (+)-teucrin A (**6**) (determined by NOE spectrum). To reverse the configuration, Dess–Martin periodinane was applied to oxidize the C7-hydroxyl group. The resulting intermediate **31** was then exposed to *t*BuNH₂ BH₃,³⁷ and total synthesis of (+)-teucrin A (**6**) was accomplished by stereoselective reduction of the α -keto enol group followed by spontaneous lactonization.

Total synthesis of (+)-2-hydroxyteucscorolide

We then turned our attention to the total synthesis of (+)-2-hydroxyteucscorolide (**8**) to demonstrate the versatility of our synthetic route. Compared with other family members, 2-hydroxyteucscorolide possesses a hydroxyl group on the C2 position of the decalin scaffold, which was located far away from the convertible α,β -unsaturated- γ -lactone structural motif. Therefore, late-stage installation of this essential hydroxyl group from (+)-teucvin (**1**) by oxidative transformations might require lengthy steps. Consequently, our synthesis commenced with the utilization of **16** as the key intermediate, of which the C2 carbonyl group served as a handle for the introduction of the hydroxyl functionality. As depicted in Scheme 4, protection of the carbonyl group in **16** with 2-methyl-2-ethyl-1,3-dioxolane

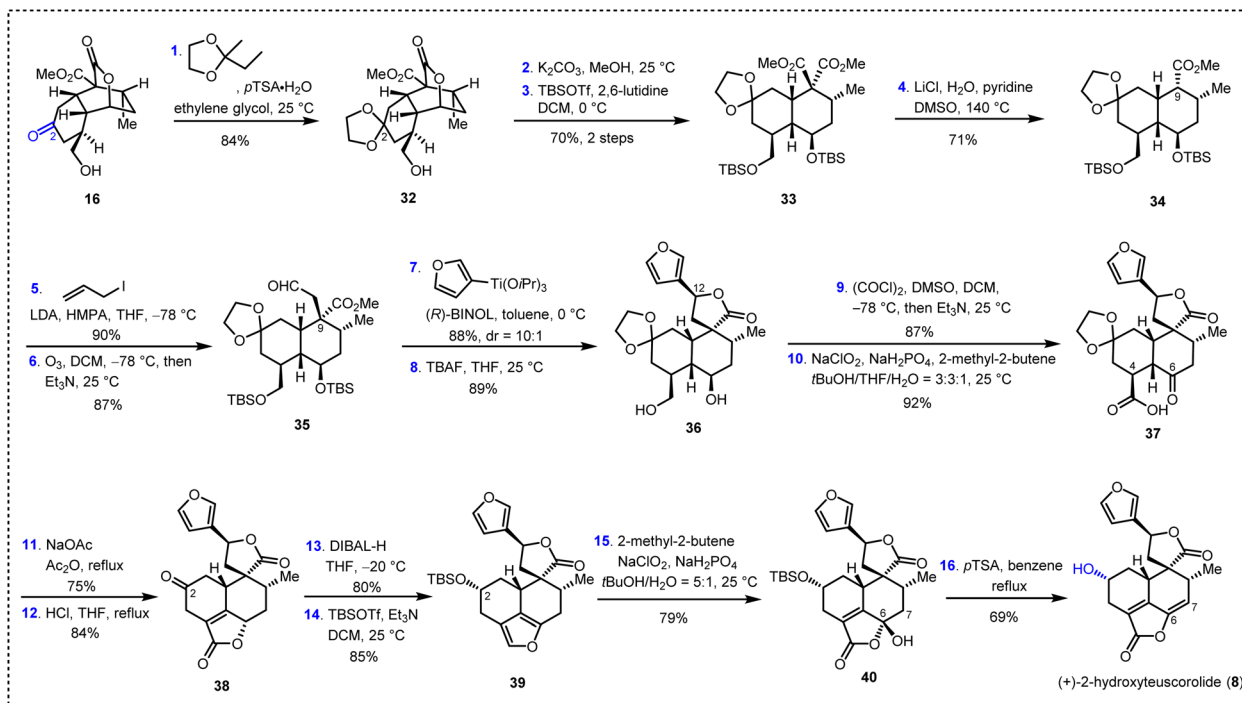
Table 2 Investigations of the hydrolysis reaction of allylic bromide **25**^a



Entry	Silver salt	Cracrosone A ^b (%)	Cracrosone E ^b (%)	Ratio
1	AgOTf	66%	28%	2.4 : 1
2	AgNTf ₂	49%	33%	1.5 : 1
3	AgSbF ₆	47%	15%	3.1 : 1
4	AgBF ₄	76%	21%	3.6 : 1
5	AgClO ₄	70%	17%	4.1 : 1
6	AgNO ₃	23%	54%	1 : 2.3
7	Ag ₂ CO ₃	Trace	Trace	—

^a Reaction conditions: **25** (0.01 mmol), silver salt (0.03 mmol), acetone/H₂O (v/v = 9 : 1, 0.70 mL) at 25 °C. ^b Isolated yield.





Scheme 4 The first and enantioselective total synthesis of (+)-2-hydroxyteuscorolide (**8**).

resulted in the formation of ketal **32** in 84% yield. Ring opening of the lactone group and subsequent protection of the diol with TBS groups led to diester **33** in 70% yield. Krapcho decarboxylation of **33** gave **34** in 71% yield. Then, allyl substitution followed by ozonolysis of the resulting olefin afforded aldehyde **35** in 78% yield over two steps. The reaction of **35** with (3-furyl) Ti(OiPr)₃ in the presence of a BINOL ligand provided the desired spiro γ -lactone intermediate, which was then treated with TBAF to furnish **36** in 78% yield over two steps. Subsequent Swern oxidation and Pinnick oxidation led to γ -keto acid **37** (80% yield, two steps). Sequential exposure of the latter to NaOAc in refluxing Ac₂O (ring closure) and then HCl (deprotection) led to **38** in 63% overall yield. Interestingly, treatment of **38** with DIBAL-H reduced the C2 ketone and the α,β -unsaturated- γ -lactone simultaneously to install the C2 hydroxyl group with the desired configuration and form the furan moiety. The resulting intermediate was then protected with the TBS group to afford **39** in 68% yield over two steps. Finally, oxidation of the latter with NaClO₂ and NaH₂PO₄ followed by dehydration and concomitant deprotection with *p*TSA accomplished the first total synthesis of (+)-2-hydroxyteuscorolide (**8**).

Conclusions

In conclusion, asymmetric total synthesis of seven pentacyclic 19-*nor*-clerodanes was achieved through a divergent approach. Among them, the total synthesis of four members, including (+)-cracoson A, (+)-cracoson E, (+)-teucrin A and (+)-2-hydroxyteuscorolide, was realized for the first time and enantioselectively. The efficient catalytic asymmetric inverse-electron-demand Diels–Alder reaction of 3-carbomethoxy-2-pyrone

with a chiral C5-substituted cyclohexa-1,3-dienol silyl ether was developed to construct the central highly functionalized decalin ring. The key diversifiable intermediate with five continuous stereocenters was prepared with excellent yield and stereoselectivity through the synergistic stereo-control of the chiral catalyst and substrate. From this common intermediate, total synthesis of (+)-teucvin and (+)-2-hydroxyteuscorolide was accomplished in 13 and 18 steps, respectively. Five other pentacyclic 19-*nor*-clerodanes were synthesized collectively through late-stage oxidative transformations of (+)-teucvin. We are currently applying the IEDDA reaction of 2-pyrones to the synthesis of other related diterpenoids, which will be reported in due course.

Data availability

The experimental procedures, copies of all spectra data and full characterization have been deposited in the ESI.†

Author contributions

Q. C. conceived and directed the project and wrote the manuscript with assistance from Z.-M. Z.; Q. C. and Z.-M. Z. designed the synthetic route. Z.-M. Z. performed the experiments and analyzed the results. Q. C. and Z.-M. Z. interpreted the results and comments on the paper.

Conflicts of interest

There is no conflict of interest to report.



Acknowledgements

We acknowledge the National Natural Science Foundation of China (Grant No. 22071030, 22222104, 218010430), and Program of Shanghai Science and Technology Committee (Grant No. 22JC1401102) for financial support.

Notes and references

- (a) A. T. Merritt and S. V. Ley, *Nat. Prod. Rep.*, 1992, **9**, 243–287; (b) S. F. P. Júnior, L. M. Conserva and J. M. B. Filho, *Nat. Prod. Commun.*, 2006, **1**, 319–344; (c) R. Li, S. L. Morris-Natschke and K.-H. Lee, *Nat. Prod. Rep.*, 2016, **33**, 1166–1226.
- (a) A. González-Coloma, C. Gutiérrez, J. M. M. del Corral, M. Gordaliza, M. L. de la Puente and A. S. Feliciano, *J. Agric. Food Chem.*, 2000, **48**, 3677–3681; (b) M. Bruno, F. Piozzi and S. Rosselli, *Nat. Prod. Rep.*, 2002, **19**, 357–378; (c) E. A. K. Gebbinck, B. J. M. Jansen and A. de Groot, *Phytochemistry*, 2002, **61**, 737–770.
- (a) T. E. Prisinzano and R. B. Rothman, *Chem. Rev.*, 2008, **108**, 1732–1743; (b) J. J. Roach and R. A. Shenvi, *Bioorg. Med. Chem. Lett.*, 2018, **28**, 1436–1445.
- (a) S. Roengsumran, K. Musikul, A. Petsom, T. Vilaivan, P. Sangvanich, S. Pornpakakul, S. Puthong, C. Chaichantipyuth, N. Jaiboon and N. Chaichit, *Planta Med.*, 2002, **68**, 274–277; (b) Y. Shuo, C. Zhang, X. Yang, F. Liu, Q. Zhang, A. Li, J. Ma, D. Lee, Y. Ohizumi and Y. Guo, *J. Nat. Med.*, 2019, **73**, 826–833; (c) R. Acquaviva, G. A. Malfa, M. R. Loizzo, J. Xiao, S. Bianchi and R. Tundis, *Molecules*, 2022, **27**, 4791.
- (a) J.-S. Zhang, Y.-Q. Tang, J.-L. Huang, W. Li, Y.-H. Zou, G.-H. Tang, B. Liu and S. Yin, *Phytochemistry*, 2017, **144**, 151–158; (b) C.-L. Wang, Y. Dai, Q. Zhu, X. Peng, Q.-F. Liu, J. Ai, B. Zhou and J.-M. Yue, *J. Nat. Prod.*, 2023, **86**, 1345–1359.
- (a) A. Bisio, A. M. Schito, S. N. Ebrahimi, M. Hamburger, G. Mele, G. Piatti, G. Romussi, F. Dal Piaz and N. de Tommasi, *Phytochemistry*, 2015, **110**, 120–132; (b) F. Cappiello, M. R. Loffredo, C. Del Plato, S. Cammarone, B. Casciaro, D. Quaglio, M. L. Mangoni, B. Botta and F. Ghirga, *Antibiotics*, 2020, **9**, 325.
- (a) T. Tokoroyama, *Synth.*, 2000, 611–633; (b) H. Hagiwara, *Nat. Prod. Commun.*, 2019, **14**, DOI: [10.1177/1934578X19843613](https://doi.org/10.1177/1934578X19843613); (c) J. R. Scheerer, J. F. Lawrence, G. C. Wang and D. A. Evans, *J. Am. Chem. Soc.*, 2007, **129**, 8968–8969; (d) D. S. Müller, N. L. Untiedt, A. P. Dieskau, G. L. Lackner and L. E. Overman, *J. Am. Chem. Soc.*, 2015, **137**, 660–663; (e) Q. Ye, P. Qu and S. A. Snyder, *J. Am. Chem. Soc.*, 2017, **139**, 18428–18431; (f) M. J. Zeiler, G. M. Connors, G. M. Durling, A. G. Oliver, L. Marquez, R. J. Melander, C. L. Quave and C. Melander, *Angew. Chem., Int. Ed.*, 2022, **61**, e202117458; (g) W. Zhu, Q. Yin, Z. Lou and M. Yang, *Nat. Commun.*, 2022, **13**, 6633.
- (a) R. H. Pouwer, H. Schill, C. M. Williams and P. V. Bernhardt, *Eur. J. Org. Chem.*, 2007, 4699–4705; (b) P. M. Mirzayans, R. H. Pouwer, C. M. Williams and P. V. Bernhardt, *Eur. J. Org. Chem.*, 2012, 1633–1638.
- A. T. Merritt, R. H. Pouwer, D. J. Williams, C. M. Williams and S. V. Ley, *Org. Biomol. Chem.*, 2011, **9**, 4745–4747.
- (a) H.-J. Liu, J.-L. Zhu, I.-C. Chen, R. Jankowska, Y. Han and K.-S. Shia, *Angew. Chem., Int. Ed.*, 2003, **42**, 1851–1853; (b) I.-C. Chen, Y.-K. Wu, H.-J. Liu and J.-L. Zhu, *Chem. Commun.*, 2008, 4720–4722.
- (a) X. Liu and C.-S. Lee, *Org. Lett.*, 2012, **14**, 2886–2889; (b) G. Du, G. Wang, W. Ma, Q. Yang, W. Bao, X. Liang, L. Zhu and C.-S. Lee, *Synlett*, 2017, **28**, 1394–1406.
- (a) L. Li, Z. Chen, X. Zhang and Y. Jia, *Chem. Rev.*, 2018, **118**, 3752–3832; (b) X.-Y. Liu and Y. Qin, *Green Synth. Catal.*, 2022, **3**, 25–39; (c) K. Chen and P. S. Baran, *Nature*, 2009, **459**, 824–828; (d) S. B. Jones, B. Simmons, A. Mastracchio and D. W. C. MacMillan, *Nature*, 2011, **475**, 183–188; (e) S. A. Snyder, A. Gollner and M. I. Chiriac, *Nature*, 2011, **474**, 461–466; (f) W. Ren, Y. Bian, Z. Zhang, H. Shang, P. Zhang, Y. Chen, Z. Yang, T. Luo and Y. Tang, *Angew. Chem., Int. Ed.*, 2012, **51**, 6984–6988; (g) O. Wagnières, Z. Xu, Q. Wang and J. Zhu, *J. Am. Chem. Soc.*, 2014, **136**, 15102–15108; (h) X.-Z. Huang, L.-H. Gao and P.-Q. Huang, *Nat. Commun.*, 2020, **11**, 5314; (i) Y. Kanda, Y. Ishihara, N. C. Wilde and P. S. Baran, *J. Org. Chem.*, 2020, **85**, 10293–10320; (j) J. H. Kim, H. Jeon, C. Park, S. Park and S. Kim, *Angew. Chem., Int. Ed.*, 2021, **60**, 12060–12065; (k) W. Chen, Y. Ma, W. He, Y. Wu, Y. Huang, Y. Zhang, H. Tian, K. Wei, X. Yang and H. Zhang, *Nat. Commun.*, 2022, **13**, 908.
- E. Fujita, I. Uchida and T. Fujita, *J. Chem. Soc., Chem. Commun.*, 1973, 793–794.
- (a) K. Afarinkia, V. Vinader, T. D. Nelson and G. H. Posner, *Tetrahedron*, 1992, **48**, 9111–9171; (b) Q. Cai, *Chin. J. Chem.*, 2019, **37**, 946–976; (c) D. Dobler, M. Leitner, N. Moor and O. Reiser, *Eur. J. Org. Chem.*, 2021, 6180–6205; (d) G. Huang, C. Kouklovsky and A. de la Torre, *Chem.–Euro. J.*, 2021, **27**, 4760–4788; (e) M.-M. Xu and Q. Cai, *Chin. J. Org. Chem.*, 2022, **42**, 698–713; (f) I.-J. Shin, E.-S. Choi and C.-G. Cho, *Angew. Chem., Int. Ed.*, 2007, **46**, 2303–2305; (g) P. Zhao and C. M. Beaudry, *Angew. Chem., Int. Ed.*, 2014, **53**, 10500–10503; (h) P. Gan, M. W. Smith, N. R. Braffman and S. A. Snyder, *Angew. Chem., Int. Ed.*, 2016, **55**, 3625–3630; (i) N. Wang, J. Liu, C. Wang, L. Bai and X. Jiang, *Org. Lett.*, 2018, **20**, 292–295; (j) X. Yu, L. Xiao, Z. Wang and T. Luo, *J. Am. Chem. Soc.*, 2019, **141**, 3440–3443; (k) M. Haider, G. Sennari, A. Eggert and R. Sarpong, *J. Am. Chem. Soc.*, 2021, **143**, 2710–2715; (l) K.-H. Sim, T. ul Ansari, Y.-G. Park, Y. Jeong, S.-H. Oh, H.-W. Min, D.-Y. Jeon, H. Kim and C.-G. Cho, *Angew. Chem., Int. Ed.*, 2022, **61**, e202212016.
- I. E. Markó and G. R. Evans, *Tetrahedron Lett.*, 1994, **35**, 2771–2774.
- G. H. Posner, F. Eydoux, J. K. Lee and D. S. Bull, *Tetrahedron Lett.*, 1994, **35**, 7541–7544.
- P. Burch, M. Binaghi, M. Scherer, C. Wentzel, D. Bossert, L. Eberhardt, M. Neuburger, P. Scheiffele and K. Gademann, *Chem.–Euro. J.*, 2013, **19**, 2589–2591.



- 18 (a) G. Huang, R. Guillot, C. Kouklovsky, B. Maryasin and A. de la Torre, *Angew. Chem., Int. Ed.*, 2022, **61**, e202208185; (b) G. Huang, C. Kouklovsky and A. de la Torre, *J. Am. Chem. Soc.*, 2022, **144**, 17803–17807.
- 19 (a) X.-W. Liang, Y. Zhao, X.-G. Si, M.-M. Xu, J.-H. Tan, Z.-M. Zhang, C.-G. Zheng, C. Zheng and Q. Cai, *Angew. Chem., Int. Ed.*, 2019, **58**, 14562–14567; (b) X.-G. Si, Z.-M. Zhang, C.-G. Zheng, Z.-T. Li and Q. Cai, *Angew. Chem., Int. Ed.*, 2020, **59**, 18412–18417; (c) Y. Lu, M.-M. Xu, Z.-M. Zhang, J. Zhang and Q. Cai, *Angew. Chem., Int. Ed.*, 2021, **60**, 26610–26615; (d) M.-M. Xu, L. Yang, K. Tan, X. Chen, Q.-T. Lu, K. N. Houk and Q. Cai, *Nat. Catal.*, 2021, **4**, 892–900; (e) J.-X. He, X.-G. Si, Q.-T. Lu, Q.-W. Zhang and Q. Cai, *Chin. J. Chem.*, 2023, **41**, 21–26; (f) X.-G. Si, S.-X. Feng, Z.-Y. Wang, X. Chen, M.-M. Xu, Y.-Z. Zhang, J.-X. He, L. Yang and Q. Cai, *Angew. Chem., Int. Ed.*, 2023, **62**, e202303876.
- 20 J. L. Marco, B. Rodriguez, C. Pascual, G. Savona and F. Piozzi, *Phytochemistry*, 1983, **22**, 727–731.
- 21 P. Y. Malakov, G. Y. Papanov and N. M. Mollov, *Tetrahedron Lett.*, 1978, **23**, 2025–2026.
- 22 M. Qiu, D. Cao, Y. Gao, S. Li, J. Zhu, B. Yang, L. Zhou, Y. Zhou, J. Jin and Z. Zhao, *Fitoterapia*, 2016, **108**, 81–86.
- 23 H.-W. Lv, J.-G. Luo, M.-D. Zhu, S.-M. Shan and L.-Y. Kong, *Chem. Pharm. Bull.*, 2014, **62**, 472–476.
- 24 (a) D. P. Popa and A. M. Reinbol'd, *Chem. Nat. Compd.*, 1973, **9**, 27–30; (b) D. P. Popa, A. M. Reinbol'd and A. I. Rezvukhin, *Chem. Nat. Compd.*, 1973, **9**, 165–169.
- 25 M. Qiu, J. Jin, L. Zhou, W. Zhou, Y. Liu, Q. Tan, D. Cao and Z. Zhao, *Phytochemistry*, 2018, **145**, 103–110.
- 26 (a) A. Carlone, M. Marigo, C. North, A. Landa and K. A. Jørgensen, *Chem. Commun.*, 2006, 4928–4930; (b) B. Hong, D. Hu, J. Wu, J. Zhang, H. Li, Y. Pan and X. Lei, *Chem.–Asian J.*, 2017, **12**, 1557–1567.
- 27 (a) G. W. Kabalka, D. T. C. Yang and J. D. Baker, *J. Org. Chem.*, 1976, **41**, 574–575; (b) E. C. Angell, F. Fringuelli, F. Pizzo, A. Taticchi and E. Wenkert, *J. Org. Chem.*, 1988, **53**, 1424–1426.
- 28 A. P. Krapcho, J. F. Weimaster, J. M. Eldridge, E. G. E. J. Jr, A. J. Lovey and W. P. Stephens, *J. Org. Chem.*, 1978, **43**, 138–147.
- 29 (a) S. Zhou, C.-R. Chen and H.-M. Gau, *Org. Lett.*, 2010, **12**, 48–51; (b) K.-H. Wu, S. Zhou, C.-A. Chen, M.-C. Yang, R.-T. Chiang, C.-R. Chen and H.-M. Gau, *Chem. Commun.*, 2011, **47**, 11668–11670; (c) N. J. Line, A. C. Burns, S. C. Butler, J. Casbohm and C. J. Forsyth, *Chem.–Euro. J.*, 2016, **22**, 17983–17986.
- 30 A. J. Mancuso, S.-L. Huang and D. Swern, *J. Org. Chem.*, 1978, **43**, 2480–2482.
- 31 B. S. Bal, W. E. Childers Jr and H. W. Pinnick, *Tetrahedron*, 1981, **37**, 2091–2096.
- 32 S. Iimura, L. E. Overman, R. Paulini and A. Zakarian, *J. Am. Chem. Soc.*, 2006, **128**, 13095–13101.
- 33 (a) J. G. Allen and S. J. Danishefsky, *J. Am. Chem. Soc.*, 2001, **123**, 351–352; (b) U. Shah, S. Chackalamannil, A. K. Ganguly, M. Chelliah, S. Kolotuchin, A. Buevich and A. McPhail, *J. Am. Chem. Soc.*, 2006, **128**, 12654–12655.
- 34 M. A. Chatterjee, A. Banerjee and F. Bohlman, *Tetrahedron*, 1977, **33**, 2407–2414.
- 35 D. L. J. Clive, Minaruzzaman and L. Ou, *J. Org. Chem.*, 2005, **70**, 3318–3320.
- 36 G. M. Rubottom, M. A. Vazquez and D. R. Pelegrina, *Tetrahedron Lett.*, 1974, **15**, 4319–4322.
- 37 G. C. Andrews and T. C. Crawford, *Tetrahedron Lett.*, 1980, **21**, 693–696.

