

Cite this: *Chem. Sci.*, 2023, 14, 10806




All publication charges for this article have been paid for by the Royal Society of Chemistry

Received 4th August 2023
Accepted 18th September 2023

DOI: 10.1039/d3sc04073a

rsc.li/chemical-science

General acid-mediated aminolactone formation using unactivated alkenes†

David Just,‡ Carlos R. Gonçalves,‡ Uroš Vezonik,  Daniel Kaiser 
and Nuno Maulide *

Spirocyclic butyrolactones and butenolides are widespread structural motifs in bioactive substances. Despite their prevalence, a simple method ensuring their direct preparation from exocyclic alkenes, ideally in a late-stage context, remains elusive. Herein, we report direct aminolactone formation using unactivated alkenes which addresses this gap, employing cheap and readily available reactants. The method relies on the hijacking of a cationic aminoalkylation pathway and affords (spiro)aminolactones with excellent functional group tolerance and chemoselectivity. The synthetic versatility of the products is demonstrated through a range of transformations, notably exploiting stereospecific rearrangement chemistry to produce sterically congested scaffolds.

Introduction

Butyrolactones and butenolides are ubiquitous structural motifs.¹ Spirocyclic butyrolactones and butenolides, such as those shown in Fig. 1a, are of particular importance: as a result of the spirocenter, they possess interesting conformational features that directly impact their biodynamic properties.² For instance, the terpenoid Andiro lactone³ has shown antibiotic and cytotoxic activity; the polyketide Lambertellol A⁴ possesses antifungal activity; the indole alkaloid Rugulovasine⁵ shows excellent affinity to 5-HT_{1A} receptors; and the diterpenoid Stypolactone⁶ exhibits activity towards human lung and colon carcinoma cell lines (Fig. 1a). There is a demand for facile and convenient methods to access these architectures, especially in late-stage contexts. So far, the most common synthetic approaches towards similar spiro lactone cores either build on multistep transformations of cyclic ketones,⁷ or rely on coupling of the preassembled lactone core.⁸ Both directions are, however, associated with tedious multistep sequences. A straightforward strategy for the direct preparation of such constructs from exocyclic alkene precursors remains a sought-after approach.

A number of approaches to convert alkenes into butyrolactones are known. In 2010, Jiang described a Cu-catalyzed coupling of alkenes and anhydrides using oxygen as an oxidant (Fig. 1b).⁹ The method is limited to styrene derivatives, precluding access to important families of lactones. Later, the Nicewicz group developed an oxidative approach employing

a Fukuzumi-type acridinium photocatalyst and sub-stoichiometric quantities of a redox-active hydrogen atom donor (Fig. 1c).¹⁰ As this method relies on oxidation of the alkene to a radical cation, which is annulated with the unsaturated acid partner through polar-radical crossover, this method is limited to easily oxidizable alkenes such as styrenes.

More recently, the Kokotos group developed a reductive photocatalytic manifold utilizing Ru(bpy)₃Cl₂,¹¹ improving on earlier, conceptually related protocols that required stoichiometric amounts of initiators¹² or copper.¹³ This relies on the addition of a radical, stemming from an α -halocarboxylic acid, to the alkene followed by iodine atom transfer (IAT), after which the lactone is formed through intramolecular substitution (Fig. 1d). While amenable to a wider range of alkene partners, this protocol still necessitates a stoichiometric amount of ascorbate as the reducing agent. Moreover, 1,1-disubstituted alkenes—such as those that might result in spirocyclic products—were found to suffer competitive elimination processes, a notable limitation.

To the best of our knowledge, hitherto only few reports for the preparation of spirobutyrolactones from exocyclic alkene precursors exist. One such transformation was reported by Curran in 1989, where a radical one-pot atom-transfer addition/annulation of iodomalonnate with methylenecyclohexane, catalyzed by hexabutyliditin under visible-light irradiation, delivered a spirocyclic lactone carrying an electron-withdrawing substituent (Fig. 1).¹⁴ Intriguingly, a common feature of all methods presented above is the deployment of a metal-based catalyst in conjunction with a stoichiometric redox-active reagent or iodine-tailored reactants. Moreover, they are often limited to specific substrates, preventing general applicability. Another seminal example reported by Li relied on the use of primary anilines and aldehydes, as well as a combination of both a Brønsted and a Lewis acid (Fig. 1f).¹⁵ This transformation

Institute of Organic Chemistry, University of Vienna, Währinger Straße 38, 1090 Vienna, Austria. E-mail: nuno.maulide@univie.ac.at

† Electronic supplementary information (ESI) available. CCDC 2222954. For ESI and crystallographic data in CIF or other electronic format see DOI: <https://doi.org/10.1039/d3sc04073a>

‡ These authors contributed equally.



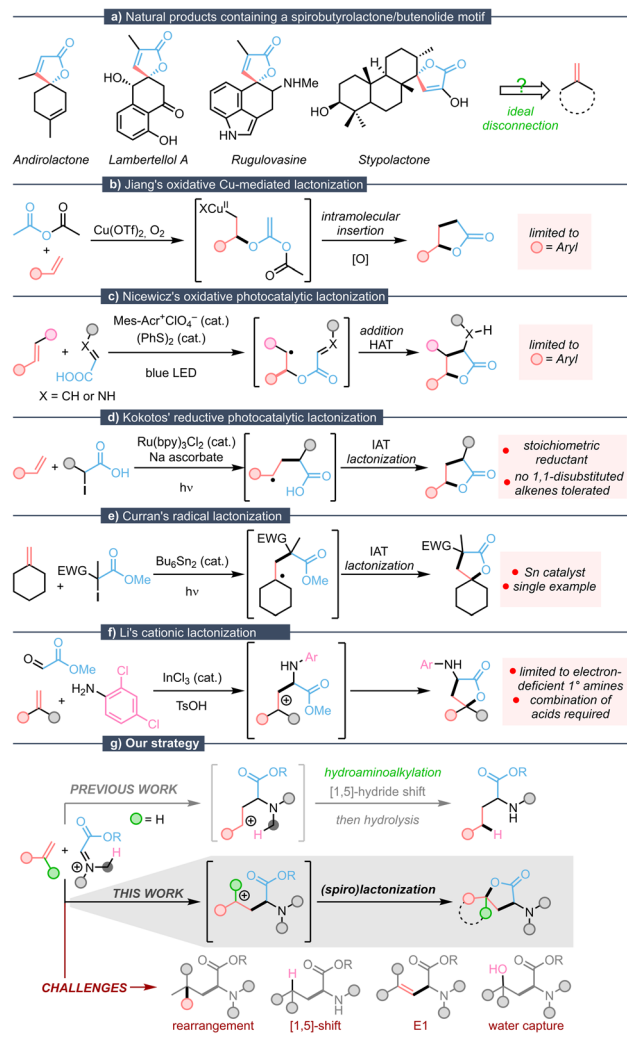


Fig. 1 (a) Selected examples of natural products containing spirobutyrolactone motives and their conceptual tracing back to an exocyclic methylene precursor. (b–f) State-of-the-art methods for the transformation of double bonds to butyrolactone cores. (g) Our novel, metal-free strategy for butyrolactone synthesis from alkenes.

proceeds *via* the addition of the alkene to an iminium ion formed *in situ*, followed by cyclization with the adjacent ester. Importantly, however, this protocol is limited to polychlorinated—*i.e.* highly electron-deficient—primary anilines, underlining the importance of the electronic nature of the amines (as revealed by further studies in our laboratory).¹⁶

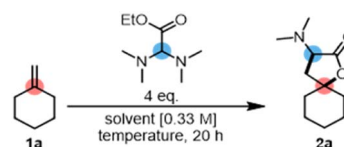
We have previously reported an approach to hydroaminoalkylation relying on rapid intermolecular aza-Prins-type reaction of electron-deficient iminium ions with alkenes, followed by an internal and redox-neutral reduction event (1,5-hydride transfer) (Fig. 1g, top).¹⁷ In contrast, the work we shall present in this communication details an alternative reaction outcome, observed when stabilized carbocationic intermediates reroute the reaction pathway (Fig. 1g, middle). Herein, we report the development of the first general, one-step cationic formation of (spiro)aminolactones from alkenes, including late-stage functionalization reactions and further product manipulations showcasing the power of this deceitfully simple transformation.

Results and discussion

Spiroaminolactone formation was first observed when methyl-encyclohexene (**1a**) was employed as the substrate for an attempted hydroaminoalkylation with an aminal derived from ethyl glyoxylate.^{17b} While we were intrigued by the unforeseen obtention of product **2a**, the accompanying by-products in this initial experiment also made us keenly aware of the potential competing pathways (Fig. 1g, bottom). These potential pitfalls include not only the originally reported internal redox event by [1,5]-hydride transfer, but also processes of elimination and water capture of the intermediate, which were initially observed in varying amounts.

Following the finding that, when employing methyl-encyclohexane (**1a**) as the substrate, the spirocyclic lactone **2a** was formed in 57% yield (Table 1, entry 1), we engaged in further optimization of the process, pursuing a method which could deliver such products selectively. As we hypothesized that the observed reaction might benefit from increased stabilization of a (longer-lived) carbocationic intermediate, enabling capture by the proximal carboxylic ester moiety (see Fig. 1f, middle), we considered adding a polar co-solvent. While the addition of NMP (*N*-methyl-2-pyrrolidone) did lead to an increased yield (entry 2), it rendered isolation challenging, leading us to pursue alternatives. Ethyl acetate provided a slightly lower yield at the same temperature (50 °C, entry 3), but a decrease in temperature to 20 °C surprisingly led to an improved result (entry 4). An ethereal solvent, DME (1,2-dimethoxyethane), employed at the same temperature gave a satisfactory yield (entry 5), which was enhanced further by raising the reaction temperature to 70 °C (entry 6). However, concerns regarding the stability of the aminal reactant led us to select 50 °C as the optimal temperature, affording **2a** in 82% isolated yield (entry 7).

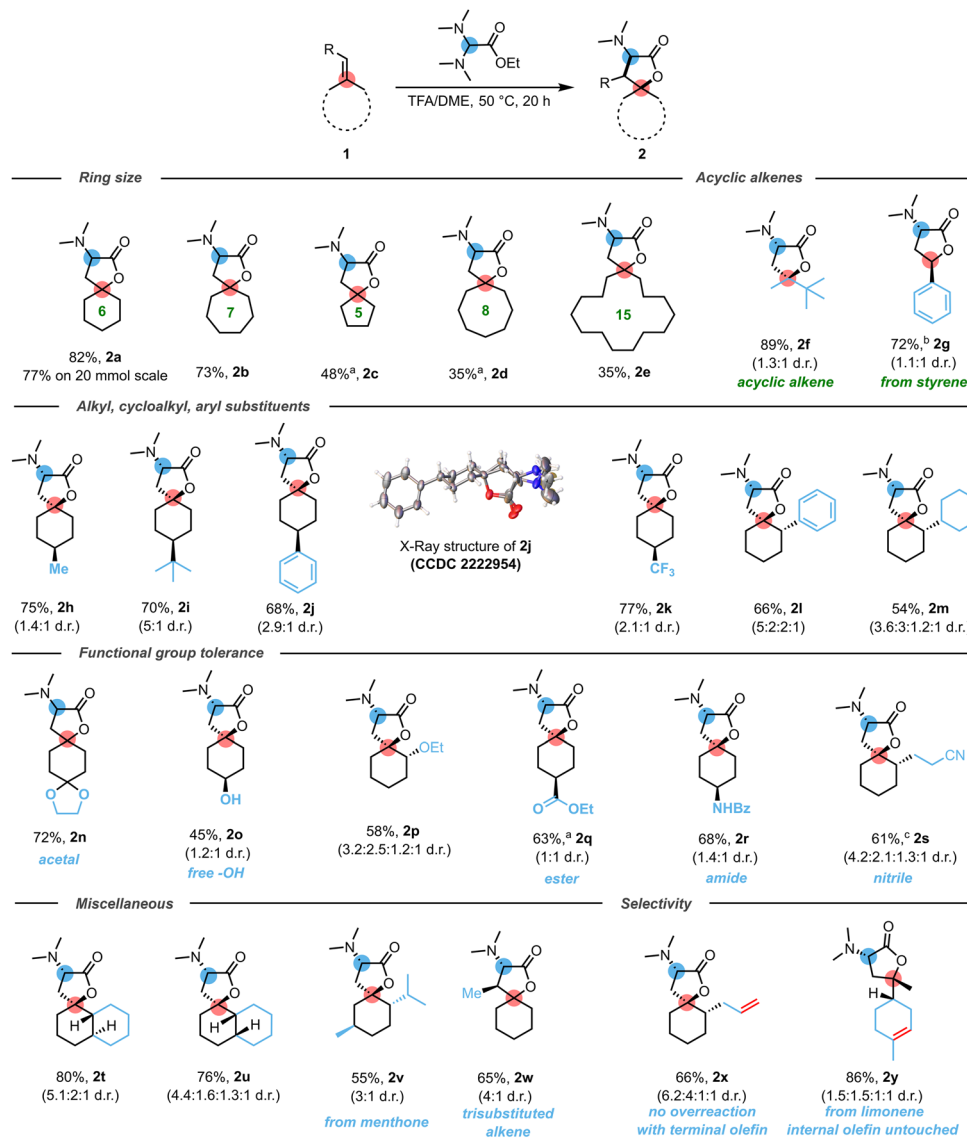
Table 1 Optimization of the reaction conditions. Reactions were conducted on 0.2 mmol scale. Yields were determined by ¹H-NMR using mesitylene as an internal standard, unless stated otherwise. Optimal reaction conditions: **1a** (1 eq.), aminal (4 eq.), TFA/DME (1 : 1, 0.3 M), 50 °C, 20 h



Entry	Solvent	T (°C)	Yield (%)
1	TFA	50	57
2	TFA/NMP	50	75
3	TFA/EtOAc	50	63
4	TFA/EtOAc	20	80
5	TFA/DME	20	63
6	TFA/DME	70	78
7	TFA/DME	50	85 (82)^a

^a Isolated yield. For further details see the ESI.





Scheme 1 Substrate scope for the synthesis of α -amino butyrolactones. Reactions conducted on 0.2 mmol scale using 4 eq. a-minal in a TFA/DME mixture 1:1 (0.3 M) at 50 °C for 20 h. ^aReaction performed using a TFA/EtOAc solvent mixture at 25 °C. ^bAddition of alkene at 50 °C and heating the solvent mixture to 100 °C. ^cReaction performed using a TFA/DME solvent mixture at 75 °C. See the ESI† for details and for additional examples illustrating the reactivity patterns of other classes of alkenes.

To evaluate the scope of this method, an array of alkenes adorned with various functional groups was subjected to the optimized reaction conditions. The results are compiled in Scheme 1. In the exocyclic alkene series, the best results were obtained for six- and seven-membered ring substrates (**1a** and **1b**), providing high yields for the corresponding (spiro)amino-lactones **2a** and **2b** (Scheme 1), while methylenecyclopentane (**1c**) and -cyclooctane (**1d**) were, by comparison, less efficient. Interestingly, methylenecyclopentadecane (**1e**), featuring a 15-membered ring, was a competent substrate, yielding the spiro-lactone **2e** and emphasizing the simplicity with which this process enables the opening of chemical space around the spiro-lactone motif. To further inquire whether the reaction is limited to cyclic systems, we investigated 2,3,3-trimethylbut-1-ene and styrene as potential substrates. The monocyclic lactone **2f**

was obtained in excellent 89% yield, while styrene-derived **2g** was produced in good isolated yield, showing that the method presented herein is, to the best of our knowledge, the only lactone synthesis that can address a range of olefinic precursors (aryl-, alkyl, 1,1-disubstituted, and—as shown later—trisubstituted).

A range of substituents on the carbocycle (including methyl, *tert*-butyl, trifluoromethyl, phenyl and cyclohexyl) were tolerated, leading to products **2h–m**. Interestingly, substitution at position 4 of the cyclohexane framework resulted only in two diastereomers (**2h–2k**)—the reason being the pseudo-chiral nature of the spiro-stereocenter. This pseudo-chirality¹⁸ imparts peculiar symmetry to the products, creating diastereomers only with respect to the relationship between the spiro-center and the substituent on the six-membered ring. Inverting the orientation of the C–N bond, on the other hand, only converts one



enantiomer into the other (see ESI† for details). The structure of the major diastereomer (shown) was unambiguously confirmed by X-ray analysis (see crystal structure of **2j** and ESI† for details).

When evaluating functional group tolerance, we found that acetals (**2n**),¹⁹ alcohols (**2o**),²⁰ and ethers (**2p**), as well as other carboxylates and derivatives thereof, such as an ester (**2q**), amide (**2r**) or nitrile (**2s**), all were compatible with this acid-mediated protocol.

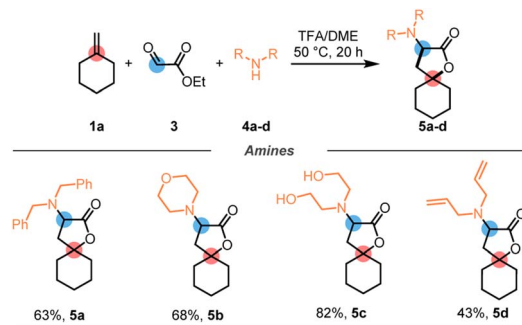
Moreover, both *trans*- and *cis*-decalin provided high yields for lactones **2t** and **2u**, and the alkene formed by methylenation of menthone also afforded **2v** in good yield. Similarly, a trisubstituted alkene (**1w**) also provided the highly decorated lactone **2w** in good yield, with an *anti*:*syn* ratio of 4:1.

To our delight, a terminal olefin (**2x**) was also well tolerated. Notably, despite having the potential to undergo hydro-aminoalkylation, the allyl appendage of substrate **1t** neither competed with the exocyclic double bond, nor did the formed product engage in overreaction. Further exquisite selectivity was observed for limonene (**1y**), which underwent exclusive reaction at the 1,1-disubstituted olefin, to form **2y** (see the ESI† for additional examples illustrating the reactivity patterns of other classes of alkenes).

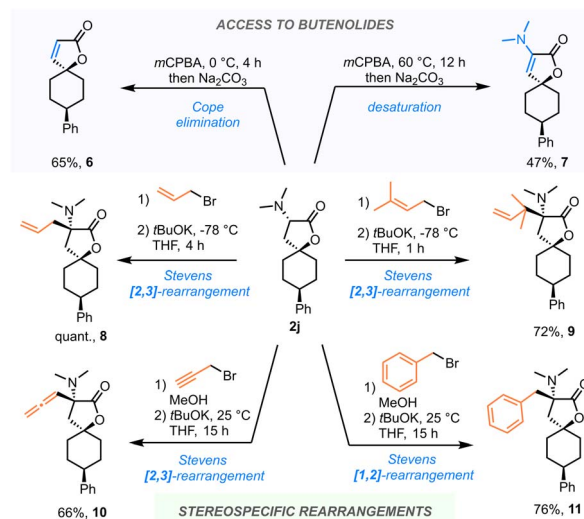
Notably, the reaction is not limited to animals bearing methyl groups on nitrogen, as highlighted by the diverse alkylamines shown in Scheme 2.

Importantly, we found that *in situ* condensation of ethyl glyoxylate with the desired amine²¹ is possible, ultimately rendering the reaction a three-component coupling of an alkene (**1**), glyoxylate (**3**), and an amine (**4**), to deliver spiro lactones **5** with high levels of efficiency (Scheme 2). Several secondary amines (dibenzylamine **5a**, morpholine **5b**, diethanolamine **5c**, and diallylamine **5d**) were employed and gave the desired lactone products in good yields throughout, highlighting further the synthetic versatility of this method compared to previously established procedures.¹⁶

We soon became intrigued by the synthetic possibilities made available by the amino functionality, which is a pervasive feature of the products of this reaction. To showcase its utility as a synthetic handle, several reactions of spirobutyrolactone **2h** were studied in more detail, resulting in its successful transformation into a range of structurally distinct products (Scheme 3). Indeed, conversion to the respective amine *N*-oxide (using



Scheme 2 Substrate scope relying on *in situ* condensation of ethyl glyoxylate (**3**) and amine (**4a-d**). 4 eq. of **3** and **4a-d** were employed. See ESI† for details.



Scheme 3 Post-synthetic modifications utilizing the amine as a functional handle. See ESI† for details.

*m*CPBA at 0 °C) triggered Cope elimination, unmasking the spirocyclic butenolide **6** in 65% yield. Interestingly, deploying the same conditions, but at 60 °C, provided spiroaminobutenolide **7**.²²

Most interestingly, the amino group can serve as a handle for stereospecific functionalization at the α -position through rearrangement chemistry. As shown, facile alkylation of the amine moiety (to yield an intermediate ammonium salt) enables the deployment of a range of C–C bond forming processes. While allylation of **2h**, followed by treatment with a base, delivers α -allyl-spirolactone **8**, the use of prenyl- or propargyl bromide results in the products of reverse prenylation (**9**) or allenylation (**10**), which would arguably be very challenging to access otherwise. These appear to result from a [2,3]-Stevens rearrangement reaction manifold.²³ In contrast, when benzyl bromide is used as the alkylating agent, the benzyl group migrates through a [1,2]-Stevens rearrangement pathway (*cf.* **11**),²⁴ requiring higher temperature (25 °C) and longer reaction time. It is noteworthy that all these rearrangement products were obtained in high yields in a stereospecific manner.

Conclusions

In summary, we have developed a transformation that delivers amino-butyrolactones from unactivated alkenes. The method distinguishes itself from the state-of-the-art in this area by its simplicity, ready availability of reagents and broad functional group tolerance. Importantly, this transformation can also be conducted as a three-component coupling, further enhancing its synthetic value. The products carry a versatile amino group which can be cleaved, retained, or harnessed as a handle for further stereospecific C–C bond formation, capitalizing on the elegance of sigmatropic rearrangements. We believe that this transformation is likely to find broad applicability in the field of bioactive-molecule synthesis.



Data availability

All experimental data, and detailed experimental procedures are available in the published article and ESI.†

Author contributions

The work was conceptualized by N. M. The experiments were performed by D. J., C. R. G., and U. V. The manuscript was written through contributions of all authors. D. K. and N. M. were involved in manuscript editing, finalizing and overall supervision of the project. N. M. secured funding and supervised the entire work.

Conflicts of interest

There are no conflicts to declare.

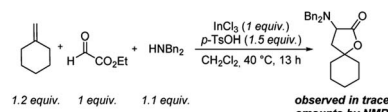
Acknowledgements

This research was funded by the Austrian Science Fund (FWF P32607), the European Research Council (ERC CoG VINCAT 682002) and the Fundação para a Ciência e Tecnologia (FCT SFRH/BD/141844/2018 fellowship to C. R. G.) is highly appreciated. We are very grateful to the University of Vienna for continued support of our research programs. Support by A. Prado-Roller and T. Grüne (both from University of Vienna) with crystal structure determination, and by E. Turhan, L. Pollesböck, C. Itzenthaler, S. Armentia-Matheu, C.-S. Hsu, as well as I. Mosiagin (all from University of Vienna) with preliminary and ancillary experiments is gratefully acknowledged. We also acknowledge Prof. H. Martin (University of Vienna) for assistance regarding the stereochemical properties of substituted (spiro)aminolactones.

Notes and references

- 1 S. Gil, M. Parra, P. Rodriguez and J. Segura, *Mini-Rev. Org. Chem.*, 2009, **6**, 345–358.
- 2 For examples of spirocyclic lactone/butenolide natural products with relevant pharmacological properties, see: (a) R. Pradhan, M. Patra, A. K. Behera, B. K. Mishra and R. K. Behera, *Tetrahedron*, 2006, **62**, 779–828; (b) P. Yadav, R. Pratap and V. Ji Ram, *Asian J. Org. Chem.*, 2020, **9**, 1377–1409; (c) S. Mandal and B. Thirupathi, *Org. Biomol. Chem.*, 2020, **18**, 5287–5314.
- 3 H. Avciyasi, H. Anil and M. Toprak, *Phytochemistry*, 1987, **26**, 2852–2854.
- 4 T. Murakami, Y. Takahashi, E. Fukushi, J. Kawabata, M. Hashimoto, T. Okuno and Y. Harada, *J. Am. Chem. Soc.*, 2004, **126**, 9214–9220.
- 5 F. Bartocchini, A. Regni, M. Retini and G. Piersanti, *Eur. J. Org. Chem.*, 2022, **2022**, e202200315.
- 6 E. Dorta, M. Cueto, A. R. Díaz-Marrero and J. Darias, *Tetrahedron Lett.*, 2002, **43**, 9043–9046.
- 7 (a) E. Öhler, K. Reininger and U. Schmidt, *Angew. Chem., Int. Ed.*, 1970, **9**, 457–458; (b) A. Löffler, R. J. Pratt, H. P. Ruesch

- and A. S. Dreiding, *Helv. Chim. Acta*, 1970, **53**, 383–403; (c) A. Srikrishna and G. V. R. Sharma, *Tetrahedron Lett.*, 1988, **29**, 6487–6488; (d) A. Orduña, L. G. Zepeda and J. Tamariz, *Synthesis*, 1993, 375–377; (e) N. Krause, *Liebigs Ann. Chem.*, 1990, 603–604; (f) C. K. G. Gerlinger, S. Krüger and T. Gaich, *Chem.-Eur. J.*, 2018, **24**, 3994–3997; (g) W. S. Johnson, D. J. Dumas and D. Berner, *J. Am. Chem. Soc.*, 1982, **104**, 3510–3511; (h) For a recent example of multistep spiro lactone construction in the elegant first total synthesis of Havellockate, see: N. J. Hafeman, M. Chan, T. J. Fulton, E. J. Alexy, S. A. Loskt, S. C. Virgil and B. M. Stoltz, *J. Am. Chem. Soc.*, 2022, **144**, 20232–20236.
- 8 (a) M. Nomiya, T. Murakami, N. Takada, T. Okuno, Y. Harada and M. Hashimoto, *J. Org. Chem.*, 2008, **73**, 5039–5047; (b) R. Blanc, V. Héran, R. Rahmani, L. Commeiras and J.-L. Parrain, *Org. Biomol. Chem.*, 2010, **8**, 5490–5494; (c) S. Liras, C. L. Lynch, A. M. Fryer, B. T. Vu and S. F. Martin, *J. Am. Chem. Soc.*, 2001, **123**, 5918–5924; (d) S. F. Martin and K. J. Barr, *J. Am. Chem. Soc.*, 1996, **118**, 3299–3300; (e) S. F. Martin, K. J. Barr, D. W. Smith and S. K. Bur, *J. Am. Chem. Soc.*, 1999, **121**, 6990–6997; (f) A. S. Kende, J. I. Martin Hernando and J. B. J. Milbank, *Org. Lett.*, 2001, **3**, 2505–2508; (g) K. Zhang, C. Li, Y. Jia and W. Zhao, *Angew. Chem., Int. Ed.*, 2022, **61**, e202209004; (h) P. Wipf and Y. Kim, *J. Org. Chem.*, 1993, **58**, 1649–1650; (i) W. D. Wulff, B. A. Anderson and A. J. Toole, *J. Am. Chem. Soc.*, 1989, **111**, 5485–5487.
 - 9 L. Huang, H. Jiang, C. Qi and X. Liu, *J. Am. Chem. Soc.*, 2010, **132**, 17652–17654.
 - 10 (a) M. A. Zeller, M. Riener and D. A. Nicewicz, *Org. Lett.*, 2014, **16**, 4810–4813; (b) Q.-B. Zhang, Y.-L. Ban, D.-G. Zhou, P.-P. Zhou, L.-Z. Wu and Q. Liu, *Org. Lett.*, 2016, **18**, 5256–5259; (c) C. L. Cavanaugh and D. A. Nicewicz, *Org. Lett.*, 2015, **17**, 6082–6085.
 - 11 I. Triandafillidi, M. G. Kokotou and C. G. Kokotos, *Org. Lett.*, 2018, **20**, 36–39.
 - 12 (a) J. Wang and C. Li, *J. Org. Chem.*, 2002, **67**, 1271–1276; (b) Y. Hideki, W. Katsuyu, S. Hiroshi and O. Koichiro, *Bull. Chem. Soc. Jpn.*, 2001, **74**, 1963–1970.
 - 13 J. O. Metzger and R. Mahler, *Angew. Chem., Int. Ed.*, 1995, **34**, 902–904.
 - 14 (a) D. P. Curran, M. H. Chen, E. Spletzer, C. M. Seong and C. T. Chang, *J. Am. Chem. Soc.*, 1989, **111**, 8872–8878; (b) N. D. C. Tappin and P. Renaud, *Adv. Synth. Catal.*, 2021, **363**, 275–282.
 - 15 T. Huang and C.-J. Li, *Tetrahedron Lett.*, 2000, **41**, 9747–9751.
 - 16 The reaction of methylenecyclohexane (**1a**) with ethyl glyoxylate (**3**) and dibenzylamine—see Scheme 2, product **5a**—in the presence of InCl_3 and *p*-TsOH and under the previously reported conditions provided only trace amounts of product. See the ESI† for additional details.



- 17 (a) D. Kaiser, V. Tona, C. R. Gonçalves, S. Shaaban, A. Oppedisano and N. Maulide, *Angew. Chem., Int. Ed.*, 2019, **58**, 14639–14643; (b) C.-S. Hsu, C. R. Gonçalves, V. Tona, A. Pons, M. Kaiser and N. Maulide, *Angew. Chem., Int. Ed.*, 2022, **61**, e202115435.
- 18 K. R. Mislow and J. S. Siegel, *J. Am. Chem. Soc.*, 1984, **106**, 3319.
- 19 It is worth noting that the conditions reported in ref.¹⁵, despite initially appearing similar to those shown herein, were found not to tolerate this acetal. See the ESI† for additional details.
- 20 The free alcohol was isolated, regardless of whether the substrate bore a free alcohol and a TBS-ether. The comparatively low yield could be attributed to non-specific decomposition of the secondary alcohol moiety.
- 21 S. Piper and N. Risch, *Synlett*, 2004, 1489–1496.
- 22 See the ESI† for a discussion of the proposed mechanism for formation of product 7.
- 23 X. Lin, W. Yang, W. Yang, X. Liu and X. Feng, *Angew. Chem., Int. Ed.*, 2019, **58**, 13492–13498.
- 24 S. H. Pine, in *Organic Reactions*, 2011, pp. 403–464.

