

Cite this: *Chem. Sci.*, 2023, 14, 3562

All publication charges for this article have been paid for by the Royal Society of Chemistry

Received 2nd February 2023
Accepted 2nd March 2023

DOI: 10.1039/d3sc00595j

rsc.li/chemical-science

Formal synthesis of kibelomycin and derivatisation of amycolose glycosides†

Manuel G. Schriefer,‡ Laura Treiber‡ and Rainer Schobert *

A convergent total synthesis of bacterial gyrase B/topoisomerase IV inhibitor kibelomycin (a.k.a. amycolamicin) (**1**) was devised starting from inexpensive D-mannose and L-rhamnose, which were converted in new efficient ways to an *N*-acylated amycolose and an amykitanose derivative as late building blocks. For the former, we developed an expeditious, general method for the introduction of an α -aminoalkyl linkage into sugars *via* 3-Grignardation. The decalin core was built up in seven steps *via* an intramolecular Diels–Alder reaction. These building blocks could be assembled as published previously, making for a formal total synthesis of **1** in 2.8% overall yield. An alternative order of connecting the essential fragments was also made possible by the first protocol for the direct *N*-glycosylation of a 3-acyltetramic acid.

Introduction

Amycolamicin (**1**) (Scheme 1) was first mentioned in 2008/2009 in patents by Igarashi *et al.* who had isolated it from the bacterium *Amycolatopsis* sp. MK575-fF5.¹ In 2010, proposals for its structure and for the biosynthesis of its *N*-acylated amycolose constituent **4**, featuring an unusual α -aminoethyl branched sugar, were put forward.² In 2011 Singh and coworkers isolated a compound from *Kibdelosporangium* sp. MA 7385 which they dubbed kibelomycin and which they assumed to comprise a largely inverted amykitanose moiety when compared to the purported structure of amycolamicin.³ They recognised its extraordinary efficacy mainly against Gram-positive bacteria, including multidrug resistant pathogens from the ESKAPE panel. In 2012, a Japanese group disclosed a first crystal structure of the β -methyl anomer of amycolose and a revised structure of amycolamicin differing from the earlier one in the configuration of a stereogenic centre in the amykitanose.⁴ In 2014, Singh *et al.* settled the dispute over structure and stereochemistry with an X-ray diffraction analysis of crystals of kibelomycin (**1**) bound to gyrase B/topoisomerase IV.⁵ They revised their original structure proposal and so proved that kibelomycin and amycolamicin are one and the same.

Singh *et al.* also undertook extensive studies of structure activity relationships.⁵ Their crystal structure revealed a horse-shoe-like conformation in which the dichlorinated pyrrole of amycolose amide **4** penetrates the ATP-binding pocket of gyrase

B/topoisomerase IV which is the usual target of known topoisomerase IV inhibitory antibiotics. In contrast to gyrase-inhibiting antibiotics like novobiocin, the decalin, the tetramic acid and the amykitanose fragments of kibelomycin protrude from the usual binding pocket, a possible explanation for it not showing cross resistance with established gyrase inhibitors.

Regarding its synthesis, kibelomycin (**1**) can be dissected in three main parts, which are interesting synthetic targets in their own right. There is a decalinoyltetramic acid, a compound class known for its diverse biological activities.⁶ The decalin is *O*-glycosidically bound to a 3- α -aminoethyl-3,6-dideoxyhexopyranose. A 6-deoxygenated talose, carrying a methyl ether, an acetate and a carbamic acid, is attached to the tetramic acid by an *N*-glycosidic bond. The first synthetic foray towards kibelomycin was the preparation of *N*-acyl amycolose **4** by Kuwahara *et al.* in 2019.⁷ Then, in quick succession, the groups of Li, Kuwahara and Baran published total syntheses of kibelomycin within less than one year from December 2021 until 2022.^{8,9}

Results and discussion

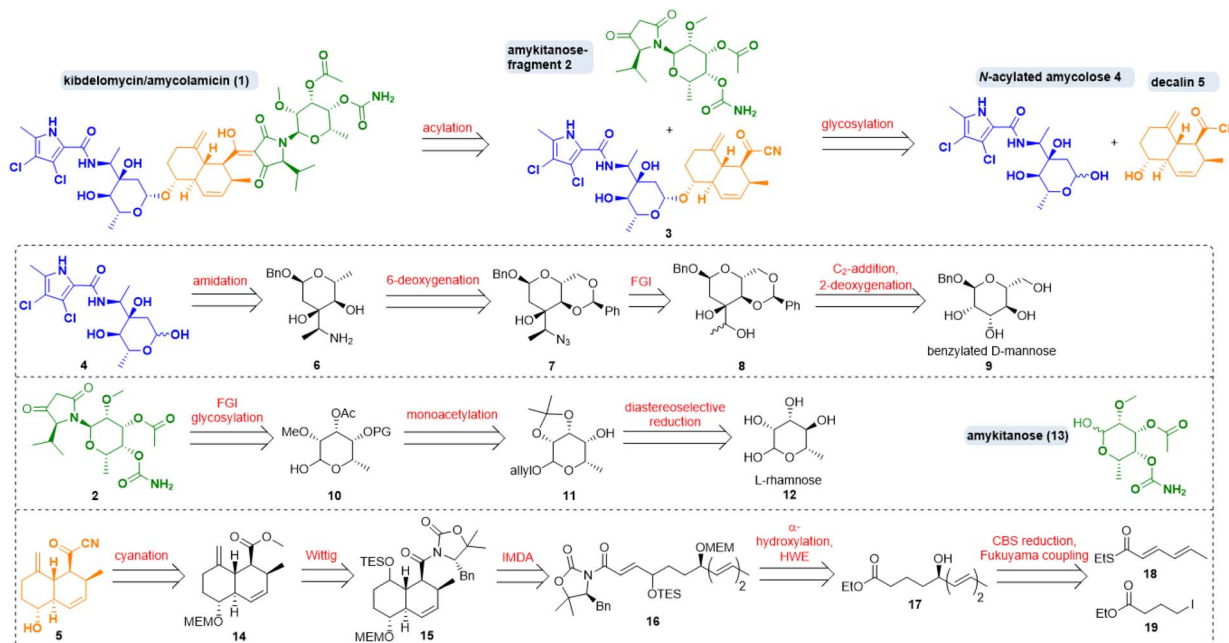
Our retrosynthetic strategy for kibelomycin (**1**) took advantage of a convergent route (Scheme 1). Disconnections were set (i) between *N*-acyl amycolose **4** and decalin fragment **5**, requiring a challenging glycosylation of a 2-deoxy sugar in the forward direction, (ii) between decalin fragment **5** and *N*-amykitanoyltetramic acid **2**, to be linked *via* a 3-acylation of the latter, and (iii) between amykitanose (**13**) and 5-isopropyltetramic acid as present in fragment **2**. This strategy would harness our experience with decalinoyl- and *N*-glycosylated tetramic acids.¹⁰ While working on this project the three mentioned total syntheses were released, so that we decided not to frantically avoid a few of

Organic chemistry laboratory, University of Bayreuth, Universitaetsstr. 30, 95447 Bayreuth, Germany. E-mail: Rainer.Schobert@uni-bayreuth.de

† Electronic supplementary information (ESI) available: Syntheses, characterization and NMR spectra of all new compounds. See DOI: <https://doi.org/10.1039/d3sc00595j>

‡ These authors contributed equally.





Scheme 1 Retrosynthesis of kibelomycin (**1**) and key fragments. FGI: functional group interconversion; IMDA: intramolecular Diels–Alder, HWE: Horner–Wadsworth–Emmons; CBS: Corey–Bakshi–Shibata.

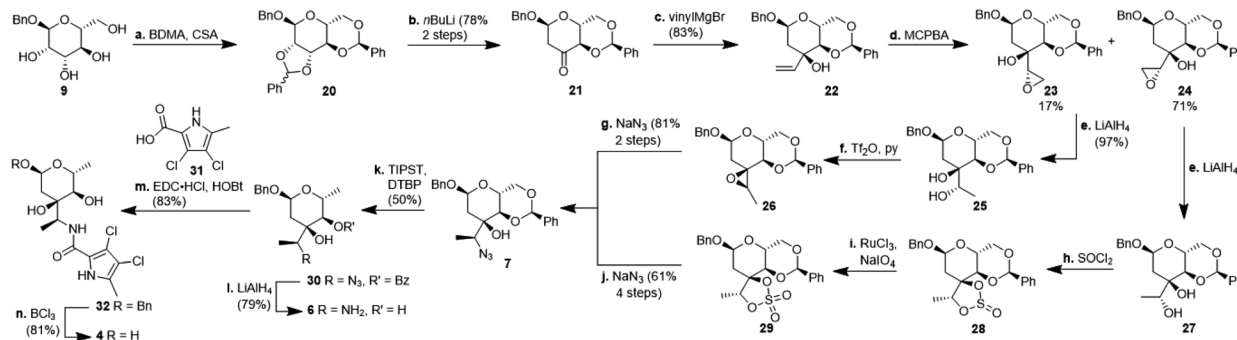
their obvious reaction steps but to concentrate on employing new and more efficient functional group interconversions for the sugar chemistry and to develop an expeditious formal total synthesis of **1**.

The first synthesis by Yang *et al.* resembles ours most because of its convergence and the similarity of some retrosynthetic fragments.⁹ However, we chose distinctly different routes to decalin **5**, *N*-acylated amycolose **4** and amykitanose **13**. For the latter two we used a glycal approach with the advantage of not having to build up every single stereogenic centre by means of expensive catalysts and starting materials. For amycolose derivative **4** we decided to start from inexpensive benzylated D-mannose **9**, which first had to be deoxygenated at 2-position, and in which it was necessary to install an oxidised ethyl group at 3-position. After a second deoxygenation at 6-position and formation of the 3-(α -aminoethyl)sugar **6** the amidation with a dichlorinated pyrrole carboxylic acid should afford **4**. For the synthesis of amykitanose fragment **2** we wanted to start from affordable L-rhamnose (**12**) instead of expensive L-fucose or L-talose. Key steps were the inversion at 4-position, the regioselective monoacetylation at 3-position, the *N*-glycosylation of 5-isopropyltetramic acid, and carbamate formation at C-4. For the synthesis of decalin fragment **5** any reaction other than an intramolecular Diels–Alder (IMDA) cycloaddition was out of the question. In a few steps, starting from thioester **18** and iodide **19**, triene **16** should be accessible *via* Fukuyama coupling, stereoselective reduction of the resulting δ -ketoester to give hydroxyester **17**, α -hydroxylation of the latter, and a chain-lengthening HWE-olefination. The following IMDA should afford mainly the *trans*-decalin scaffold, which had to be olefinated once more and converted to acyl cyanide **5**. Due to the complexity of kibelomycin (**1**) we had to pursue different

synthetic routes to these key fragments. Founded and abandoned attempts are detailed in the ESI.†

For the synthesis of *N*-acylated amycolose **4**, benzyl protected D-mannose **9** was reacted with benzaldehyde dimethyl acetal (BDMA) and camphorsulfonic acid (CSA) to give bisbenzylidene acetal **20**. This was treated, without prior purification, with *n*BuLi at -78 °C to undergo a Klemm–Rodemeyer fragmentation upon warming to -35 °C, affording ketone **21** in 78% yield over two steps (Scheme 2).¹¹ It is worthy of note that a *p*-methoxyphenyl (PMP) instead of a methyl, benzyl or propargyl protecting group at the anomeric position was cleaved under these conditions with release of PMPOH. The subsequent Grignard addition of vinyl magnesium bromide occurred exclusively from the side opposite to the neighbouring 4,6-benzylidene acetal. For the introduction of the amino group we intended an initial stereoselective formation of a secondary alcohol at the ethylene group, accessible *via* epoxidation and ensuing ring opening by a metal hydride, and its S_N2-type substitution with sodium azide. The enantio- and diastereoselective Sharpless and VO(acac)₂/TBHP epoxidations failed, whereas the Prilezhaev epoxidation gave the epoxides **24** and **23** in 88% yield as a separable 4 : 1 mixture of diastereomers which could both be used for the synthesis of **4**. Epoxide opening by LiAlH₄ afforded diols **25** (from **23**) and **27** (from **24**) quantitatively. Applying the Mosher ester method, alcohol **27** was found to be (*S*)-configured (Fig. 1, top).¹² For the retention of its terminal stereogenic centre, diol **25** was submitted to two consecutive S_N2-like reactions. Epoxide formation between the secondary and tertiary alcohol with Tf₂O/pyridine afforded compound **26** which was treated immediately with NaN₃ to furnish azide **7** in 81% over two steps. For the inversion of the terminal stereogenic centre of diol **27**, it was first converted to





Scheme 2 Synthesis of amycolose derivative **4**. BDMA: benzaldehyde dimethyl acetal; CSA: camphorsulfonic acid; MCPBA: 3-chloroperbenzoic acid; Tf₂O: triflic anhydride; TIPST: triisopropylsilanethiol; DTBP: di-*tert*-butylperoxide; EDC: *N*-(3-dimethylaminopropyl)-*N'*-ethylcarbodiimide; HOBt: 1-hydroxybenzotriazole.

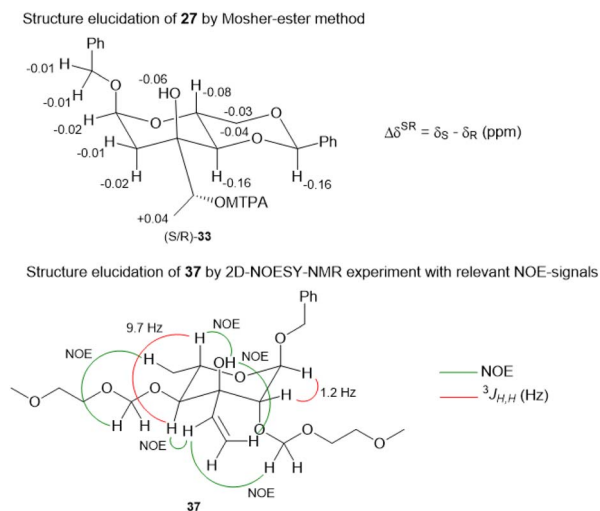
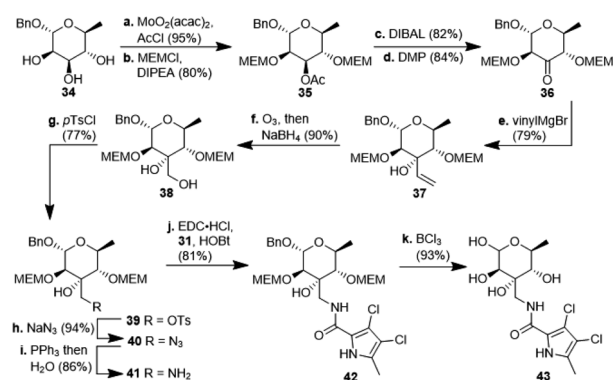


Fig. 1 Structure elucidation of **27** via Mosher ester method (top) and significant NOE-signals for the elucidation of the stereoconfiguration of **37** (bottom).

the sulfite **28**. This was oxidised with RuCl₃/NaIO₄ to sulfate **29** which was reactive enough to render azide **7** (61% over 4 steps) upon treatment with NaN₃ and subsequent acidic hydrolysis of the intermediate sodium sulfate ester (*cf.* ESI† for details). While on small scale this hydrolysis was possible using aqueous H₂SO₄ (70% yield), at a larger scale aqueous H₂SO₄ led to cleavage of the benzylidene acetal and had to be replaced by a pH 4 citric acid buffer. For the 6-deoxygenation of **7** we followed the protocol of Dang *et al.* and employed a system of DTBP/TIPST for its radical-chain redox rearrangement to give benzoate **30**.¹³ After an extensive optimisation this step proceeded with at least 50% yield, which spared us the use of the alternative Hanessian–Hullar reaction with subsequent dehalogenation.¹⁴ Treatment of benzoate **30** with LiAlH₄ led to concomitant azide and benzoate reduction with 79% yield. The resulting amine **6** was selectively acylated with carboxylic acid **31** and EDC·HCl/HOBt to give amide **32** in 83% yield. Other amidation reagents such as BOP or HATU were less effective. Because of the potential hydrogenative dechlorination of the pyrrole we used BCl₃ rather than Pd/C and H₂ for the final

debenzylation step. We obtained a mixture of α - and β -anomers of **4**, the ratio of which was strongly dependent on the solvent and purification. Next, we checked the applicability of this synthesis to other sugars (Scheme 3). We chose *L*-rhamnose to test the introduction of an α -aminoalkyl residue. Benzylated *L*-rhamnose **34** was regioselectively 3-acetylated using a molybdenum catalyst.¹⁵ The hydroxyl groups at 2- and 4-position were MEM-protected (\rightarrow **35**, 80%), because the downstream Grignard reaction would not work with bulky (TBS, Bn) or no protecting groups. After removal of the acetyl group by DIBAL (82%) and DMP-oxidation, ketone **36** was obtained with good yield. Its reaction with vinyl magnesium bromide gave the tertiary allyl alcohol **37** in 79% yield and *dr* > 30 : 1. A 2D-NOESY-experiment proved that the Grignard reagent had attacked from the site opposite to the C4-OMEM group (Fig. 1, bottom). This finding also shows that the group at C4, directing diastereoselective additions, need not be a large 4,6-benzylidene acetal. Next, alkene **37** was converted to primary alcohol **38** by ozonolysis which was tosylated to give **39** that was converted to azide **40**. After Staudinger reaction, the resulting amine **41** was acylated with pyrrole carboxylic acid **31** to give amide **42** in 81% yield. Finally, the benzyl group at the anomeric position as well as both MEM protecting groups of **42** were removed by BCl₃ in



Scheme 3 Synthesis of 3-aminomethyl-6-deoxyhexopyranose derivative **43** starting from benzylated *L*-rhamnose **34**. MEM: methoxyethoxymethyl; DIPEA: diisopropylethylamine; DMP: Dess–Martin periodinane; Ts: tosyl.

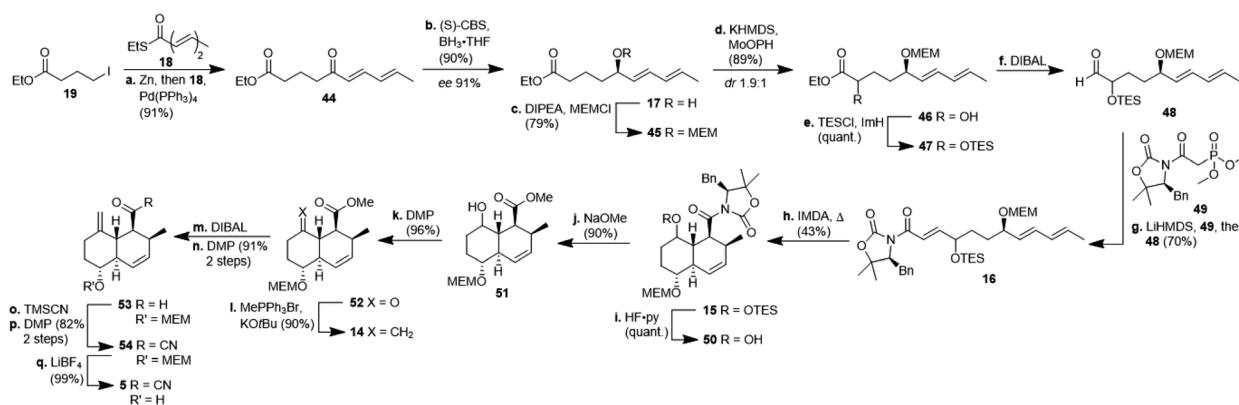


a single step to give the rhamnose derivative **43** in excellent 17% yield over 11 steps. With the synthesis of amycolose and a rhamnose derivative, we demonstrated that this method may be used in general to introduce an α -aminoalkyl linkage in sugars. Moreover, the vinyl group is amenable to a good many other functionalisations (*cf.* ESI[†]). This aspect might facilitate diversity-oriented syntheses of highly functionalised sugars, including even amycolose, given its known cell growth suppression and possible application as an anticancer medication.¹⁶

The synthesis of decalin fragment **5** started with a Fukuyama coupling between ethyl 4-iodobutyrate **19** and ethyl (2*E*,4*E*)-hexa-2,4-dienethioate **18** to give δ -ketoester **44** in 91% yield (Scheme 4).¹⁷ The ketone was reduced with BH₃ in the presence of (*S*)-CBS-catalyst affording alcohol **17** with 90% yield and an ee of 91%. This protocol is easier to use on a laboratory scale than a recently published asymmetric Noyori-type hydrogenation of $\alpha,\beta,\gamma,\delta$ -unsaturated ketones.¹⁸ Unlike other groups who applied a more than quantitative amount of CBS-catalyst, we realised that the reduction proceeded with higher ee when using a merely catalytic amount of CBS-catalyst. After MEM-protection of the alcohol to give ether **45** with 79% yield, a non-trivial α -hydroxylation had to be done at this post-Fukuyama stage, since α -hydroxylated esters from the chiral pool failed to undergo the Fukuyama coupling due to not forming the respective zinc organyl (*cf.* ESI[†]). After quite a few failed attempts with sulfonyloxaziridines, we identified MoOPH/KHMDS as a viable α -hydroxylating agent affording α -hydroxyester **46** with 89% yield and 1.9:1 *dr*. The TES-protected ester **47** was reduced with DIBAL to aldehyde **48** and the latter was submitted to a HWE-olefination with phosphonate **49** to give the triene **16** comprising the SuperQuat auxiliary (70%, two steps). Because HWE-reactions with Evans/Davies auxiliary bearing phosphonates only worked with α -hydroxylated aldehydes but not so with α -methylene substituted aldehydes (*cf.* ESI[†]) we had to postpone the introduction of the methylene group until after the decalin formation. We opted for Davies' SuperQuat auxiliary for the following Diels–Alder reaction, after many attempts to remove an Evans auxiliary had failed after successful Diels–

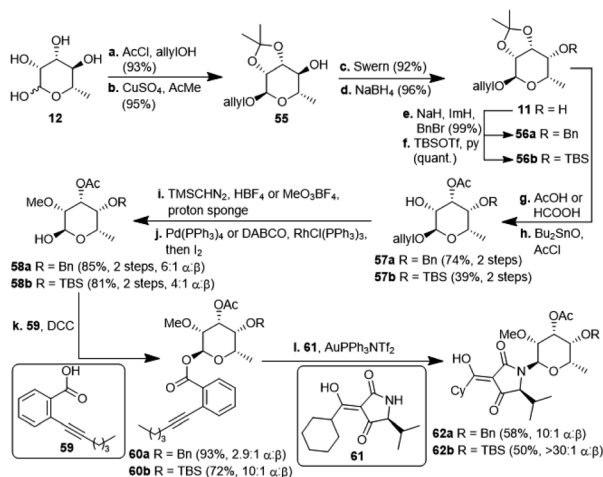
Alder reaction and in accordance with the results of Frossard *et al.*¹⁹ Unlike most who use AlMeCl₂ as a catalyst for the IMDA, we had better results when heating triene **16** in toluene at 80 °C over 3 d which afforded octalin **15** with 43% yield besides some separable undesired *cis*-octalin. Quantitative removal of the TES-protecting group with HF/pyridine complex left the alcohol **50** which had its auxiliary cleaved off with sodium methoxide to give hydroxyester **51** with 90% yield. The introduction of the methylene unit was achieved by oxidising alcohol **51** with DMP (96%) and treating the resulting ketone **52** with methylene-triphenylphosphorane. The resulting ester **14** (90%) was reduced to aldehyde **53** in two steps, *i.e.* reduction to the corresponding alcohol with DIBAL and subsequent oxidation with DMP, because of overreduction issues. Reaction of aldehyde **53** with TMSCN led to a cyanohydrin, which was right away oxidised with DMP to acyl cyanide **54**. Cleavage of the MEM-group, liberating decalin **5**, proceeded best using LiBF₄ compared to TiCl₄ or TFA. This synthesis of the central decalin building block has an edge over those of the previous kibdelomycin syntheses due to its high yielding, simple steps and inexpensive starting materials. Most reactions were performed on a gram scale without yields decreasing.

The second, amykitanose-related sugar fragment was synthesised starting from L-rhamnose (**12**) (Scheme 5). It was allylated at the anomeric position in 93% yield and its *syn*-diol was protected as an isopropylidene acetal using anhydrous CuSO₄ (95%). The allyl protecting group was chosen since the cleavage of the comparable methyl acetal later on in the synthesis had failed in the presence of other necessary functional groups, *e.g.* because of the instability of the acetyl group. The configuration at the 4-position of the resulting compound **55** was inverted by a sequence of Swern oxidation and ensuing reduction with NaBH₄ to give a single diastereomer of **11** in 88% over two steps. Benzoylation of the hydroxyl group led to fully protected sugar **56a**. After deprotection of the *syn*-diol, the hydroxyl group at 3-position was acetylated selectively under optimised conditions to afford sugar **57a** in 74% yield over two steps.²⁰ Methylation at 2-position was difficult due to the acetyl group getting easily removed under basic conditions, but was eventually achieved



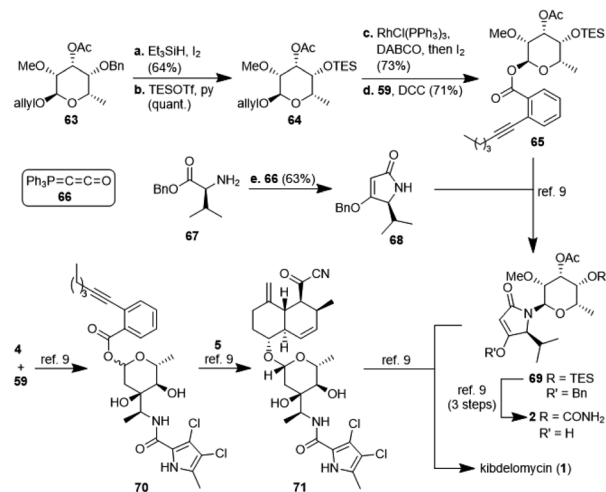
Scheme 4 Synthesis of decalin fragment **5** starting from ethyl 4-iodobutyrate **19**. CBS: Corey–Bakshi–Shibata catalyst; KHMDS: potassium hexamethyldisilazide; MoOPH: oxodiperoxymolybdenum(pyridine)(hexamethylphosphoric triamide); TES: triethylsilyl; ImH: imidazole; LiHMDS: lithium hexamethyldisilazide; TMSCN: trimethylsilyl cyanide.





Scheme 5 Synthesis of *N*-glycosylated 3-cyclohexanoyltetramic acids **62a/b**. TBS: *tert*butyldimethylsilyl; Tf: triflyl; DABCO: 1,4-diazabicyclo[2.2.2]octane; DCC: dicyclohexylcarbodiimide.

using TMSCHN₂ and HBF₄. Deprotection of the anomeric position in acidic milieu under Pd-catalysis gave sugar **58a**. All attempts at coupling it with any kind of tetramic acid *via* different customary methods in order to establish analogues of amykitanose fragment **2**, as well as Dieckmann cyclisation based sequences failed (*cf.* ESI[†]).²¹ As a last resort and based on the first total synthesis of kibelomycin by Li *et al.*,⁹ sugar **58a** was esterified with carboxylic acid **59** and the resulting ester **60a** was coupled with 3-cyclohexanoyl-tetramic acid **61** *via* Au-catalysis affording *N*-glycoside **62a** in a decent 58% yield.²² The cyclohexyl residue was to mimic the octalin moiety. As far as we know, this is the first example of a direct *N*-glycosylation of a 3-acyltetramic acid. The anomeric ratio of 10 : 1 was inferior to the 20 : 1 ratio reported by Li *et al.*⁹ for the *N*-glycosylation of 3*H*-5-isopropylpyrrolidin-2,4-dione. The divergent results could only be attributed to the different protecting groups at 4-position of the sugar (Bn *vs.* TES). To verify this assumption, we introduced a silyl protection group as in compound **58b**. The following steps were identical to those for the 4-OBn analogues, albeit with slightly different reaction conditions because of the instability of the TBS-group in an acidic milieu. Even the esterification of **58b** with carboxylic acid **59** showed the influence of the protecting group, since the anomeric ratio of the resulting sugar **60b** increased to 10 : 1 α : β . After coupling with the 3-acyl tetramic acid **61**, the *N*-glycoside **62b** was isolated with an α : β -ratio of >30 : 1. For a strict formal total synthesis, the TES-protected sugar **65** was required (Scheme 6). So, we removed the benzyl group of compound **63**, obtained from methylation of glycoside **57a**, with *in situ* generated HI, and replaced it with a triethylsilyl group to afford compound **64**. Deallylation of the latter and glycosylation with acid **59** gave ester **65** in excellent 15% yield over 12 steps, comparable with the corresponding sequence of the first total synthesis by Li *et al.*⁹ Glycoside **65** can then be coupled with 4-*O*-benzyl 5-isopropyltetramate **68** as shown in the first total synthesis of kibelomycin.⁹ Tetramate **68** is readily accessible in one step and 63% yield from reaction of ketenylidetriphenylphosphorane



Scheme 6 Synthesis of glycoside **65** and tetramate **68** as well as a formal synthesis of kibelomycin (**1**) according to ref. 9.

(**66**) with *L*-valine benzyl ester (**67**).²³ Removal of the benzyl group in glycoside **63** also opened the door for the synthesis of amykitanose (**13**) in three more steps (*cf.* ESI[†] for a not yet optimised protocol). The formal synthesis of kibelomycin (**1**) can be completed by esterification of amycolose derivative **4** with acid **59** to give **70** and subsequent use of the latter for glycosylation of decalin fragment **5** to give compound **71**. Glycoside **65** can be converted to tetramic acid fragment **2** in four steps. Acylation of tetramic acid **2** with ketonitrile **71** using 1-hydroxy-7-azabenzotriazole (HOAt) and triethylamine finally affords kibelomycin (**1**). For the completion of an alternative total synthesis exploiting the novel *N*-glycosylation of 3-acyl-tetramic acids *cf.* the ESI[†]

Conclusion

In summary we developed an expeditious formal synthesis of kibelomycin (**1**) starting from inexpensive compounds and employing simple and high-yielding standard protocols, even on a large scale. The stereochemical information stems from the chiral pool or from highly diastereoselective reactions. The longest linear sequence of the factual synthesis of the fragments amounts to a competitive 19 steps. With all fragments in hand, a formal synthesis following the protocol of Yang *et al.* leads to kibelomycin (**1**, 2.8% overall yield).⁹ During our research, we developed a method for introduction of an α -aminoalkyl linkage into sugars *via* Grignard addition to C3 which also opens access to a range of other functionalities. It could be used to synthesise different derivatives of kibelomycin (**1**) for structure–activity relationship studies or for an optimisation of its applicability and efficacy. As a side benefit, we also report the first *N*-glycosylation of a 3-acyltetramic acid.

Data availability

The datasets and spectra supporting this article have been uploaded as part of the ESI[†] material.



Author contributions

M. G. S. planned and carried out all reactions concerning amycolose, planned the synthesis of derivatives of amycolose, and wrote parts of the manuscript. L. T. planned and carried out all syntheses concerning amykitanose and rhamnose derivatives and wrote parts of the manuscript. L. T. and M. G. S. planned and realised the synthesis of decalin fragment 5. R. S. supervised the syntheses and assisted with manuscript preparation.

Conflicts of interest

There are no conflicts to declare.

Acknowledgements

We thank Alessandro Burger, Lina-Marie Beck, Gopal Gupta and Ines Bauer for their practical, synthetic contributions as part of their BSc projects.

References

- M. Igarashi, R. Sawa and T. Honma, *New compound amycolamicin, method for producing the same, and use of the same*, JP Pat., JP2009203195A, 2009.
- S. Tohyama, Y. Takahashi and Y. Akamatsu, Biosynthesis of amycolamicin: the biosynthetic origin of a branched alpha-aminoethyl moiety in the unusual sugar amycolose, *J. Antibiot.*, 2010, **63**, 147–149.
- (a) D. L. Zink, M. Goetz, O. Genniloud, F. Vicente, S. Singh and J. D. Polishook, *Antibacterial agents*, Pat., ES 2368236A1, 2011; (b) J. W. Phillips, M. A. Goetz, S. K. Smith, D. L. Zink, J. Polishook, R. Onishi, S. Salowe, J. Wiltsie, J. Allocco, J. Sigmund, K. Dorso, S. Lee, S. Skwish, M. de La Cruz, J. Martín, F. Vicente, O. Genilloud, J. Lu, R. E. Painter, K. Young, K. Overbye, R. G. K. Donald and S. B. Singh, Discovery of kibdelomycin, a potent new class of bacterial type II topoisomerase inhibitor by chemical-genetic profiling in *Staphylococcus aureus*, *Chem. Biol.*, 2011, **18**, 955–965.
- R. Sawa, Y. Takahashi, H. Hashizume, K. Sasaki, Y. Ishizaki, M. Umekita, M. Hatano, H. Abe, T. Watanabe, N. Kinoshita, Y. Homma, C. Hayashi, K. Inoue, S. Ohba, T. Masuda, M. Arakawa, Y. Kobayashi, M. Hamada, M. Igarashi, H. Adachi, Y. Nishimura and Y. Akamatsu, Amycolamicin: a novel broad-spectrum antibiotic inhibiting bacterial topoisomerase, *Chem.–Eur. J.*, 2012, **18**, 15772–15781.
- J. Lu, S. Patel, N. Sharma, S. M. Soisson, R. Kishii, M. Takei, Y. Fukuda, K. J. Lumb and S. B. Singh, Structures of kibdelomycin bound to *Staphylococcus aureus* GyrB and ParE showed a novel U-shaped binding mode, *ACS Chem. Biol.*, 2014, **9**, 2023–2031.
- (a) R. Schobert and A. Schlenk, Tetramic and tetronic acids: an update on new derivatives and biological aspects, *Bioorg. Med. Chem.*, 2008, **16**, 4203–4221; (b) G. Li, S. Kusari and M. Spittler, Natural products containing ‘decalin’ motif in microorganisms, *Nat. Prod. Rep.*, 2014, **31**, 1175–1201.
- Y. Meguro, Y. Ogura, M. Enomoto and S. Kuwahara, Synthesis of the N-acyl amycolose moiety of amycolamicin and its methyl glycosides, *J. Org. Chem.*, 2019, **84**, 7474–7479.
- (a) C. He, Y. Wang, C. Bi, D. S. Peters, T. J. Gallagher, J. Teske, J. S. Chen, R. Corsetti, A. D’Onofrio, K. Lewis and P. S. Baran, Total synthesis of kibdelomycin, *Angew. Chem., Int. Ed.*, 2022, **61**, e202206183; (b) Y. Meguro, J. Ito, K. Nakagawa and S. Kuwahara, Total synthesis of the broad-spectrum antibiotic amycolamicin, *J. Am. Chem. Soc.*, 2022, **144**, 5253–5257.
- S. Yang, C. Chen, J. Chen and C. Li, Total synthesis of the potent and broad-spectrum antibiotics amycolamicin and kibdelomycin, *J. Am. Chem. Soc.*, 2021, **143**, 21258–21263.
- (a) M. Winterer, K. Kempf and R. Schobert, Synthesis of an isomer of the decalinoyltetramic acid methioisetin by a stereocontrolled IMDA reaction of a metal-chelated 3-trienoyltetramate, *J. Org. Chem.*, 2016, **81**, 7336–7341; (b) M. Petermichl, S. Loscher and R. Schobert, Total synthesis of aurantocin G, an N- β -glycosylated 3-oligoenoyltetramic acid from *Theonella swinhoei*, *Angew. Chem., Int. Ed.*, 2016, **55**, 10122–10125.
- A. Klemer, G. Rodemeyer and F.-J. Linnenbaum, Reaktionen von O-Isopropylidenzuckern mit lithiumorganischen Verbindungen zu ungesättigten Zuckern. Synthese von 4-Desoxy-4-eno- β -D-threo-pentose- und 5-Desoxy-5-eno- β -D-threo-hexulose-Derivaten, *Chem. Ber.*, 1976, **109**, 2849–2861.
- J. A. Dale and H. S. Mosher, Nuclear magnetic resonance enantiomer reagents. Configurational correlations via nuclear magnetic resonance chemical shifts of diastereomeric mandelate, O-methylmandelate, and α -methoxy- α -trifluoromethylphenylacetate (MTPA) esters, *J. Am. Chem. Soc.*, 1973, **95**, 512–519.
- H.-S. Dang, B. P. Roberts, J. Sekhon and T. M. Smits, Deoxygenation of carbohydrates by thiol-catalysed radical-chain redox rearrangement of the derived benzylidene acetals, *Org. Biomol. Chem.*, 2003, **1**, 1330–1341.
- (a) D. L. Failla, T. L. Hullar and S. B. Siskin, Selective transformation of O-benzylidene acetals into ω -bromo-substituted benzoate esters, *Chem. Commun.*, 1966, 716–717; (b) S. Hanessian, The reaction of O-benzylidene sugars with N-bromosuccinimide, *Carbohydr. Res.*, 1966, **2**, 86–88.
- E. V. Evtushenko, Regioselective benzylation of glycopyranosides by benzoyl chloride in the presence of MoO₂(acac)₂, *J. Carbohydr. Chem.*, 2010, **29**, 369–378.
- S. Tohyama, *Amycolose derivative, and production process and use of same*, EP Pat., EP2471788A1, 2012.
- H. Tokuyama, S. Yokoshima, T. Yamashita and T. Fukuyama, A novel ketone synthesis by a palladium-catalyzed reaction of thiol esters and organozinc reagents, *Tetrahedron Lett.*, 1998, **39**, 3189–3192.
- C. Li, W. Lu, B. Lu, W. Li, X. Xie and Z. Zhang, Ru-catalyzed chemo- and enantioselective hydrogenation of 2,4-pentadien-1-ones: synthesis of chiral 2,4-pentadien-1-ols, *J. Org. Chem.*, 2019, **84**, 16086–16094.



- 19 (a) S. G. Davies, I. A. Hunter, R. L. Nicholson, P. Roberts, E. D. Savory and A. D. Smith, *N*- α -Benzyloxyacetyl derivatives of (*S*)-4-benzyl-5,5-dimethylloxazolidin-2-one for the asymmetric synthesis of differentially protected α,β -dihydroxyaldehydes, *Tetrahedron*, 2004, **60**, 7553–7577; (b) T. M. Frossard, N. Trapp and K.-H. Altmann, Studies towards the total synthesis of amycolamicin: a chiral auxiliary-based Diels-Alder approach towards the decalin core, *Eur. J. Org. Chem.*, 2022, **2022**, e202200761.
- 20 M. A. Nashed and L. Anderson, Organotin derivatives and the selective acylation and alkylation of the equatorial hydroxy group in a vicinal, equatorial-axial pair, *Tetrahedron Lett.*, 1976, **17**, 3503–3506.
- 21 R. N. Lacey, Derivatives of acetoacetic acid. Part VII. α -Acetyltetramic acids, *J. Chem. Soc.*, 1954, 850–854.
- 22 For the first use of an *ortho*-alkynylbenzoate/Au-catalytic system see (a) Y. Li, Y. Yang and B. Yu, An efficient glycosylation protocol with glycosyl *ortho*-alkynylbenzoates as donors under the catalysis of Ph_3PAuOTf , *Tetrahedron Lett.*, 2008, **49**, 3604–3608, for the use in *N*-glycosylations see; (b) Y. Li, X. Yang, Y. Liu, C. Zhu, Y. Yang and B. Yu, Gold(I)-catalyzed glycosylation with glycosyl *ortho*-alkynylbenzoates as donors: general scope and application in the synthesis of a cyclic triterpene saponin, *Chem.–Eur. J.*, 2010, **16**, 1871–1882; (c) Q. Zhang, J. Sun, Y. Zhu, F. Zhang and B. Yu, An efficient approach to the synthesis of nucleosides: gold(I)-catalyzed *N*-glycosylation of pyrimidines and purines with glycosyl *ortho*-alkynyl benzoates, *Angew. Chem., Int. Ed.*, 2011, **50**, 4933–4936.
- 23 J. Löffler and R. Schobert, Domino syntheses of five-, six- and seven-membered O-, N- and S-heterocycles from α -, β - and γ -substituted carboxylic esters, *J. Chem. Soc., Perkin Trans. 1*, 1996, 2799–2802.

