

Cite this: *Chem. Sci.*, 2023, 14, 2348

All publication charges for this article have been paid for by the Royal Society of Chemistry

Received 12th October 2022

Accepted 1st February 2023

DOI: 10.1039/d2sc05674g

rsc.li/chemical-science

Palladium- and Brønsted acid-catalyzed enantio-, site- and *E/Z*-selective addition of alkylidenecyclopropanes with imines†

Xin-Lian Liu, Han-Ze Lin, Lu-Qi Tan and Jin-Bao Peng *

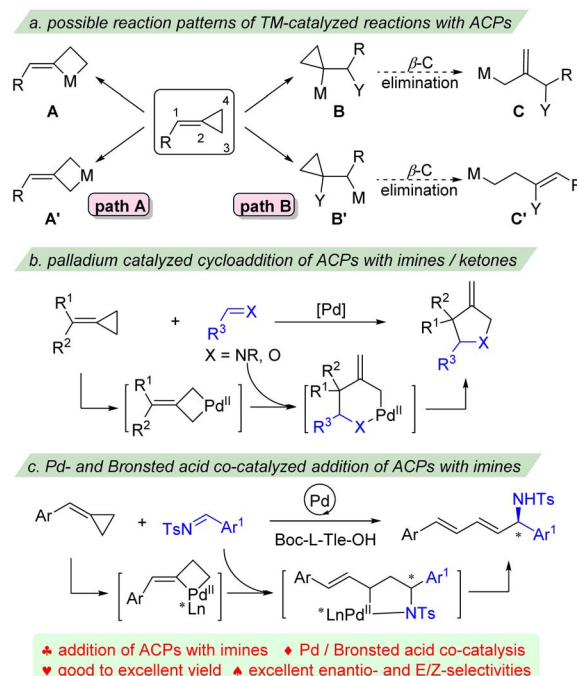
Transition-metal catalyzed functionalization of ACPs has been widely investigated in cycloaddition and 1,3-difunctionalization reactions. However, the transition metal catalyzed nucleophilic reactions of ACPs have rarely been reported. In this article, an enantio-, site- and *E/Z*-selective addition of ACPs with imines for the synthesis of dienyl substituted amines has been developed *via* palladium- and Brønsted acid co-catalysis. A range of synthetically valuable dienyl substituted amines were effectively prepared with good to excellent yields and excellent enantio- and *E/Z*-selectivities.

Introduction

Three-membered carbocycles have found many applications not only as versatile building blocks for organic chemistry¹ but also as valuable targets of synthesis.² Among them, alkylidenecyclopropanes (ACPs) and methylenecyclopropanes (MCPs), containing an *exo*-C=C double bond, exhibit a higher strain energy and are thus more reactive than simple cyclopropanes.³ Nevertheless, these highly strained molecules are surprisingly stable and are readily accessible from simple materials. In addition to their high strain energy, the presence of the double bond, which allows coordination to the transition-metal, leads to an additional variety of activation processes. Their unique structural and electronic properties have therefore attracted considerable interest both in synthetic and mechanistic studies. A series of very interesting and characteristic transformations have been developed in the past decades.⁴ Among them, the ring-opening and ring-expansion reactions of ACPs are usually favorable owing to the concomitant release of cyclopropane ring strain.

Recently, impressive progress has been made in transition-metal catalyzed functionalization of ACPs.⁵ Generally, the reactions of ACPs with transition-metal catalysis can occur *via* two different reaction patterns (Scheme 1). The first is the direct oxidative addition of low valence transition-metal to the cyclopropane of ACPs, either addition into the proximal bond to give metallacyclobutane **A**, or addition into the distal bond to provide intermediate **A'**. These cyclic metal complexes have

been shown versatile for cycloaddition reactions as three carbon (3C) components to afford different types of carbocyclic products (Scheme 1a, path A).⁶ For example, the intra- and intermolecular [3 + 2], [3 + 2 + 1], [3 + 2 + 2] and [4 + 3] cycloaddition reactions of ACPs with different unsaturated partners have been well established by the groups of López,



Scheme 1 Transition metal-catalyzed reaction of ACPs. (a) Possible reaction patterns of TM-catalyzed reactions with ACPs. (b) Palladium catalyzed cycloaddition of ACPs with imines/ketones. (c) Pd- and Brønsted acid co-catalyzed addition of ACPs with imines.

School of Biotechnology and Health Sciences, Wuyi University, Jiangmen, Guangdong 529020, People's Republic of China. E-mail: pengjb_05@126.com

† Electronic supplementary information (ESI) available: Experimental procedures, characterization data, and copies of NMR spectra. CCDC 2203909. For ESI and crystallographic data in CIF or other electronic format see DOI: <https://doi.org/10.1039/d2sc05674g>



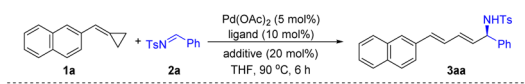
Evans, Saito, Shi, and others. The second reaction pattern is based on the carbometalation of the *exo*-methylene part with organometallic species to form two regioisomeric intermediates **B** and **B'**, which can further undergo β -carbon elimination to give allyl-metal species **C** and homoallyl-metal intermediate **C'**, respectively (Scheme 1a, path B).⁷ The palladium catalyzed heterocycloaddition of ACPs with ketones and imines to give highly substituted tetrahydrofuran and pyrrolidine derivatives has also been reported (Scheme 1b).⁸ These reactions usually proceed *via* distal C–C bond insertion, followed by isomerization/migratory insertion or metallo-ene process to afford the cyclic products.

These strategies produce 1,3-functionalized products of ACPs. However, the transition metal catalyzed nucleophilic reactions of ACPs have rarely been reported.⁹ Recently, we developed a palladium-catalyzed ligand-controlled selective 1,4-addition and cycloaddition reaction of ACPs with β,γ -unsaturated α -ketoesters, however, attempts for the enantioselective reaction failed.¹⁰ We envisioned that the interaction of nitrogen of imines with the catalyst would help the control of the enantioselectivity. Herein, we report an enantio-, site- and *E/Z*-selective addition of ACPs with imines *via* palladium- and Brønsted acid co-catalysis (Scheme 1c). A range of dienyl substituted amines were effectively prepared with good to excellent yields and excellent enantio- and *E/Z*-selectivities.

Results and discussion

Initially, naphthyl substituted ACP **1a** and imine **2a** were selected as model substrates to evaluate the feasibility of the ring opening addition reaction. To our delight, using Pd(OAc)₂ as the catalyst and PPh₃ as the ligand, when a solution of **1a** and **2a** in toluene was stirred at 100 °C for 6 h, the 1,4-addition product *rac*-**3aa** was obtained in 60% yield (see details in the ESI†). After preliminary screening of the reaction conditions including catalyst, ligand, temperature and solvent, we found that *rac*-**3aa** could be obtained in 96% yield using the Pd(OAc)₂/BuPAD₂ catalyst system in THF (see details in the ESI†). Then, we focused on developing an enantioselective addition of ACPs with imines. We found that replacement of BuPAD₂ with a chiral ligand (*S,S*)-Ph-BPE (**L1**) gave the desired product in 6% yield and 2% ee (Table 1, entry 1). Biaryl bisphosphine ligand SEGPHOS (**L2**) provided **3aa** in 57% yield with a moderate ee of 47% (Table 1, entry 2). However, increasing the steric bulk of the phosphine substitute decreased the enantioselectivity dramatically (Table 1, entry 3). Phosphoramidite ligands were found to be effective for this reaction (Table 1, entries 4–8). The desired product **3aa** was produced in good yields and moderate ee when phosphoramidite ligands **L4**–**L7** were used. When TADDOL-derived phosphoramidites **L8** was used as the ligand, **3aa** was obtained in 70% yield and 65% ee. Notably, the concentration of the reactants affected both the yield and the enantioselectivity of this reaction significantly. Higher yield and enantioselectivity were obtained when the reaction was carried out with higher concentration (Table 1, entries 8–10). Recently, dual catalysis by transition metal and a Brønsted acid has been proven to be

Table 1 Optimization of the reaction conditions^a



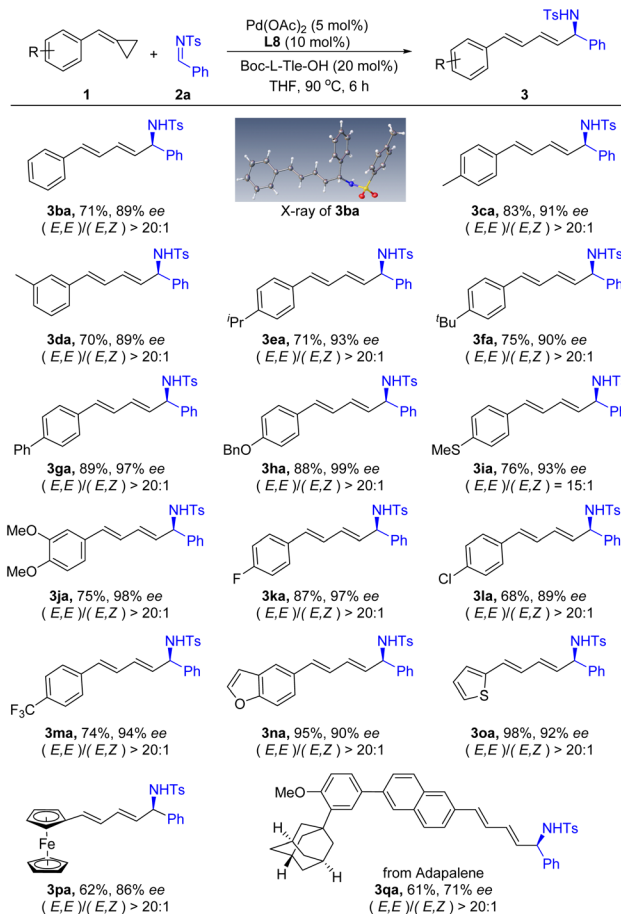
Entry	Ligand	Additive	Yield ^b [%]	ee ^c [%]
1	L1	—	6	2
2	L2	—	56	47
3	L3	—	64	—
4	L4	—	87	41
5	L5	—	74	53
6	L6	—	85	20
7	L7	—	53	47
8	L8	—	70	65
9 ^d	L8	—	72	78
10 ^e	L8	—	75	91
11 ^e	L8	Boc-L-Tle-OH	88	97
12 ^e	L8	Boc-D-Tle-OH	63	54
13 ^e	L8	Ac-Phe-OH	67	97
14 ^e	L8	1-Naphthoic acid	73	94

^a Reaction conditions: **1a** (0.10 mmol), **2a** (0.12 mmol), Pd(OAc)₂ (5 mol%), **L** (10 mol%), additive (20 mol%), THF (1 mL), 6 h. ^b Isolated yields. ^c Determined by HPLC analysis on a chiral stationary phase. ^d THF (0.5 mL). ^e THF (0.3 mL).

a powerful strategy for redox-neutral coupling of alkenes and carbonyl compounds.¹¹ Thus, a series of Brønsted acids were tested in this reaction. Pleasingly, both the reactivity and the selectivity were improved with the addition of *N*-Boc-*L*-*tert*-Leucine (Boc-*L*-Tle-OH). **3aa** was obtained in high yield and excellent ee (Table 1, entry 11). Other Brønsted acids such as Ac-Phe-OH and 1-naphthoic acid gave similar enantioselectivity but lower yields (Table 1, entries 13 and 14). It should be mentioned that the used of Boc-*D*-Tle-OH greatly reduced the yield and stereoselectivity due to the mis-matched effect (Table 1, entry 12).

With the optimized reaction conditions in hand, we turned our attention to explore the substrate scope of this asymmetric 1,4-addition reaction. First, a range of substituted ACPs **1** was applied to react with *N*-Ts imine **2a** under the optimized reaction conditions. As summarized in Scheme 2, various aryl substituted ACPs were well tolerated and produced the corresponding products in good yields with excellent enantioselectivity. Both electron-donating (**3ca**–**3ja**) and electron-withdrawing (**3ka**–**3ma**) substituents were compatible on the benzene ring of ACPs. Functional groups such as thioether- (**3ia**), fluoro- (**3ka**), chloro- (**3la**) and trifluoromethyl-groups (**3ma**) were compatible in this reaction. Gratifyingly, heteroaryl-substituted ACPs were tolerated as well. For example, 5-benzofuranyl and 3-thienyl substituted ACPs reacted with imine **2a** smoothly and

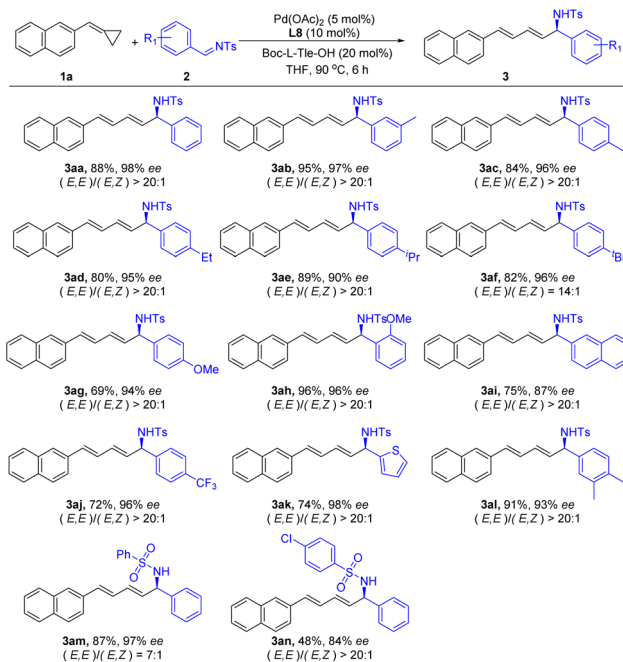




Scheme 2 Substrate scope of ACPs. Reaction conditions: **1a** (0.10 mmol), **2a** (0.12 mmol), Pd(OAc)₂ (5 mol%), **L8** (10 mol%), Boc-L-Tle-OH (20 mol%), THF (0.3 mL), 6 h. Isolated yields, ee determined by HPLC analysis on a chiral stationary phase.

afforded the corresponding products **3na** and **3oa** in 95% and 98% yields, respectively. In addition, ACP with a ferrocene group was also tolerated in this reaction and provided the desired product **3pa** in 62% yield and 86% ee. Moreover, when ACP **1q** derived from adapalene was treated with **2a** under standard conditions, the target product **3qa** was obtained in moderate yield and enantioselectivity. Notably, the reaction proceeds in an excellent stereoselective manner. The products were obtained as *E,E*-isomers, and only trace amounts of *E,Z*-isomers were observed in some cases. The structure of the products was assigned based on X-ray crystallography analysis of **3ba** as a representative example.¹²

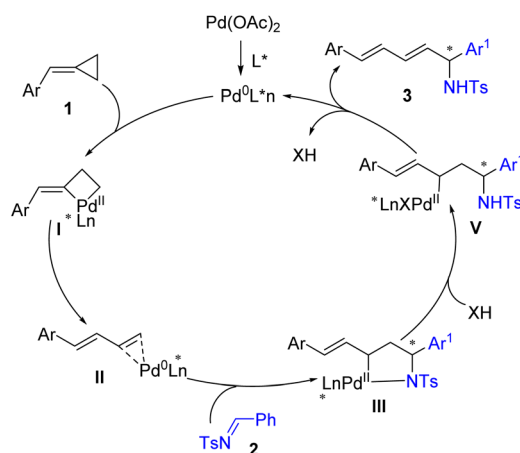
Then, we further examined the scope of the imine **2** to demonstrate the generality of this reaction (Scheme 3). A group of *N*-Ts imines **2** possessing different substitutions at different positions of the phenyl ring were successfully applied in this reaction and produced the corresponding products in good to excellent yields with excellent enantioselectivities. In addition, a 2-naphthyl-based imine **2l** also reacted smoothly and gave the desired product **3al** in a 75% yield and 87% ee. Heteroaryl groups such as 3-thiophenyl were tolerated as well, delivering the corresponding product **3ak** in high yields with excellent



Scheme 3 Substrate scope of imine. Reaction conditions: **1a** (0.10 mmol), **2a** (0.12 mmol), Pd(OAc)₂ (5 mol%), **L8** (10 mol%), Boc-L-Tle-OH (20 mol%), THF (0.3 mL), 6 h. Isolated yields, ee determined by HPLC analysis on a chiral stationary phase.

enantioselectivity. *N*-Sulfonyl substituted imines **2m** and **2n** were also suitable substrates in this reaction and produced the corresponding products **3am** and **3an**, respectively. However, no desired reaction was observed when imines with *N*-phenyl and *N*-butyl groups were used in this reaction.

On the basis of the experimental results and the previous literature,^{10,11} a plausible catalytic cycle is proposed in Scheme 4. First, the oxidative addition of the *in situ* generated Pd(0) to the proximal C–C bond of ACPs **1** generates a cyclic Pd(II) complex **I**. The cyclic Pd(II) complex **I** undergoes β -H elimination and reductive elimination to give an η^2 -coordinated 1,3-diene intermediate **II**. Then, intermediate **II** undergoes enantioselective



Scheme 4 Proposed catalytic cycle.



cyclopalladation with imines **2** to give a cyclic palladium intermediate **III**. Intermediate **III** was then protonated by Brønsted acid to give complex **IV**, which underwent reductive elimination to release the addition product **3** and regenerated Pd(0) for the next catalytic cycle. The use of Brønsted acid activated the imines and provided an extra means to tune the enantioselectivity of the products.

Conclusions

In summary, we have developed an enantio-, site- and *E/Z*-selective addition of ACPs with imines *via* palladium- and Brønsted acid co-catalysis. A range of synthetically valuable dienyl substituted amines were effectively prepared with good to excellent yields and excellent enantio- and *E/Z*-selectivities.

Data availability

All experimental data and detailed procedures are available in the ESI.†

Author contributions

J.-B. P. conceived and directed the project. X.-L. L. performed the experiments. H.-Z. L. and L.-Q. T. participated in substrate synthesis and discussions. X.-L. L. and J.-B. P. wrote the manuscript and ESI†.

Conflicts of interest

There are no conflicts to declare.

Acknowledgements

Financial support from the NSFC (21801225), the Wuyi University (2019td02, 2018TP018), the Guangdong Province Universities and Colleges Pearl River Scholar Funded Scheme (2019), and the Department of Education of Guangdong Province (2020KCXTD036) is gratefully acknowledged.

Notes and references

- (a) Y. Cohen, A. Cohen and I. Marek, *Chem. Rev.*, 2021, **121**, 140–161; (b) V. Pirenne, B. Muriel and J. Waser, *Chem. Rev.*, 2021, **121**, 227–263.
- (a) A. d. Meijere, S. I. Kozhushkov and H. Schill, *Chem. Rev.*, 2006, **106**, 4926–4996; (b) D. Y.-K. Chen, R. H. Pouwerb and J.-A. Richardc, *Chem. Soc. Rev.*, 2012, **41**, 4631–4642; (c) C. Ebner and E. M. Carreira, *Chem. Rev.*, 2017, **117**, 11651–11679.
- (a) A. Brandi and A. Goti, *Chem. Rev.*, 1998, **98**, 589–536; (b) I. Nakamura and Y. Yamamoto, *Adv. Synth. Catal.*, 2002, **344**, 111–129; (c) A. Brandi, S. Cicchi, F. M. Cordero and A. Goti, *Chem. Rev.*, 2003, **103**, 1213–1270; (d) L. Yu and R. Guo, *Org. Prep. Proced. Int.*, 2011, **43**, 209–259; (e) B.-L. Lu, L. Dai and M. Shi, *Chem. Soc. Rev.*, 2012, **41**, 3318–3339; (f) A. Brandi, S. Cicchi, F. m. Cordero and A. Goti, *Chem. Rev.*, 2014, **114**, 7317–7420; (g) H. Pellissier, *Tetrahedron*, 2010, **66**, 8341–8375; (h) M. Rubin, M. Rubina and V. Gevorgyan, *Chem. Rev.*, 2007, **107**, 3117–3179; (i) M. Shi, J.-M. Lu, Y. Wei and L.-X. Shao, *Acc. Chem. Res.*, 2012, **45**, 641–652.
- (a) L.-P. Liu and M. Shi, *J. Org. Chem.*, 2004, **69**, 2805–2808; (b) M. Shi, M. Jiang and L.-P. Liu, *Org. Biomol. Chem.*, 2007, **5**, 438–440; (c) H.-Z. Wei, Y. Wei and M. Shi, *Org. Chem. Front.*, 2021, **8**, 4527–4532; (d) Y. Liu, Q.-L. Wang, Z. Chen, H. Li, B.-Q. Xiong, P.-L. Zhang and K.-W. Tang, *Chem. Commun.*, 2020, **56**, 3011–3014; (e) M. Chen, Y. Wei and M. Shi, *Org. Chem. Front.*, 2020, **7**, 374–379.
- (a) A. Masarwa and I. Marek, *Chem. – Eur. J.*, 2010, **16**, 9712–9721; (b) L. Yu, M.-X. Liu, F.-L. Chen and Q. Xu, *Org. Biomol. Chem.*, 2015, **13**, 8379–8392; (c) W. Fang and M. Shi, *Chem. – Eur. J.*, 2018, **24**, 9998–10005.
- (a) M. Araya, M. Gulías, I. Fernandez, G. Bhargava, L. Castedo, J. L. Mascareñas and F. López, *Chem. – Eur. J.*, 2014, **20**, 10255–10259; (b) F. Verdugo, L. Villarino, J. Duran, M. Gulías, J. L. Mascareñas and F. Lopez, *ACS Catal.*, 2018, **8**, 6100–6105; (c) S. Mazumder, D. Shang, D. E. Negru, M. –H. Baik and P. A. Evans, *J. Am. Chem. Soc.*, 2012, **134**, 20569–20572; (d) S. Komagawa and S. Saito, *Angew. Chem., Int. Ed.*, 2006, **45**, 2446–2449; (e) D. H. Zhang and M. Shi, *Tetrahedron Lett.*, 2012, **53**, 487–490; (f) L.-Z. Yu, X.-B. Hu, Q. Xu and M. Shi, *Chem. Commun.*, 2016, **52**, 2701–2704; (g) H.-Z. Wei, L.-Z. Yu and M. Shi, *Org. Biomol. Chem.*, 2020, **18**, 135–139; (h) G. Bhargava, B. Trillo, M. Araya, F. Lopez, L. Castedo and J. L. Mascareñas, *Chem. Commun.*, 2010, **46**, 270–272; (i) L. Saya, G. Bhargava, M. A. Navarro, M. Gulías, F. Lopez, I. Fernández, L. Castedo and J. L. Mascareñas, *Angew. Chem., Int. Ed.*, 2010, **49**, 9886–9890; (j) P. A. Evans and P. A. Inglesby, *J. Am. Chem. Soc.*, 2008, **130**, 12838–12839; (k) P. A. Evans, D. E. Negru and D. Shang, *Angew. Chem., Int. Ed.*, 2015, **54**, 4768–4772; (l) S. Saito, K. Maeda, R. Yamasaki, T. Kitamura, M. Nakagawa, K. Kato, I. Azumaya and H. Masu, *Angew. Chem., Int. Ed.*, 2010, **49**, 1830–1833; (m) T. Yoshida, Y. Tajima, M. Kobayashi, K. Masutomi, K. Noguchi and K. Tanaka, *Angew. Chem., Int. Ed.*, 2015, **54**, 8241–8244; (n) L. G. Zhao and A. de Meijere, *Adv. Synth. Catal.*, 2006, **348**, 2484–2492.
- (a) M. Sugimoto, T. Matsuda and Y. Ito, *J. Am. Chem. Soc.*, 2000, **122**, 11015–11016; (b) T. Ohmura, H. Taniguchi, Y. Kondo and M. Sugimoto, *J. Am. Chem. Soc.*, 2007, **129**, 3518–3519; (c) Q. Chen, X. Zhang, S. Su, Z. Xu, N. Li, Y. Li, H. Zhou, M. Bao, Y. Yamamoto and T. Jin, *ACS Catal.*, 2018, **8**, 5901–5906; (d) L.-M. Yang, H. H. Zeng, X.-L. Liu, A.-J. Ma and J.-B. Peng, *Chem. Sci.*, 2022, **13**, 7304–7309.
- (a) I. Nakamura, B. H. Oh, S. Saito and Y. Yamamoto, *Angew. Chem., Int. Ed.*, 2001, **40**, 1298–1300; (b) B. H. Oh, I. Nakamura, S. Saito and Y. Yamamoto, *Tetrahedron Lett.*, 2001, **42**, 6203–6205; (c) A. I. Siriwardana, I. Nakamura and Y. Yamamoto, *J. Org. Chem.*, 2004, **69**, 3202–3204; (d) F. Verdugo, E. da Concepción, R. Rodiño, M. Calvelo, J. L. Mascareñas and F. López, *ACS Catal.*, 2020, **10**, 7710–7718.



- 9 X. Fang and R. Yu, *Org. Lett.*, 2020, **22**, 594–597.
- 10 X.-L. Liu, Y.-Y. Zhang, L. Li, L.-Q. Tan, Y.-A. Huang, A.-J. Ma and J.-B. Peng, *Org. Lett.*, 2022, **24**, 6692–6696.
- 11 (a) L.-J. Xiao, C.-Y. Zhao, L. Cheng, B.-Y. Feng, W.-M. Feng, J.-H. Xie, X.-F. Xu and Q.-L. Zhou, *Angew. Chem., Int. Ed.*, 2018, **57**, 3396–3400; (b) X.-W. Han, T. Zhang, Y.-L. Zheng, W.-W. Yao, J.-F. Li, Y.-G. Pu, M. Ye and Q.-L. Zhou, *Angew. Chem., Int. Ed.*, 2018, **57**, 5068–5071; (c) X. Liu and X. Feng, *Angew. Chem., Int. Ed.*, 2018, **57**, 16604–16605; (d) M. Fukushima, D. Takushima and M. Kimura, *J. Am. Chem. Soc.*, 2010, **132**, 16346–16348; (e) X.-W. Han, T. Zhang, W.-W. Yao, H. Chen and M. Ye, *CCS Chem.*, 2020, **2**, 955–963; (f) B.-X. Xiao, B. Jiang, R.-J. Yan, J.-X. Zhu, K. Xie, X.-Y. Gao, Q. Ouyang, W. Du and Y.-C. Chen, *J. Am. Chem. Soc.*, 2021, **143**, 4809–4816; (ag) J.-L. Lu, Y. Kang, Z. Zhang, Y.-A. Huang, L.-Q. Tan, X.-Z. Zhang and J.-B. Peng, *Org. Chem. Front.*, 2022, **9**, 6505–6512.
- 12 The configuration was confirmed by X-ray crystallography. CCDC 2203909 (**3ba**) contains the supplementary crystallographic data for this paper.

