


 Cite this: *RSC Adv.*, 2023, 13, 281

Fundamental features of AlCl_4^- -/ AlCl_4 -graphite intercalation compounds of aluminum-ion-based battery cathodes

 Wei-Bang Li,^a Shih-Yang Lin,^a Ming-Fa Lin,^{ab} Vo Khuong Dien^{*a} and Kuang-I. Lin^{*c}

Up to now, many guest atoms/molecules/ions have been successfully synthesized into graphite to form various compounds. For example, alkali-atom graphite intercalation compounds are verified to reveal stage-*n* structures, including LiC_{6n} and LiM_{8n} [*M* = K, Rb, and Cs; *n* = 1, 2, 3, 4]. On the other side, AlCl_4^- -ion/ AlCl_4 -molecule compounds are found to show stage-4 and stage-3 structures at room and lower temperatures, respectively. Stage-1 and stage-2 configurations, with the higher intercalant concentrations, cannot be synthesized in experimental laboratories. This might arise from the fact that it is quite difficult to build periodical arrangements along the longitudinal *z* and transverse directions simultaneously for large ions or molecules. Our work is mainly focused on stage-1 and stage-2 systems in terms of geometric and electronic properties. The critical features, being associated with the atom-dominated energy spectra and wave functions within the specific energy ranges, the active multi-orbital hybridization in distinct chemical bonds, and atom- & orbital-decomposed van Hove singularities, will be thoroughly clarified by the delicate simulations and analyses.

Received 27th September 2022

Accepted 7th December 2022

DOI: 10.1039/d2ra06079e

rsc.li/rsc-advances

Introduction

A pristine graphite and its intercalation/de-intercalation compounds with guest atoms/molecules/ions¹ display rich geometric symmetries, mainly owing to chemical modifications.² Bernal graphite consists of a periodical carbon-honeycomb lattice along the *z*-direction through AB stacking, *i.e.*, it is a so-called AB-stacked bulk graphite. Each graphitic sheet remains a planar structure, clearly illustrating the orthogonal features of the significant π and σ bondings. The former, which is due to the carbon- $2p_z$ orbital hybridizations, can survive in the intralayer³ and interlayer [van der Waals;⁴] atomic interactions. It is responsible for the low-energy electronic properties of a 3D graphite [Fig. 2(b);⁵]. However, the strength of the latter remains the same even in the presence of interlayer couplings. As a result, it is easy to distinguish the σ and π electronic states. In general, this phenomenon keeps unchanged during the chemical reaction processes, *i.e.*, planar graphene layers exist under the very strong sp^2 - σ bondings.

Apparently, the sufficiently wide spacing of ~ 3.35 Å between two neighboring graphene layers, which are created by the weak, but significant van der Waals interactions [the interlayer

$2p_z$ orbital hybridizations;^{6,7}], are available for the easy intercalations of the guest AlCl_4^- ions and AlCl_4 molecules intercalations. The interlayer distance [$I_c = 3.35$ Å in the pristine case;^{8,9}] is greatly enhanced under the various chemical environments, as clearly indicated in Tables 1 and 2 for ion and molecule intercalations, respectively. It is very sensitive the change of intercalation concentration and arrangement [Fig. 1]. As for the ion/molecule cases, I_c 's are, respectively, 11.30, 11.29, 10.81 and 10.65 Å/8.77, 8.78, 8.81 and 8.80 Å for 1 : 18, 1 : 24, 1 : 36 and 1 : 54 concentrations in terms of the ratio of AlCl_4^- / AlCl_4 and carbon. A very large I_c clearly indicates the thorough disappearance of the interlayer $2p_z$ orbital couplings. Very interestingly, the multi-orbital hybridizations in the C- AlCl_4^- or C- AlCl_4 bonds can account for the interlayer atomic interactions. As a result, there exist intralayer C-C bonds, intra-ion/intra-molecule bondings of AlCl_4^- / AlCl_4 , inter-ion/inter-molecule ones, and carbon-intercalant interactions. The active orbital hybridizations in distinct chemical bondings need to be identified from the other physical quantities [Fig. 2-4;¹⁰]. In addition, whether the van der Waals interactions can survive in large- I_c graphite intercalation compounds requires a very detailed numerical examination.

The regular arrangements of large ions/molecules, which possess high projection symmetries, are chosen for a model study. Very interestingly, a pristine graphite has a periodical AB stacking configuration along the *z*-direction, being dramatically transformed into an AA one during the strong chemical intercalations/de-intercalations. This will lead to drastic

^aDepartment of Physics, National Cheng Kung University, Tainan, Taiwan

^bHierarchical Green-Energy Materials (Hi-GEM) Research Center, National Cheng Kung University, Tainan, Taiwan

^cCore Facility Center, National Cheng Kung University, Tainan, Taiwan. E-mail: vokhuongdien@gmail.com; kilin@mail.ncku.edu.tw


Table 1 The optimal geometric structures of AlCl_4^- -graphite intercalation compounds with the various concentrations: (a) 1 : 18, (b) 1 : 24, (c) 1 : 32 and (d) 1 : 54 for the ration of AlCl_4^- and C

	Concentration (AlCl_4^-/C)	Layer-distance (Å)	C-C bond-length (Å)	Al-Cl bond-length (Å)	Al-Cl bond-angle (°)
Primitive		3.35	1.42	2.159	109.0
1 : 54	1.85%	10.65	1.424	2.165	108.01
1 : 32	3.12%	10.81	1.426	2.163	107.94
1 : 24	4.16%	11.29	1.427	2.162	107.46
1 : 18	5.55%	11.30	1.428	2.160	107.19

Table 2 The similar results in Table 1, but illustrated for AlCl_4^- -graphite intercalation compounds. The blue shifts of the Fermi levels under the various concentrations are also shown for the charge transfer effects

	Concentration (AlCl_4^-/C)	Layer distance(Å)	C-C bond-length (Å)	Al-Cl bond-length (Å)	Al-Cl bond-angel (°)	Blue shifts (eV)
Primitive		3.35	1.42	2.159	109.27	
1 : 54	1.85%	8.80	1.421	2.165	113.03	0.978
1 : 32	3.12%	8.81	1.422	2.163	112.00	0.911
1 : 24	4.16%	8.78	1.421	2.162	111.45	0.862
1 : 18	5.55%	8.77	1.422	2.160	111.7	0.753

changes of the other fundamental properties.¹¹ As for each intercalant, an aluminum atom is just situated at the hollow site above a hexagon [the top view of the x - y plane projection in Fig. 1]; furthermore, it is accompanied by two chloride atoms along the dimer and bridge-middle directions simultaneously. The periodical ion/molecule distribution fully occupies the whole interlayer spacing so that the intercalant layer is formed after the chemical modification.^{12,13} This is the so-called stage-1 graphite intercalation compound, where there is only monolayer graphene between two neighboring intercalant layers. And then, the intercalant concentrations decline within the larger unit cells. There are larger Moire superlattices in the dilute cases.¹⁴ These graphite de-intercalation systems are expected to have lower lattice symmetries, and thus more complicated calculations/phenomena¹⁵ compared with alkali atoms.¹⁶ Most importantly, the atomic configurations in the saturated ions and the unbalanced molecules [the excited angling bonds]¹⁷ play a critical role in the obvious difference in the interlayer distances [~ 11 Å in Table 1 and ~ 8.8 Å in Table 2], since the carbon-intercalant interactions are weaker under the former chemical environment. During the concentration variation of large ions/molecules, the sensitive dependences of their internal bonding angles indicate the significant contributions to the total ground state energies. Specifically, the ion-ion interaction might strongly modify the optimal interlayer distances.

The intercalant configurations deserve a closer examination. Previous experimental¹⁸ and theoretical¹⁹ studies have proposed the characterizations of stage- n systems during the chemical modification processes, mainly owing to the unchanged σ bonding honeycomb lattices²⁰ and the drastic changes of free carrier densities.²¹ As for $n \geq 2$ cases, intercalants exhibit a periodical distribution along the z -direction, but a non-uniform one. However, this unusual configuration might not

agree with the natural ion/molecule diffusion phenomena under external factors [*e.g.*, pressure and thermal energy;²²]. It is mission impossible to create the critical mechanisms in forbidding their intercalations and de-intercalations inside any spacings of the nearest-neighbor graphitic layers. That is, the guest-intercalant transport, which obeys the thermal dynamical laws,²³ will be revealed in the successfully synthesized compounds. Obviously, there are certain important differences between stage- n graphite intercalation compounds and stage-1 systems^{24,25} with various concentrations, covering the active chemical bonds, the interlayer distances, the crystal symmetries of the Moire superlattices, the bonding angles, the charge transfers, and the metallic or semiconducting behavior. The problem is how to clarify which kind of stacking configuration is the optimal one after the experimental synthesis. This interesting issue can be settled through the method of molecular dynamics,²⁶ in which the physical/chemical/materials environments are necessary conditions for delicate numerical simulations. Systematic investigations are required in near-future basic science research.

Very apparently, high-precision X-ray diffraction spectroscopy, as clearly illustrated in Chap. 3, is reliable in fully exploring the optimal crystal structures of $\text{AlCl}_4^-/\text{AlCl}_4^-$ graphite intercalation compounds. The examined quantities cover the periodical distances along the z -direction and the lattice constants on the (x, y) plane. Whether this method can detect the intercalant-dependent bonding angles is worthy of further thorough investigations. The up-to-date X-ray patterns claim the successful observations of stage-3 and stage-4 large-intercalant graphite intercalation compounds.¹⁸ The former/the latter is deduced to be relatively stable at lower/room temperatures [~ 250 K/300 K] during the charging and discharging processes in aluminum-ion-based batteries.¹⁸ Apparently, temperature is one of the critical factors in determining the lattice symmetries.



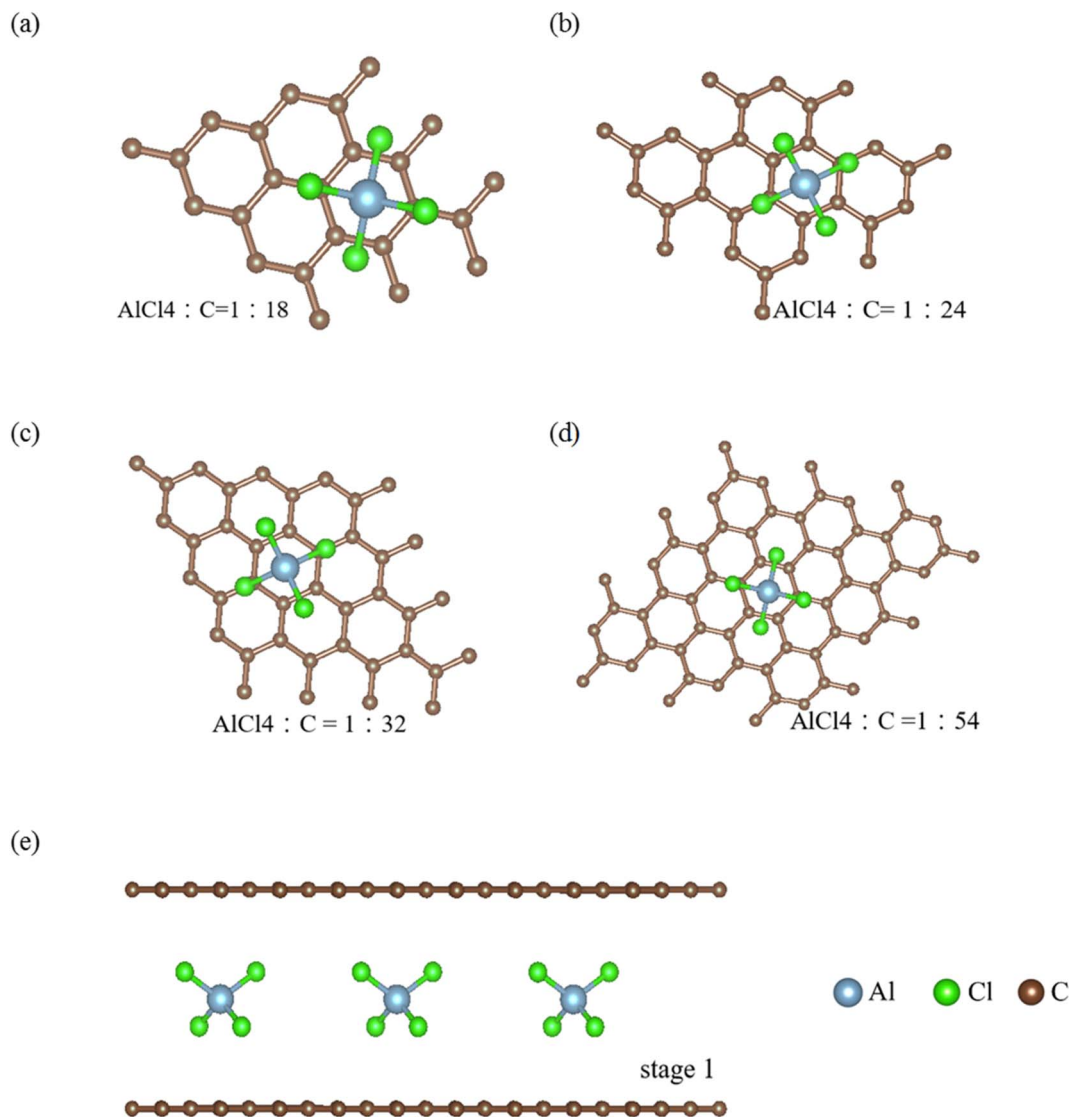


Fig. 1 The optimal geometric structures of AlCl₄⁻/AlCl₄ graphite intercalation compounds with the various concentrations: (a) 1 : 18, (b) 1 : 24, (c) 1 : 32 and (d) 1 : 54 for the ration of AlCl₄⁻/AlCl₄ and C, and (e) the side views are shown [the light blue, light green, and dark brown ball stand for Al, Cl, and C atoms, respectively].

For example, the thermal excitation energies are expected to be comparable to the interlayer graphene–intercalant interactions. The theoretical predictions on stage-1 systems with various intercalant concentrations can be generalized for stage-*n* ones. The stacking configurations would strongly modify the similar physical and chemical phenomena [great enhancement or reduction of the similar quantities]. This is under a current investigation.²⁷

Theoretical calculations

The first-principles simulations within DFT by solving the Kohn–Sham equations are dominating methods for the investigation of the fundamental properties of periodic systems, *i.e.*, they are frequently utilized to study the geometric, electronic, magnetic, and optical properties. The Perdew–Burke–Ernzerh formula is utilized to deal with the many-particle Coulomb

effects. The first Brillouin zone is sampled by $9 \times 9 \times 9$ and $100 \times 100 \times 100$ *k*-point meshes within the Monkhorst–Pack scheme, respectively, for the optimal geometry and band structure. Moreover, the convergence condition of the ground state energy is set to be $\sim 10^{-5}$ eV between two consecutive evaluation steps, where the maximum Hellmann–Feynman force for each ion is below 0.01 eV \AA^{-1} during the atom relaxations. We also take the van der Waals dispersion correction into consideration with the set IVDW = 1 in INCAR, which is performed on the DFT-D2 method of Grimme.

Results and discussions

Rich and unique electronic properties

Electronic properties of AlCl₄⁻/AlCl₄-graphite intercalation compounds, 3D band structures, charge density distributions and density of states, are fully explored by the numerical VASP



calculations and further generalized by the phenomenological models. The critical mechanisms, the intralayer π - and σ -bondings, the interlayer van der Waals interactions, the carbon-intercalant orbital hybridizations, and the intra- and inter-ion/inter-molecule interactions, are examined and identified by the delicate analyses. These will be revealed in semi-metallic or metallic behavior [the density of free carriers due to the weak or

strong charge transfer], the well-characterized/unusual π or σ bands, the C-, Al- and Cl-dominated energy spectra at different energy ranges, the spatial orbital bondings after and before intercalations, and the merged special structures of the energy-dependent van Hove singularities.

Bernal graphite and AlCl_4^- , AlCl_4 graphite intercalation compounds, as clearly shown in Fig. 2, present diverse

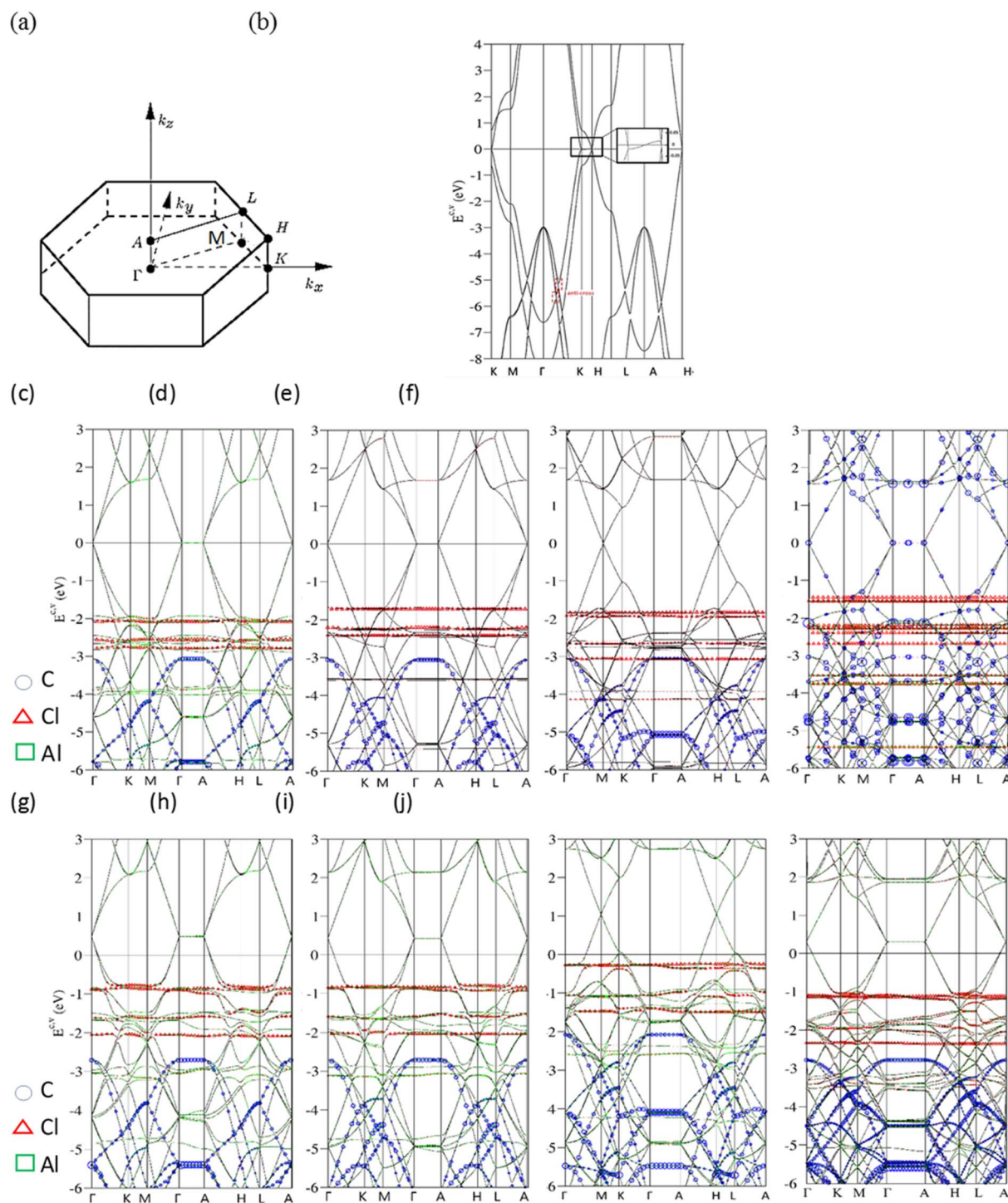


Fig. 2 Band structures of $\text{AlCl}_4^-/\text{AlCl}_4$ -related graphite intercalation compounds (a) along the high-symmetry points within the first Brillouin zone under the various cases: (b) a pristine system, (c)/(g) 1: 18, (d)/(h) 1: 24, (e)/(i) 1: 32 and (f)/(j) 1: 54.



electronic energy spectra and wave functions. Their first Brillouin zone in Fig. 2(a) possesses a hexagonal symmetry,²⁸ in which the (k_x, k_y) -projection is similar to that of a layered graphene.²⁹ The band structure of a pristine graphitic system [Fig. 2(b)], being illustrated along the high-symmetry points [$\Gamma K M \Gamma A H L A$;³⁰], is rich and unique. This system is an unusual semimetal, while a monolayer graphene is a zero-gap semiconductor with a vanishing density of states at the Fermi level.³¹ This difference obviously indicates the important role of the interlayer van der Waals interactions. The intralayer and interlayer C-2p_z orbital hybridizations, respectively, create the gapless Dirac-cone structure³² and the weak but significant overlaps of the valence and conduction bands.³³ The latter are responsible for the asymmetric energy spectra of valence holes and conduction electrons about the Fermi level. The low-lying π electronic states are initiated from the K and H valleys [the inset of Fig. 2]. Furthermore, their state energies are, respectively, lower and higher than the Fermi energy in terms of a weak energy dispersion, *i.e.*, there exist 3D free carriers of the hole and electron pockets. Very interestingly, the other essential properties are easily further modulated by external factors, such as the intercalation-/de-intercalation-,³⁴ temperature-, pressure-, and magnetic-field-enriched phenomena.^{35–37} In addition, the systematic investigations on bulk graphite systems can be found in review articles and books.³⁸ Most importantly, the well-behaved π bands can be clearly identified in the energy spectra along $K M \Gamma$ and $H L A$ with the whole widths more than 7 eV. The wide π -band widths are attributed to a close cooperation of the intralayer and interlayer carbon-2p_z orbital hybridizations. On the other side, the σ orbitals of [2p_x, 2p_y, 2s] could build two degenerate bands and one band below at the Γ point below -3 and -10 eVs, respectively. These features are mainly determined by the σ -electronic hopping integrals and ionization energies.³⁹

AlCl₄⁻-ion and AlCl₄-molecule intercalations, which are, respectively, shown in Fig. 2(c)–(j), are able to create the diverse energy spectra and wave functions. The dramatic changes cover the variation of high-symmetry points, the creation of a lot of energy subbands, the greatly enhanced asymmetry of occupied and unoccupied spectra about the Fermi level, the obvious reduction or enhancement of band overlaps [the diversified free carrier densities], the almost isotropic/highly anisotropic features near/away from $E_F = 0$, the various energy dispersions with the different critical points, the frequently crossing and anti-crossing behaviors, the non-well-behaved π - σ -band widths, the carbon-, aluminum- and chloride-dominances at the different energy ranges [blue circles, red triangles and green squares, respectively]. Moreover, the π and σ electronic states can be easily identified from the original valleys, but not their whole band widths. After the chemical modifications, the enlarged Moire superlattices possess many atoms/ions in primitive unit cells [Fig. 1], so that the hexagonal first Brillouin zone in Fig. 2(a) is diminished quickly, especially for the low concentration cases. This leads to many valence and conduction bands with smaller wave-vector ranges.⁴⁰ Due to zone-folding effects,⁴¹ the low-lying electronic states are initiated from the Γ and A valleys [the K and H ones] under the cases of

1:18, 1:24 and 1:54 [1:32]. As to the ionic chemical environments, a pair of anisotropic valence and conduction bands across the Fermi level, which appears in a pristine Bernal graphite [Fig. 2(b)], is changed into the isotropic Dirac-cone structure of monolayer graphene. Furthermore, the energy spectra are dispersionless along the ΓA or $K H$ directions. This clearly illustrates the semiconducting behavior with a zero-band gap and density of state at $E_F = 0$, simultaneously indicating the very weak carbon-intercalant-ion orbital hybridizations under the saturated atomic configurations. These graphite intercalation compounds are expected to present the lower electrical conductivities after the chemical reactions,⁴² However, they become outstanding merits in aluminum-ion transports and cathode intercalations/de-intercalations,⁴³ Very interestingly, the π -electronic dominance in the energy range of $E^{c.v} \leq 1.0$ eV also comes to exist in the AlCl₄-molecule graphite intercalations, the obvious red shifts of E_F 's is revealed in any chemical cases. Electrons are largely transferred from carbon atoms to molecules, where the latter possess the larger affinities.⁴⁴ The strong p-type doping effects should be attributed to the significant carbon-molecule orbital hybridizations. In short, three types of band structures, semimetal, semiconductor and metal, respectively, arise from the interlayer van der Waals, carbon-saturated-ion and carbon-molecule interactions. Whether similar phenomena can be found in other graphite intercalation compounds deserves a closer VASP simulation.

The atom dominance, which corresponds to the spatial distribution probability of each wave-vector state, is clearly revealed in the specific energy ranges. It is determined by the intrinsic orbital hybridizations of chemical bonds. Most of the electronic states in the entire energy spectrum is dominated by carbon atoms for the various AlCl₄⁻-ion and AlCl₄-molecule intercalations [blue open circles in Fig. 2(c)–(j) for the π , σ and π^* energy subbands]. This is attributed to the dominating π , σ , carbon-intercalant bondings, since their initial state energies remain there and the frequent anti-crossing behavior comes to exist.⁴⁵ Specifically, aluminum atoms make observable contributions near $E^v \sim -4$ and -6 eVs [green squares], suggesting the linking roles through a large ion/molecule structure. As for chloride atoms, the unusual roles are revealed as the weakly dispersive valence bands, at least four bands, below the Fermi level more than 1 eV [red triangles]. Their main features, energy, degeneracy, spacing and group velocity of the valence subband, are very sensitive to the change of intercalant configuration. The partially flat subbands, with the zero velocities [localized behavior] frequently appear under the large-ion intercalations [Fig. 2(c)–(f)]. However, they might exhibit observable modifications in the molecular cases [Fig. 2(g)–(j)]. The larger carrier mobility clearly indicates the more extensive charge distributions. The above-mentioned characteristics might be closely related to all the active chemical bondings, being supported by the further discussions of the charge density distributions [Fig. 3] and van Hove singularities [Fig. 4].

The theoretical predictions of occupied electronic states below the Fermi level can be examined by angle resolved photoemission spectroscopy [ARPES;⁴⁶], as discussed in Chap. 3.3 in detail. In general, it is very difficult to measure the k_z –



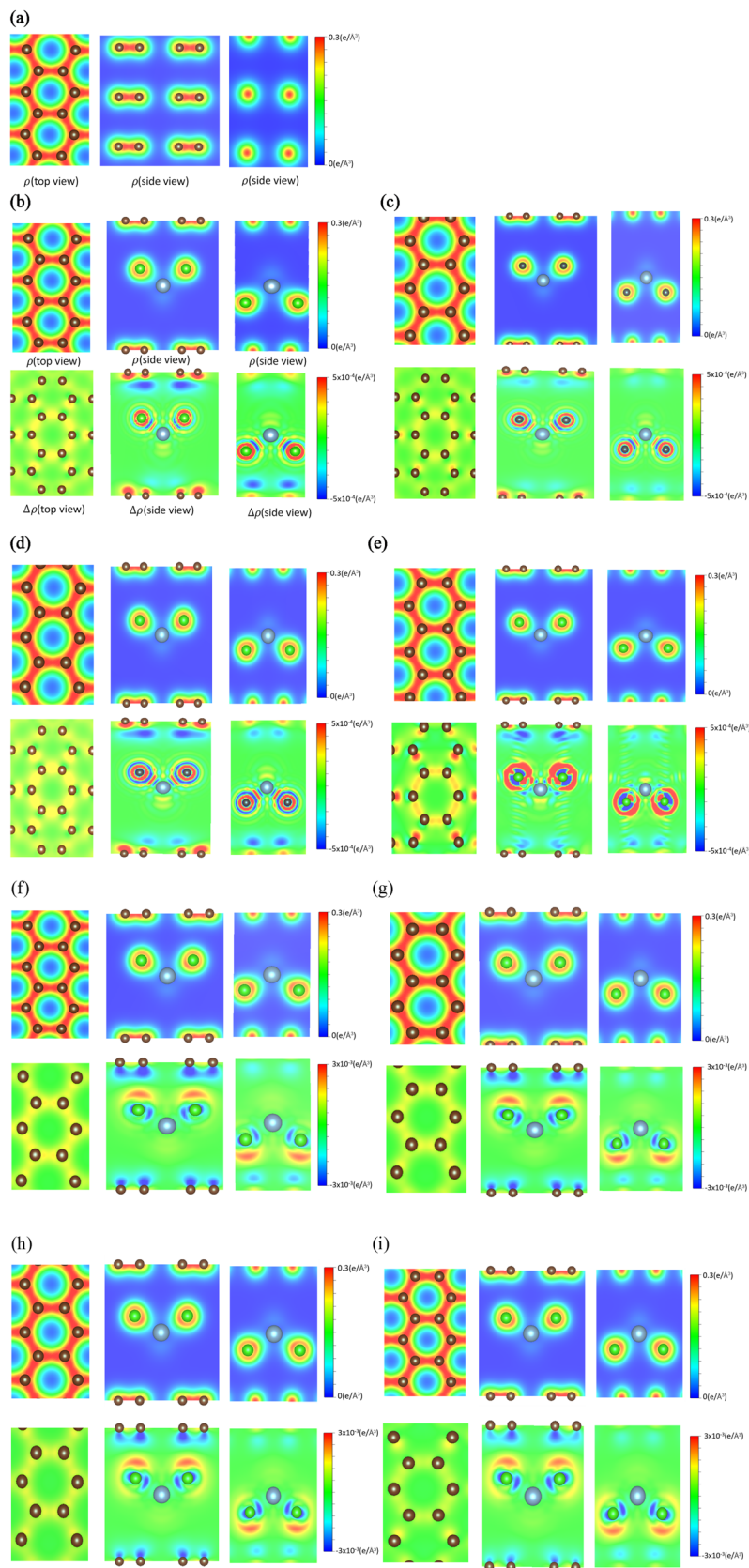


Fig. 3 The spatial charge density distributions and their changes after $\text{AlCl}_4^-/\text{AlCl}_4^-$ ion intercalation into graphite under the distinct chemical cases: (a) a pristine system, (b)/(f) 1 : 18, (c)/(g) 1 : 24, (d)/(h) 1 : 32 and (e)/(i) 1 : 54, with the top- and side views [the (x, y)-, (x, z)- and (y, z)-plane projections].



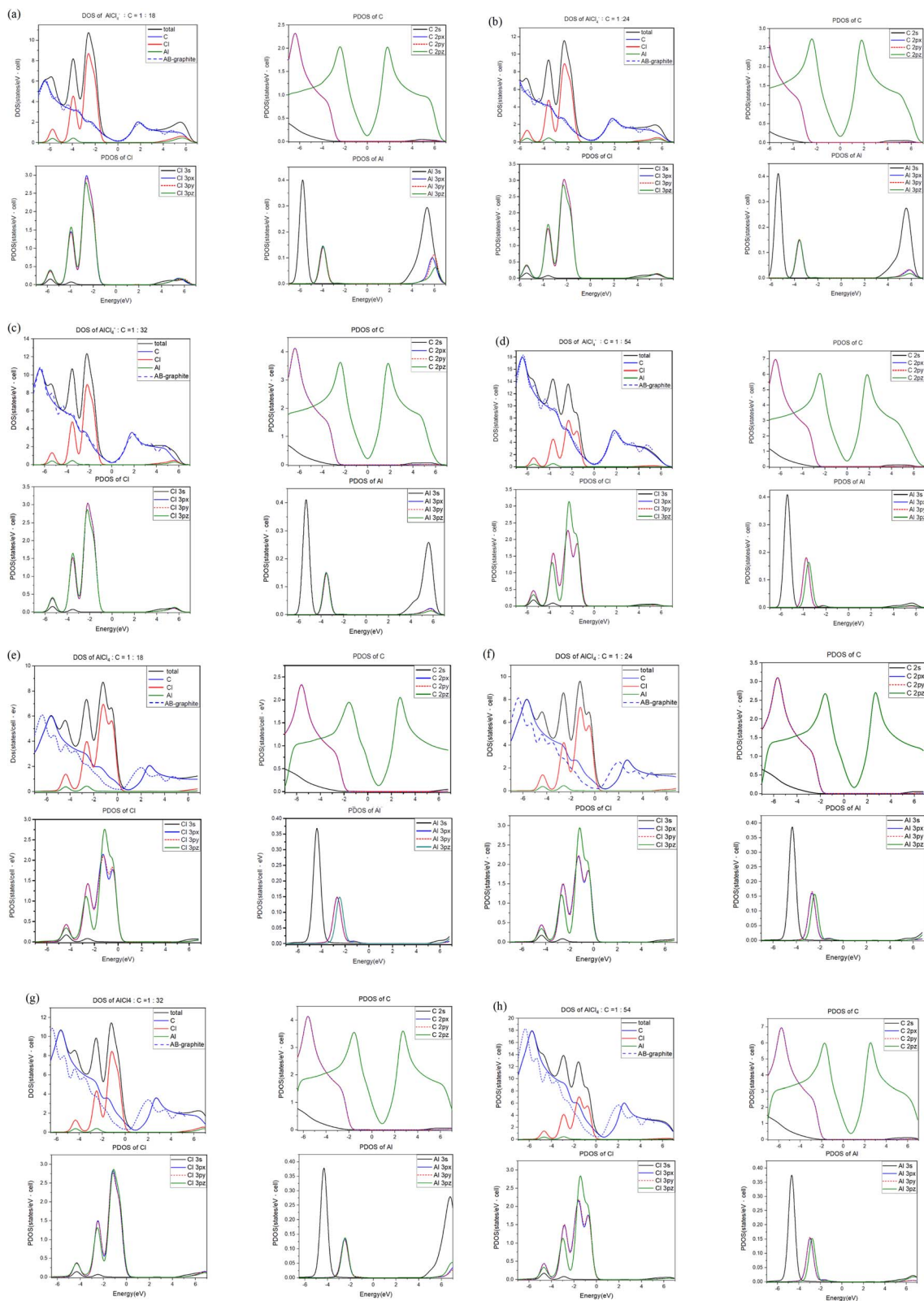


Fig. 4 The atom- & orbital-projected density of states for $\text{AlCl}_4^-/\text{AlCl}_4^-$ -intercalation graphite compounds under different molecular concentrations: (a)/(e) 1 : 18, (b)/(f) 1 : 24, (c)/(g) 1 : 32 and (d)/(h) 1 : 54.

dependent energy spectra because of the destruction of the momentum of conservation through the surface boundary. How to utilize the most important band features along KH , ML and

ΓA would become a critical technique of identifying the energy dispersions. The high-resolution ARPES measurements have been successfully conducted on the semi-metallic energy bands



in Bernal graphite, but not those of the rhombohedral and simple hexagonal graphites [ABC- and AA-stacked ones; ^{47,48}]. According to the calculated results, the second and third systems, respectively, the lowest and highest free carrier densities, are mainly the result of the symmetry of the stacking configuration.⁴⁹ As to the AlCl_4^- -ion/ AlCl_4 -molecule intercalation of stage-3/stage-4 graphite intercalation compounds, the observed occupied energy spectra are expected to exhibit greatly diversified phenomena in terms of stacking-symmetry dependences, red shifts of the Fermi level, band overlaps [free carrier densities], strong energy dispersions, high anisotropies, and the characterizations of π - and σ -electronic energy spectra. In addition to these features, VASP simulations on the stage-1 systems are able to provide very useful information about the chloride- and aluminum-related valence bands. Further experimental examinations are very helpful to thoroughly clarify the intercalation/de-intercalation effects on electronic energy spectra and wave functions, as well as the intrinsic quasiparticle properties of orbital hybridizations.⁵⁰

The active orbitals hybridizations

The spatial charge distributions $[\rho(r)s]$ and their variations $[\Delta\rho(r)s]$ after the chemical intercalations, as clearly shown in Fig. 3, provide very useful chemical pictures for fully comprehending the critical chemical bonds of the active orbital hybridizations. The $[x, y]$ -top, $[x, z]$ -side and $[y, z]$ -side views fully illustrate the rich and unique intrinsic interactions: the C–C bonds in a honeycomb lattice, the interlayer C–Cl bonds, and the intra-ion/intra-molecule Al–Cl and Cl–Cl bonds. The significant chemical bondings agree with the density of states [the merged van Hove singularities in Fig. 4] and band structures [atom dominances in Fig. 2]. The strong evidence is thoroughly identified from $\rho(r)s$ and $\Delta\rho(r)s$. First, the prominent σ bonding, which survives in pristine Bernal graphite is revealed as a very strong covalent bond between two neighboring carbon atoms [a super-high charge density as indicated by the red color on the $[x, y]$ plane in Fig. 3(a); ⁵¹]. Furthermore, the π bonding is characterized by the wave-like charge distribution $\rho(r)s$ and their variations $\Delta\rho(r)s$ due to the significant parallel $2p_z$ -orbital hybridizations, as examined from $\rho(r)$ on both the $[x, z]$ and $[y, z]$ planes [Fig. 3(a)]. Its distribution along the z -direction is somewhat extended by the interlayer van der Waals interactions.⁵² Secondly, the significant carbon-intercalant couplings, corresponding to the large-ion cases [Fig. 3(b)–(e)], are directly reflected in the strongly anisotropic charge distributions $\rho(r)s$ in the 1st, 2nd and 3rd plots] and their variations $\Delta\rho(r)s$ near the chloride atoms and the drastic changes between them, especially for the $[x, z]$ - and $[y, z]$ -plane projections. On the other hand, the large-molecule intercalations, as indicated in Fig. 3(f)–(i), can greatly enhance the charge density distribution in C–Cl bonds, since its atomic configuration belongs to the non-closed-shell states. As for the Al–Cl and Cl–Cl bonds, they present prominent bondings through the obvious distorted charge densities near chloride and aluminum atoms. In addition, it is very difficult to examine the existence of Al–C and Al–Al bonds from the results. Furthermore, the calculations cannot provide enough

information for examining the effects of the inter-ion/inter-molecule intercalations. The similar analyses can be generalized for other multi-component graphite intercalation compounds, e.g., the active chemical bonds in H_2SO_4^- ,⁵³ HNO_3^- ,⁵⁴ and FeCl_3^- ⁵⁵ related systems.

According to the well-defined density of states, $D(E)$ is expressed as the integration of the inverses of group velocities on the constant-energy configuration. For example, the 3D/2D/1D are greatly enriched by the various first derivatives of the gradient operations on electronic energy spectra and the specific integrations on the closed shells/circles/two discrete wave-vector points. A vanishing group velocity comes to exist and corresponds to a critical point in the energy-wave-vector space. The singular integration function leads to a special structure, namely, a van Hove singularity. The main features of singular structures, i.e., their forms, intensities, energies and numbers, are very sensitive to the characteristics of the distinct critical points and dimensionalities.⁵⁶ In general, the former are classified into the extreme, saddle and partially flat points, being clearly illustrated by the linear, parabolic, almost dispersionless and sombrero-shape energy dispersions of few-layer graphene systems.⁵⁷ When the orbital- and orbital-decomposed density of states are calculated for any condensed-matter systems, the various singular structures, with prominent intensities, are available for determining the active orbital hybridizations of different chemical bonds.⁵⁸ This is based on their great enhancements through the emerged van Hove singularities.⁵⁹ As for large-intercalant graphite intercalation compounds, there are a plenty of atom- and orbital-projected components. The very complicated results need to be analyzed in detail.⁶⁰

For each intercalation case of $\text{AlCl}_4^-/\text{AlCl}_4$, there are one atom- and three orbital-decomposed density of states, being rather sufficient in providing useful information about the active multi-/single-orbital hybridizations of the distinct chemical bonds.⁶¹ Very apparently, Fig. 4 shows the rich and unique van Hove singularities mainly due to [C, Cl, Al] atoms and their significant orbitals. The magnitude of $D(E)$ at the Fermi level represents the characteristics of free carriers. Bernal graphite and ion intercalation systems have low values at $E_F = 0$, as well as band structures, respectively, suggesting the semi-metallic and semiconducting behaviors. However, each large-molecule case exhibits a finite value there. Most importantly, the difference between the Fermi level and the featured energy with the smallest density of states could be regarded as its red shift [details in Table 2]. Furthermore, this covered area just corresponds to the total free carriers per unit cell after the obvious charge transfers from carbon to chloride [Fig. 3]. The stronger affinity of the latter is responsible for the p-type doping effects [free valence holes;⁶²]. This quantity is deduced to be proportional to the AlCl_4 -molecule concentration. In addition, the Fermi-momentum states of electronic spectra [Fig. 2(g)–(j)] are not reliable in evaluating the transferred valence hole density in the presence of complicated zone-folding effects.

The significant chemical bonds and their active multi-/single-orbital hybridizations are further achieved from the delicate analyses, covering all the separated and merged van Hove singularities [Fig. 4]. The concise physical and chemical



pictures are also supported by the electronic energy spectra [Fig. 2] and the spatial charge distributions [Fig. 3]. Both AlCl_4^- and AlCl_4 graphite intercalation compounds possess intralayer carbon-carbon, interlayer carbon-intercalant, and intra-/inter-intercalant interactions, respectively, leading to the C-C, C-Cl, Al-Cl and Cl-Cl bonds. However, observable evidence of the merged van Hove singularities is absent for Al-C and Al-Al. The prominent chemical bondings are thoroughly illustrated as follows. Since AlCl_4^- has a closed 0 shell atomic configuration, each graphitic sheet recovers to a pure honeycomb lattice. The π - and σ -electronic spectra are well separated from each other [all PDOS of C cases in Fig. 4]. Furthermore, the former [the pink curves] and the latter [the red, blue and black curves] are, respectively, characterized by the initial/prominent structures at ~ -2.0 eV and $\sim -3.12/-6.15$ eV. In addition, two strong peaks mainly arise from the saddle points of the valence π and σ bands. Apparently, π and sp^2 bondings are orthogonal to each other and thus survive in the C-C bonds. The interlayer C-Cl bonds are revealed as the multi-orbital hybridizations of $[2p_x, 2p_y, 2p_z]-[3p_x, 3p_y, 3p_z]$ through the emerged structures within $-6.1 \text{ eV} \leq E \leq -1.8 \text{ eV}$. As for the Al-Cl/Cl-Cl bonds, the obvious four-orbital hybridizations of $[3s, 3p_x, 3p_y, 3p_z]-[3s, 3p_x, 3p_y, 3p_z]/[3s, 3p_x, 3p_y, 3p_z]-[2s, 2p_x, 2p_y, 2p_z]$ are clarified from the van Hove singularities at -4.0 eV and -5.9 eV. Such unusual results are due to the fact that 3s and $[3p_x, 3p_y, 3p_z]$ -decomposed, respectively, appear at the same and different energies for Al and Cl. The similar features of the density of states can be found in the molecular intercalation cases, while the red-shift phenomena are created by the very strong p-type doping effects. That is, the important C-Cl bonds can enrich the valence van Hove singularities near the Fermi level. This is consistent with more charge variations between the honeycomb lattice and the intercalant layer. In addition, it is almost impossible to investigate the inter-ion and inter-molecule interactions from the van Hove singularities.⁶³

Conclusions

In summary, Bernal graphite, stage-1 AlCl_4^- -ion and AlCl_4 -molecule graphite intercalation compounds exhibit diverse quasiparticle behavior under the distinct orbital hybridizations of intralayer and interlayer chemical bonds. The effects, which are due to significant van der Waals interactions, rich intercalations of closed-shell ions, and strong charge transfers, are responsible for the rich and unique properties. They are directly reflected in the distinct crystal symmetries [the periodical configurations perpendicular/on the (x, y) plane], the largely enhanced Moire superlattices, the existence of many valence and conduction energy subbands [zone-folding effect], the variations about the initial high-symmetry valleys, the largely enhanced asymmetry of the hole and electron spectra about the Fermi level, the vanishing band overlaps/the p-type doping effect [the zero/finite free carrier densities after ion/molecule interactions], the almost isotropic/highly anisotropic features close/away from the Fermi level, the various energy dependences at the distinct critical points, the frequent band crossings and mixings [the complicated orbital hybridizations], the non-well-defined π - and

σ -electronic band widths, and the carbon-, aluminum- and chloride-determined energy spectra at the distinct energy ranges. The active multi-/single-orbital hybridizations of C-C/C-Cl/Al-Cl/Cl-Cl chemical bonds are identified to be $[2s, 2p_x, 2p_y]-[2s, 2p_x, 2p_y]$ & $2p_z-2p_z/[2s, 2p_x, 2p_y, 2p_z]-[3s, 3p_x, 3p_y, 3p_z]/[3s, 3p_x, 3p_y, 3p_z]-[3s, 3p_x, 3p_y, 3p_z]/[3s, 3p_x, 3p_y, 3p_z]-[3s, 3p_x, 3p_y, 3p_z]$. However, observable evidence is very difficult to examine for the C-Al and Al-Al bonds. Up-to-date experiments only verify the observation of stage-3 and stage-4 cases,^{64,65} in which the molecular dynamics could be used to examine the existence of stage-1 and stage-2 configurations. Concerning the complicated intercalation and de-intercalation processes, their critical roles on the large-ion transports within high-performance batteries require for the systematic investigations,⁶⁶ especially with regard to the development of a theoretical frameworks.

Conflicts of interest

There are no conflicts to declare.

Acknowledgements

This work is supported by Taiwan Ministry of Science and Technology under grant number MOST 111-2112-M-006-020, MOST 109-2124-M-006-001, MOST 110-2634-F-006-017, NSTC 111-28111-M-006-047.

References

- 1 P. Sutter, J. T. Sadowski and E. A. Sutter, Chemistry under cover: tuning metal-graphene interaction by reactive intercalation, *J. Am. Chem. Soc.*, 2010, **132**(23), 8175–8179.
- 2 D. A. Brownson and C. E. Banks, Graphene electrochemistry: an overview of potential applications, *Analyst*, 2010, **135**(11), 2768–2778.
- 3 C. Y. Lin, J. Y. Wu, Y. J. Ou, Y. H. Chiu and M. F. Lin, Magneto-electronic properties of multilayer graphenes, *Phys. Chem. Chem. Phys.*, 2015, **17**(39), 26008–26035.
- 4 F. Rozpłoch, J. Patyk and J. Stankowski, Graphenes bonding forces in graphite, *Acta Phys. Pol., A*, 2007, **112**(3), 557–562.
- 5 D. A. Brownson and C. E. Banks, Graphene electrochemistry: an overview of potential applications, *Analyst*, 2010, **135**(11), 2768–2778.
- 6 M. Hu, X. Dong, Y. Wu, L. Liu, Z. Zhao, X. F. Zhou, T. A. Strobel, G. Gao, Y. Tian and J. He, Low-energy 3D sp^2 carbons with versatile properties beyond graphite and graphene, *Dalton Trans.*, 2018, **47**(17), 6233–6239.
- 7 S. Konschuh, M. Gmitra and J. Fabian, Tight-binding theory of the spin-orbit coupling in graphene, *Phys. Rev. B: Condens. Matter Mater. Phys.*, 2010, **82**(24), 245412.
- 8 J. R. Huang, J. Y. Lin, B. H. Chen and M. H. Tsai, Structural and electronic properties of few-layer graphenes from first-principles, *Phys. Status Solidi B*, 2008, **245**(1), 136–141.
- 9 P. L. De Andres, R. Ramirez and J. A. Vergés, Strong covalent bonding between two graphene layers, *Phys. Rev. B: Condens. Matter Mater. Phys.*, 2008, **77**(4), 045403.



- 10 D. S. Abergel, V. Apalkov, J. Berashevich, K. Ziegler and T. Chakraborty, Properties of graphene: a theoretical perspective, *Adv. Phys.*, 2010, **59**(4), 261–482.
- 11 S. H. Lee, C. W. Chiu and M. F. Lin, Deformation effects on electronic structures of bilayer graphenes, *Phys. E*, 2010, **42**(4), 732–735.
- 12 N. Briggs, Z. M. Gebeyehu, A. Vera, T. Zhao, K. Wang, A. D. Duran, B. Bersch, T. Bowen, K. L. Knappenberger and J. A. Robinson, Epitaxial graphene/silicon carbide intercalation: a minireview on graphene modulation and unique 2D materials, *Nanoscale*, 2019, **11**(33), 15440–15447.
- 13 C. C. Silva, J. Cai, W. Jolie, D. Dombrowski, F. H. Farwick zum Hagen, A. J. Martinez-Galera, C. Schlueter, T. L. Lee and C. Busse, Lifting epitaxial graphene by intercalation of alkali metals, *J. Phys. Chem. C*, 2019, **123**(22), 13712–13719.
- 14 H. Yoo, R. Engelke, S. Carr, S. Fang, K. Zhang, P. Cazeaux, S. H. Sung, R. Hovden, A. W. Tsen, T. Taniguchi and K. Watanabe, Atomic and electronic reconstruction at the van der Waals interface in twisted bilayer graphene, *Nat. Mater.*, 2019, **18**(5), 448–453.
- 15 T. Kaneko and R. Saito, First-principles study on interlayer state in alkali and alkaline earth metal atoms intercalated bilayer graphene, *Surf. Sci.*, 2017, **665**, 1–9.
- 16 C. C. Silva, J. Cai, W. Jolie, D. Dombrowski, F. H. Farwick zum Hagen, A. J. Martinez-Galera, C. Schlueter, T. L. Lee and C. Busse, Lifting epitaxial graphene by intercalation of alkali metals, *J. Phys. Chem. C*, 2019, **123**(22), 13712–13719.
- 17 J. H. Ho, C. L. Lu, C. C. Hwang, C. P. Chang and M. F. Lin, Coulomb excitations in AA-and AB-stacked bilayer graphites, *Phys. Rev. B: Condens. Matter Mater. Phys.*, 2006, **74**(8), 085406.
- 18 C. J. Pan, C. Yuan, G. Zhu, Q. Zhang, C. J. Huang, M. C. Lin, M. Angell, B. J. Hwang, P. Kaghazchi and H. Dai, An operando X-ray diffraction study of chloroaluminate anion-graphite intercalation in aluminum batteries, *Proc. Natl. Acad. Sci.*, 2018, **115**(22), 5670–5675.
- 19 P. Bhauriyal, A. Mahata and B. Pathak, The staging mechanism of AlCl_4 intercalation in a graphite electrode for an aluminium-ion battery, *Phys. Chem. Chem. Phys.*, 2017, **19**(11), 7980–7989.
- 20 M. S. Wu, B. Xu, L. Q. Chen and C. Y. Ouyang, Geometry and fast diffusion of AlCl_4 cluster intercalated in graphite, *Electrochim. Acta*, 2016, **195**, 158–165.
- 21 T. N. Do, C. P. Chang, P. H. Shih, J. Y. Wu and M. F. Lin, Stacking-enriched magneto-transport properties of few-layer graphenes, *Phys. Chem. Chem. Phys.*, 2017, **19**(43), 29525–29533.
- 22 A. León and M. Pacheco, Electronic and dynamics properties of a molecular wire of graphane nanoclusters, *Phys. Lett. A*, 2011, **375**(47), 4190–4197.
- 23 N. Mounet and N. Marzari, First-principles determination of the structural, vibrational and thermodynamic properties of diamond, graphite, and derivatives, *Phys. Rev. B: Condens. Matter Mater. Phys.*, 2005, **71**(20), 205214.
- 24 Y. Gao, C. Zhu, Z. Chen and G. Lu, Understanding ultrafast rechargeable aluminum-ion battery from first-principles, *J. Phys. Chem. C*, 2017, **121**(13), 7131–7138.
- 25 M. F. Lin, C. S. Huang and D. S. Chuu, Plasmons in graphite and stage-1 graphite intercalation compounds, *Phys. Rev. B: Condens. Matter Mater. Phys.*, 1997, **55**(20), 13961.
- 26 B. J. Alder and T. E. Wainwright, Studies in molecular dynamics. I. General method, *J. Chem. Phys.*, 1959, **31**(2), 459–466.
- 27 D. Y. Wang, S. K. Huang, H. J. Liao, Y. M. Chen, S. W. Wang, Y. T. Kao, J. Y. An, Y. C. Lee, C. H. Chuang, Y. C. Huang and Y. R. Lu, Insights into dynamic molecular intercalation mechanism for AIC battery by operando synchrotron X-ray techniques, *Carbon*, 2019, **146**, 528–534.
- 28 W. B. Li, M. H. Tsai, S. Y. Lin, K. I. Lin and M. F. Lin, Essential properties of AlCl_4 -related graphite intercalation compounds of aluminum-ion-based battery cathodes, *arXiv*, 2021 May 3, preprint, arXiv:2105.01113.
- 29 D. Malko, C. Neiss, F. Vines and A. Görling, Competition for graphene: graphynes with direction-dependent Dirac cones, *Phys. Rev. Lett.*, 2012, **108**(8), 086804.
- 30 A. C. Neto, F. Guinea, N. M. Peres, K. S. Novoselov and A. K. Geim, The electronic properties of graphene, *Rev. Mod. Phys.*, 2009, **81**(1), 109.
- 31 D. S. Abergel, V. Apalkov, J. Berashevich, K. Ziegler and T. Chakraborty, Properties of graphene: a theoretical perspective, *Adv. Phys.*, 2010, **59**(4), 261–482.
- 32 C. Wu and S. D. Sarma, p x, y-orbital counterpart of graphene: Cold atoms in the honeycomb optical lattice, *Phys. Rev. B: Condens. Matter Mater. Phys.*, 2008, **77**(23), 235107.
- 33 M. Sprinkle, D. Siegel, Y. Hu, J. Hicks, A. Tejada, A. Taleb-Ibrahimi, P. Le Fèvre, F. Bertran, S. Vizzini, H. Enriquez and S. Chiang, First direct observation of a nearly ideal graphene band structure, *Phys. Rev. Lett.*, 2009, **103**(22), 226803.
- 34 M. S. Dresselhaus and G. Dresselhaus, Intercalation compounds of graphite, *Adv. Phys.*, 2002, **51**(1), 1–86.
- 35 C. Y. Lin, J. Y. Wu, Y. H. Chiu, C. P. Chang and M. F. Lin, Stacking-dependent magnetoelectronic properties in multilayer graphene, *Phys. Rev. B: Condens. Matter Mater. Phys.*, 2014, **90**(20), 205434.
- 36 J. Y. Wu, S. C. Chen, O. Roslyak, G. Gumbs and M. F. Lin, Plasma excitations in graphene: Their spectral intensity and temperature dependence in magnetic field, *ACS Nano*, 2011, **5**(2), 1026–1032.
- 37 M. O. Goerbig, Electronic properties of graphene in a strong magnetic field, *Rev. Mod. Phys.*, 2011, **83**(4), 1193.
- 38 S. Y. Lin, S. L. Chang, F. L. Shyu, J. M. Lu and M. F. Lin, Feature-rich electronic properties in graphene ripples, *Carbon*, 2015, **86**, 207–216.
- 39 S. Shallcross, S. Sharma, E. Kandelaki and O. A. Pankratov, Electronic structure of turbostratic graphene, *Phys. Rev. B: Condens. Matter Mater. Phys.*, 2010, **81**(16), 165105.
- 40 S. Reich, J. Maultzsch, C. Thomsen and P. Ordejon, Tight-binding description of graphene, *Phys. Rev. B: Condens. Matter Mater. Phys.*, 2002, **66**(3), 035412.
- 41 Y. Lin, G. Chen, J. T. Sadowski, Y. Li, S. A. Tenney, J. I. Dadap, M. S. Hybertsen and R. M. Osgood Jr, Observation of



- intercalation-driven zone folding in quasi-free-standing graphene energy bands, *Phys. Rev. B*, 2019, **99**(3), 035428.
- 42 K. P. Loh, Q. Bao, P. K. Ang and J. Yang, The chemistry of graphene, *J. Mater. Chem.*, 2010, **20**(12), 2277–2289.
- 43 S. C. Jung, Y. J. Kang, D. J. Yoo, J. W. Choi and Y. K. Han, Flexible few-layered graphene for the ultrafast rechargeable aluminum-ion battery, *J. Phys. Chem. C*, 2016, **120**(25), 13384–13389.
- 44 Q. Wang, D. Zheng, L. He and X. Ren, Cooperative Effect in a Graphite Intercalation Compound: Enhanced Mobility of AlCl_4 in the Graphite Cathode of Aluminum-Ion Batteries, *Phys. Today*, 2019, **12**(4), 044060.
- 45 T. Kiss, T. Shimojima, K. Ishizaka, A. Chainani, T. Togashi, T. Kanai, X. Y. Wang, C. T. Chen, S. Watanabe and S. Shin, A versatile system for ultrahigh resolution, low temperature, and polarization dependent Laser-angle-resolved photoemission spectroscopy, *Rev. Sci. Instrum.*, 2008, **79**(2), 023106.
- 46 C. Y. Lin, C. H. Yang, C. W. Chiu, H. C. Chung, S. Y. Lin and M. F. Lin, Many-Particle Interactions in Carbon Nanotubes, *IOP Concise Physics*, Morgan & Claypool Publishers, San Raefel, CA, USA, 2021, in print.
- 47 E. H. Hwang and S. D. Sarma, Quasiparticle spectral function in doped graphene: Electron-electron interaction effects in ARPES, *Phys. Rev. B: Condens. Matter Mater. Phys.*, 2008, **77**(8), 081412.
- 48 C. Y. Lin, M. H. Lee and M. F. Lin, Coulomb excitations in ABC-stacked trilayer graphene, *Phys. Rev. B*, 2018, **98**(4), 041408.
- 49 K. Tasaki, Density functional theory study on structural and energetic characteristics of graphite intercalation compounds, *J. Phys. Chem. C*, 2014, **118**(3), 1443–1450.
- 50 W. B. Li, S. Y. Lin, N. T. Tran, M. F. Lin and K. I. Lin, Essential geometric and electronic properties in stage- n graphite alkali-metal-intercalation compounds, *RSC Adv.*, 2020, **10**(40), 23573–23581.
- 51 I. E. Abbott's, Graphene: exploring carbon flatland, *Phys. Today*, 2007, **60**(8), 35.
- 52 D. L. Duong, S. J. Yun and Y. H. Lee, van der Waals layered materials: opportunities and challenges, *ACS Nano*, 2017, **11**(12), 11803–11830.
- 53 H. Shioyama and R. Fujii, Electrochemical reactions of stage 1 sulfuric acid–graphite intercalation compound, *Carbon*, 1987, **25**(6), 771–774.
- 54 N. E. Sorokina, N. V. Maksimova, A. V. Nikitin, O. N. Shornikova and V. V. Avdeev, Synthesis of Intercalation Compounds in the Graphite– HNO_3 – H_3PO_4 System, *Inorg. Mater.*, 2001, **37**(6), 584–590.
- 55 D. Zhan, L. Sun, Z. H. Ni, L. Liu, X. F. Fan, Y. Wang, T. Yu, Y. M. Lam, W. Huang and Z. X. Shen, FeCl_3 -based few-layer graphene intercalation compounds: Single linear dispersion electronic band structure and strong charge transfer doping, *Adv. Funct. Mater.*, 2010, **20**(20), 3504–3509.
- 56 P. Rosenzweig, H. Karakachian, D. Marchenko, K. Küster and U. Starke, Overdoping graphene beyond the van Hove singularity, *Phys. Rev. Lett.*, 2020, **125**(17), 176403.
- 57 A. Bostwick, T. Ohta, T. Seyller, K. Horn and E. Rotenberg, Quasiparticle dynamics in graphene, *Nat. Phys.*, 2007, **3**(1), 36–40.
- 58 M. S. Dresselhaus and G. Dresselhaus, Intercalation compounds of graphite, *Adv. Phys.*, 2002, **51**(1), 1–86.
- 59 P. Rosenzweig, H. Karakachian, D. Marchenko, K. Küster and U. Starke, Overdoping graphene beyond the van Hove singularity, *Phys. Rev. Lett.*, 2020, **125**(17), 176403.
- 60 M. S. Dresselhaus and G. Dresselhaus, Intercalation compounds of graphite, *Adv. Phys.*, 2002, **51**(1), 1–86.
- 61 K. Tasaki, Density functional theory study on structural and energetic characteristics of graphite intercalation compounds, *J. Phys. Chem. C*, 2014, **118**(3), 1443–1450.
- 62 H. Liu, Y. Liu and D. Zhu, Chemical doping of graphene, *J. Mater. Chem.*, 2011, **21**(10), 3335–3345.
- 63 G. Li, A. Luican, J. M. Lopes dos Santos, A. H. Castro Neto, A. Reina, J. Kong and E. Y. Andrei, Observation of Van Hove singularities in twisted graphene layers, *Nat. Phys.*, 2010, **6**(2), 109–113.
- 64 D. Y. Wang, S. K. Huang, H. J. Liao, Y. M. Chen, S. W. Wang, Y. T. Kao, J. Y. An, Y. C. Lee, C. H. Chuang, Y. C. Huang and Y. R. Lu, Insights into dynamic molecular intercalation mechanism for AIC battery by operando synchrotron X-ray techniques, *Carbon*, 2019, **146**, 528–534.
- 65 A. S. Childress, P. Parajuli, J. Zhu, R. Podila and A. M. Rao, A Raman spectroscopic study of graphene cathodes in high-performance aluminum ion batteries, *Nano Energy*, 2017, **39**, 69–76.
- 66 A. S. Childress, P. Parajuli, J. Zhu, R. Podila and A. M. Rao, A Raman spectroscopic study of graphene cathodes in high-performance aluminum ion batteries, *Nano Energy*, 2017, **39**, 69–76.

