

Organic & Biomolecular Chemistry

Volume 21
Number 21
7 June 2023
Pages 4323-4530

rsc.li/obc



ISSN 1477-0520

PAPER

Javier González-Sabín, Alejandro Presa Soto,
Joaquín García-Álvarez *et al.*

From oximes to tertiary alcohols in water, at room temperature and under air: a hybrid one-pot tandem assembly of enzymatic deoximation and RLi/RMgX reagents



Cite this: *Org. Biomol. Chem.*, 2023, **21**, 4414

From oximes to tertiary alcohols in water, at room temperature and under air: a hybrid one-pot tandem assembly of enzymatic deoximation and RLi/RMgX reagents†

Davide Arnodo,¹ Marina Ramos-Martín,¹ Luciana Cicco,¹ Vito Capriati,¹ Nicolás Ríos-Lombardía,¹ Javier González-Sabín,¹ Alejandro Presa Soto¹ and Joaquín García-Álvarez¹

The highly efficient biodeoximation of aromatic ketoximes, promoted by the enzymatic oxidative system laccase/TEMPO/O₂, has been successfully assembled with the fast and chemoselective addition of highly-polar s-block organometallic reagents (RLi/RMgX) *en route* to highly-substituted tertiary alcohols. By using this hybrid one-pot tandem protocol, tertiary alcohols have been selectively synthesized in good yields and under mild and bench-type reaction conditions (room temperature, the absence of a protecting atmosphere and aqueous media, which are non-typical conditions for polar organometallic reagents). The overall hybrid one-pot tandem transformation amalgamates two distant organic synthetic tools (RLi/RMgX reagents and enzymes) without the need for any tedious and energy/time-consuming intermediate isolation/purification steps.

Received 22nd February 2023,
Accepted 23rd March 2023

DOI: 10.1039/d3ob00285c

rs.c.li/obc

Introduction

In recent years, the design of multistep one-pot synthetic protocols has attracted great attention in the synthetic organic community (for the substitution of traditional and tedious stepwise processes), since the implementation of these tandem protocols allows us to avoid the employment of purification steps, usually needed for the isolation of reaction intermediates (with the concomitant reduction of chemical waste and energy/time costs), thus making simpler the practical aspects of the desired synthetic methodology.¹ Moreover, these one-pot tandem protocols are also the synthetic tools of choice when it is not possible to isolate highly reactive or transitory-formed species as intermediates.² Although these protocols have been successfully exploited to create a wide variety of

natural products and other complex molecular architectures, there are currently relatively few examples of their hybrid versions³ in which the combination of enzymatic, organocatalytic, and transition-metal or main-group-catalysed processes has been successfully assembled within the different reaction steps.⁴ In this field, hybrid chemoenzymatic one-pot tandem protocols in which enzymes are successfully combined with transition-metal-based catalysts or organocatalysis are currently considered a hot topic of research. However, and to the best of our knowledge, the combination of enzymatic synthetic protocols (which intrinsically use water as the natural reaction medium, under aerobic conditions and at room temperature)⁵ and the chemistry of highly reactive and polar organolithium (RLi) or Grignard (RMgX) reagents,^{6,7} which usually requires the use of dry, often toxic and volatile organic solvents, under an inert atmosphere (N₂ or Ar) and at low temperature (ranging from 0 to -78 °C), is still in its infancy.⁸ The design of these hybrid protocols, which rely on the combination of enzymes and highly-polar main-group organometallic reagents, is based on previous related studies reported by other research groups (for example, C.-J. Li^{9a} or Lipshutz^{9b}) or some of us,^{10,11} which demonstrated the possibility of promoting organolithium- or organomagnesium-mediated organic reactions in protic solvents [water, glycerol or deep eutectic solvents (DESS)], at room temperature and without the need for a protecting atmosphere (*i.e.*, under air).¹²⁻¹⁴ To the best of our knowledge, to date, only two protocols have reported the com-

^aLaboratorio de Química Sintética Sostenible (QuimSinSos), Departamento de Química Orgánica e Inorgánica, (IUQOEM), Centro de Innovación en Química Avanzada (ORFEO-CINQA), Facultad de Química, Universidad de Oviedo, E33071 Oviedo, Spain. E-mail: garciajoaquin@uniovi.es

^bDipartimento di Chimica-Università degli Studi di Torino, Via P. Giuria 7, 10125 Torino, Italy

^cDipartimento di Farmacia-Scienze del Farmaco, Università di Bari "Aldo Moro", Consorzio C.I.N.M.P.I.S., Via E. Orabona 4, I-70125 Bari, Italy

^dEntreChem SL, Vivero Ciencias de la Salud. Santo Domingo de Guzmán, Oviedo, 33011, Spain

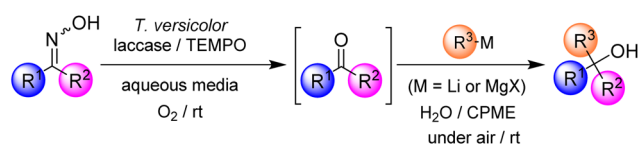
† Electronic supplementary information (ESI) available. See DOI: <https://doi.org/10.1039/d3ob00285c>



combination of enzymes and polar organometallic chemistry: (i) a lithium carbenoid homologation reaction combined with an enzymatic reduction^{8a} and (ii) the catalytic oxidation of secondary alcohols by the laccase/TEMPO system followed by the addition of organolithium reagents to the *in situ* formed ketones.^{8b} The latter methodology, in particular, presents several shortcomings such as (i) the limited scope of the reaction as the catalytic biooxidation tolerates only a few alcohols; (ii) low to moderate isolated yields of the resulting tertiary alcohols; and (iii) the ineffectiveness of Grignard reagents in this hybrid tandem protocol.

On the other hand, laccase from *Trametes versicolor*¹⁵ is considered one of the most reliable and versatile enzymatic partners available in the synthetic biocatalytic toolbox for the design of chemoenzymatic one-pot tandem protocols.^{8b,16} Moreover, some of us have reported the first biocatalytic deoximinations, which enabled us to recover ketones from ketoximes by means of a laccase/TEMPO system.^{17,18} This is important also in the perspective of late-stage functionalization as the oxime function is ubiquitous in nature and can be found in the structure of innumerable natural and synthetic bioactive compounds as well as in several metabolic pathways.¹⁹ Remarkably, the biodeoximation reaction took place in an aqueous medium under mild reaction conditions, and the products were isolated in excellent yields without the need for chromatographic purification. Herein we report a new hybrid one-pot tandem methodology capable of transforming ketoximes into non-symmetric tertiary alcohols by combining the biodeoximation reaction (by means of a laccase/TEMPO/O₂ system) with the subsequent fast, chemoselective and air/moisture/ambient temperature compatible addition of highly polar RLi/RMgX organometallic reagents (see Scheme 1).

The following features of our hybrid one-pot tandem protocol are noteworthy: (i) an aqueous medium is used as the solvent for the combination of both biocatalysed and main-group-promoted organic transformations; (ii) the global one-pot tandem protocol proceeds at room temperature and under aerobic conditions; (iii) no isolation of any reaction intermediate (ketones in this case) is needed, thus reducing the chemical waste and energy/time costs; and (iv) it is an effective and chemoselective methodology for the synthesis of highly-substituted tertiary alcohols (conversions up to 91%), which are often considered components of active pharmaceutical ingredients (APIs), natural products, agrochemicals and synthetic materials.²⁰ This new methodology overcomes the aforemen-



Scheme 1 Design of a hybrid one-pot tandem protocol by combining enzymes (laccase from *Trametes versicolor*) with highly polar s-block organometallic reagents (RLi/RMgX) in an aqueous medium, at room temperature and under air.

tioned drawbacks of our previous chemoenzymatic methodology based on the catalytic oxidation of secondary alcohols by the laccase/TEMPO system followed by the addition of organolithium reagents to the *in situ* formed ketones,^{8b} as: (i) it tolerates a large variety of starting oximes; (ii) better isolated yields (up to 82%) have been obtained for tertiary alcohols; and (iii) for the first time, Grignard reagents have been successfully employed, thereby expanding the scope of main-group reagents which can be amalgamated with enzymes.

Results and discussion

We started our investigation focusing our attention on the deprotection of aromatic ketoximes under mild reaction conditions promoted by the laccase/TEMPO/O₂ system (see Table 1). We selected as the model reaction the biodeoximation of (*Z/E*)-1-phenylpropan-1-one oxime (**1a**) in pure water as the solvent, promoted by the laccase/TEMPO system and using aerial O₂ as a co-oxidant during 24 h. First, we observed an important effect of the stirring speed on the reaction, that is, a dramatic increase in the conversion of **1a** into the corresponding propiophenone (**2a**) when moving from 800 rpm to 1800 rpm (47% to 84%; entries 1 and 2, Table 1) was found. This experimental observation has been previously reported in biooxidation processes promoted with the laccase/TEMPO/O₂ catalytic system and is related to the increase in solubility of the required O₂ in the reaction medium.^{16–18} Once the stirring speed was fixed at 1800 rpm, we decided to parametrize the amount of the co-catalyst (TEMPO in this case), observing an important increase in activity when moving from 10 to 33 mol% (compare entries 2 and 3 in Table 1). Trying to

Table 1 Deoximation of propiophenone oxime (**1a**) into ketone **2a** promoted by the laccase/TEMPO/O₂ system in an aqueous medium at room temperature after 24 hours^a

Entry	Laccase ^{b,c}	Co-catalyst	Oxidant	Conv. ^d (%)
1	<i>T. versicolor</i>	TEMPO (33 mol%)	Air	47 ^e
2	<i>T. versicolor</i>	TEMPO (33 mol%)	Air	84
3	<i>T. versicolor</i>	TEMPO (10 mol%)	Air	40
4	<i>T. versicolor</i>	TEMPO (33 mol%)	O ₂	>99
5	<i>Rhus vernicifera</i>	TEMPO (33 mol%)	O ₂	1
6	CuCl ₂ ·2H ₂ O/TMEDA	TEMPO (33 mol%)	O ₂	2
7	<i>T. versicolor</i>	AZADO (33 mol%)	O ₂	>99
8	<i>T. versicolor</i>	TEMPO (33 mol%)	O ₂	>99 ^f
9	—	TEMPO (33 mol%)	O ₂	0
10	<i>T. versicolor</i>	—	O ₂	2

^a General conditions: 24 h of reaction at room temperature and at 1800 rpm, using 0.73 mmol of **1a** in 1 mL of water. ^b 280 mg of *T. versicolor* (0.5 U mg⁻¹) and 2.8 mg of *Rhus vernicifera* (50 U mg⁻¹) were employed. ^c U mg⁻¹ = units of activity per mg of enzyme. ^d Determined by GC; no significant amount of by-products was detected. ^e Stirring speed: 800 rpm. ^f 100 μL of CH₃CN were added as the co-solvent.

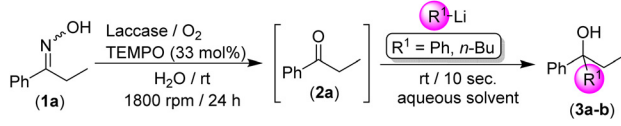


achieve quantitative conversion into the desired propiophenone (**2a**), we carried out the biocatalytic oxidation reaction in an oxygen atmosphere using an external oxygen balloon (1 atm). Working under these conditions, we achieved the complete and chemoselective conversion of ketoxime **1a** into the desired ketone **2a** (no by-products were detected, entry 4, Table 1), at room temperature and after 24 h. The effectiveness of a different commercially available laccase (*Rhus vernicifera*) was also studied (50 U mg⁻¹), but no activity in the deoximation process was observed (entry 5, Table 1). Interestingly, an archetypical transition-metal based catalytic oxidation system (*i.e.*, CuCl₂·2H₂O/TMEDA; TMEDA = *N,N,N',N'*-tetramethylethylenediamine) is not capable of replicating the activity observed when using our biocatalytic system (entry 6, Table 1).²¹ At this point, we should mention that the biooxidation system under study tolerates the use of other co-catalysts such as AZADO (2-azaadamantane *N*-oxyl, entry 7, Table 1) or water-miscible co-solvents such as acetonitrile (100 μL; entry 8, Table 1). On the other hand, no biocatalytic reaction was observed in the absence of catalytic amounts of laccase (entry 9) or a co-catalyst (TEMPO in this case, entry 10, Table 1). These experimental findings testify that the biocatalytic system laccase/TEMPO/O₂ is responsible for the catalytic activity observed in the deoximation reaction of **1a**.

After setting up the best conditions for the biodeoximation process of **1a** into the desired ketone **2a** (water as the solvent, room temperature and 24 h of reaction, 1800 rpm), we investigated its combination with the chemoselective addition of RLi/RMgX reagents to the intermediate ketone **2a** without any intermediate purification/isolation step, that is in the presence of the biocatalytic system laccase/TEMPO/O₂, and working at room temperature, under air and in an aqueous medium, a trio of reaction conditions not usually employed in traditional polar organometallic chemistry.^{6,7} This hybrid methodology could be considered as another proof-of-concept on the scarcely studied combination of polar organometallic chemistry and biocatalysts, thus being a new strategy for the design of RLi/RMgX-mediated organic transformations in the presence of enzymes and co-factors in aqueous media. The laccase/TEMPO/O₂ deoximation of **1a** into the corresponding ketone **2a** was followed by the direct addition of a variety of RLi/RMgX reagents to the resulting aqueous-based reaction mixture (see Table 2).

Initially, the reaction mixture formed by ketoxime **1a** and the biooxidation system (laccase/TEMPO) was allowed to react in bulk water, at room temperature and under O₂ to trigger the desired deoximation reaction. As soon as the complete conversion of **1a** into propiophenone (**2a**) was achieved (24 h, GC analysis), PhLi was directly added to the reaction mixture in the absence of any protecting atmosphere and at room temperature (entry 1, Table 2). Under these bench-type reaction conditions, we observed that PhLi added almost immediately (10 s) to the *in situ* formed propiophenone (**2a**), leading to the desired tertiary alcohol **3a** with total chemoselectivity, as no by-products were detected even in the presence of the enzyme (laccase) and the co-catalyst (TEMPO). It is worth mentioning that the possible side reaction between the organolithium

Table 2 Hybrid one-pot tandem transformation of ketoxime **1a** into tertiary alcohols **3a** and **b** promoted by the combination of the laccase/TEMPO/O₂ system with the chemoselective addition of RLi reagents (R = Ph or *n*-Bu) in an aqueous medium, at room temperature and in the presence of air^a



Entry	R ¹ Li	Equiv.	Solvent	Product	Conv. ^b (%)
1	PhLi	3	H ₂ O	3a	67
2	PhLi	3	H ₂ O/CPME	3a	79
3	PhLi	2	H ₂ O/CPME	3a	60
4	PhLi	3	H ₂ O/2-MeTHF	3a	65
5	<i>n</i> -BuLi	2	H ₂ O/CPME	3b	28
6	<i>n</i> -BuLi	3	H ₂ O/CPME	3b	62
7	<i>n</i> -BuLi	3	H ₂ O/2-MeTHF	3b	37

^a General conditions: 24 h of reaction at room temperature and at 1800 rpm; laccase from *T. versicolor* (0.5 U mg⁻¹, 280 mg) per 0.73 mmol of **1a** and 0.33 eq. of TEMPO in 1 mL of water were used. Then 1 mL of the co-solvent and the RLi reagent [R = Ph (1.9 M in *n*-Bu₂O) or *n*-Bu (2.5 M in hexanes)] were added without any isolation/purification.

^b Determined by GC; no significant amount of by-products was detected.

reagent and TEMPO was not detected,²² thus disclosing a new example in which the addition reaction of the RLi reagent to a carbonyl compound is faster than any other side reactions or hydrolysis.^{9–13} With the aim to increase the yield of the final product **3a**, and taking into account the positive effect associated with the use of biphasic mixtures of water and ethereal solvents [such as cyclopentyl methyl ether (CPME)]²³ in the addition of RLi reagents to organic electrophiles in protic solvents, we assayed the use of this mixture in our tandem protocol. An important increase in the final yield of the tertiary alcohol **3a** was observed in this case (79%, entry 2, Table 2). On the other hand, when the equivalents of PhLi were decreased from 3 to 2, a lower yield (60%) of the final aromatic alcohol **3a** was detected (entry 3, Table 2). Along the same lines and by replacing CPME with other ethereal solvents such as 2-MeTHF,²⁴ the yield of **3a** could not be increased either (entry 4, Table 2). Finally, we decided to study the scope of the reaction by investigating: (i) the nature of the starting organolithium reagent (comparing aromatic PhLi with aliphatic *n*-BuLi); and (ii) the co-solvent in which these commercially available solutions of RLi reagents are accessible [that is an ethereal donor solvent for PhLi (*n*-Bu₂O) and an aliphatic and non-coordinating solvent for *n*-BuLi (hexanes)]. Thus, a comparison between entries 2–4 (for PhLi, synthesis of alcohol **3a**) and 5–7 (for *n*-BuLi, synthesis of alcohol **3b**) in Table 2 clearly indicates that higher yields are always observed when an ethereal-based solution of RLi is employed. These experimental observations could be related to the capability of the ethereal solvent (*n*-Bu₂O) present in the commercial solution of PhLi to break down less reactive aggregates (oligomers) usually present in RLi solutions.²⁵



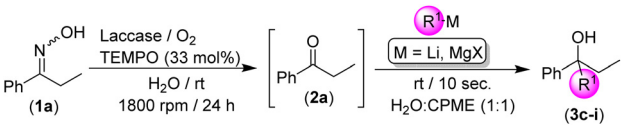
Given the best conditions for the formation of tertiary alcohols **3a** and **3b** upon addition of the polar organolithium reagent at room temperature, under air, in the biphasic H₂O/CPME mixture and under stirring of the reaction media for 10 s, we extended our studies to other highly polar organometallic reagents (RLi/RMgX, see Table 3). First, we observed almost quantitative conversion into tertiary alcohol **3c** (91%, entry 1, Table 3) when using MeLi (commercial solution in Et₂O) as the alkylating reagent. As expected, both the gradual increase of steric hindrance (thus decreasing their nucleophile character) from EtLi to *s*-BuLi and *t*-BuLi and the use of all these commercially available solutions of RLi reagents in hydrocarbon solvents produced a concomitant reduction of the yield (from 73 to 53%) in the alcohols **3d–f** (entries 2–4, Table 3). However, it is worth highlighting the total chemoselectivity of our hybrid protocol, as no side products (aside from the unreacted ketone **2a** and the desired alcohols **3d–f**) were observed. These results are especially remarkable when considering highly reactive RLi compounds (*i.e.*, *s*-BuLi and *t*-BuLi, which are usually stored and employed at low temperatures), as these reagents are known to be prone to undergo a fast β -hydride elimination.⁶ Moreover, we should mention that not only aliphatic and primary RLi reagents but also heteroaromatic [such as 2-thienyl lithium (thienylLi); **3g**; entries 5, Table 3] organolithium reagents can be employed in our hybrid one-pot tandem protocol, working at room temperature and under air. Finally, we also studied the usefulness of Grignard reagents, such as allylMgBr (entry 6, Table 3) and benzylMgCl (entry 7, Table 3), under the previously optimized reaction conditions (room temperature, under air) and in the

presence of the enzyme (laccase) and the co-factor (TEMPO). Satisfactorily, we found that magnesium-based polar organometallic reagents can promote the Grignard reaction even under biocatalytic conditions, giving rise to the desired tertiary alcohols **3h** and **3i** in moderate to good conversions (46–62%; entries 6 and 7, Table 3). Again, both reactions proved to be totally chemoselective giving rise to the expected alcohols after only 10 seconds of reaction as the sole products of the reaction. These results are particularly remarkable taking into account other previous studies which reported complete protonation of the Grignard reagents in competition with carbonyl addition.²⁶

Highlighting the exciting potential of using highly polar *s*-block organometallic reagents under biocatalytic conditions (air, aqueous media, room temperature) and in the presence of enzymes/co-factors, we decided to run control experiments aimed at corroborating the observed ability of RLi/RMgX reagents to survive under the aforementioned biocatalytic conditions. When the addition order of the reagents was reversed and PhLi or allylMgBr was first introduced into the mixture containing only water/CPME, TEMPO and laccase, followed by the addition of **2a**, after 3 s stirring under air and at room temperature, the products **3a** and **3h** were still isolated in remarkable yields of 66% and 59%, respectively (Scheme 2). Conversely, by prolonging the stirring time to 6 s before adding **2a**, the formation of **3a** and **3h** was totally suppressed. These results are in agreement with our previous studies on the addition of RLi reagents to imines^{10b,g} and nitriles^{10c,g} in protic solvents (*e.g.*, deep eutectic solvents, glycerol, water), thereby reinforcing the concept of kinetic stability of *s*-block organometallic reagents towards an expected fast hydrolysis when coming into contact with aqueous solutions.

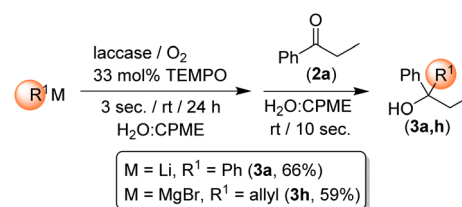
To explore the limitations of our methodology, we decided to test a series of ketoximes (**1a–j**, Table 4) by employing either MeLi or allylmagnesium bromide as the alkylation/allylation reagent (best conversions were observed when using these polar organometallic reagents; see entries 1 and 6, Table 3) working at room temperature, in an aqueous medium and under air. In all cases studied, the biooxidative system formed by laccase/TEMPO/O₂ was able to convert quantitatively all the starting ketoximes **1a–j** into the corresponding ketones **2a–j** (99% conversions, GC analysis) after 24 h reaction time, independently from: (i) the nature [electron-withdrawing (such as Cl in **1b** and **1f–h**) or electron-donating (MeO or Me in **1c–d**,

Table 3 Hybrid one-pot tandem transformation of ketoxime **1a** into tertiary alcohols **3c–i** promoted by the combination of the laccase/TEMPO/O₂ system with the chemoselective addition of RLi/RMgX in an aqueous medium, at room temperature and in the presence of air^a



Entry	R-M (eq.)	Product	Conv. ^b (%)	Yield ^c (%)
1	MeLi (3)	3c	91	82
2	EtLi (3)	3d	73	66
3	<i>s</i> -BuLi (3)	3e	69	64
4	<i>t</i> -BuLi (3)	3f	53	40
5	ThienylLi (3)	3g	55	46
6	AllylMgBr	3h	62	50
7	BenzylMgCl	3i	46	33

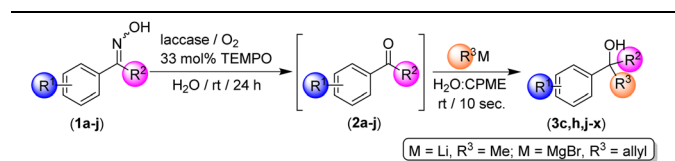
^a General conditions: 24 h of reaction at room temperature and at 1800 rpm; laccase from *T. versicolor* (0.5 U mg⁻¹, 280 mg) per 0.73 mmol of **1a** and 0.33 eq. of TEMPO in 1 mL of water were used. Then 1 mL of the co-solvent and the RLi [R = Me (1.6 M in Et₂O); Et (0.5 M in benzene/cyclohexane); *s*-Bu (1.4 M in cyclohexane); *t*-Bu (1.7 M in pentane); 2-thienyl (1.0 M in THF/hexanes)] or RMgX [R = allyl (1.0 M in Et₂O); benzyl (2.0 M in THF)] reagents were added without any isolation/purification. ^b Determined by GC; no significant amount of by-products was detected. ^c Isolated yield.



Scheme 2 Control experiments for assessing the capability of RLi/RMgX reagents to work under biocatalytic conditions and in the presence of enzymes/co-factors.



Table 4 Hybrid one-pot tandem transformation of ketoximes **1a–j** into tertiary alcohols **3c, h**, and **3j–x** promoted by the combination of the laccase/TEMPO/O₂ system with chemoselective addition of MeLi/AllylMgBr in an aqueous medium, at room temperature and in the presence of air^a



Entry	R ¹	R ²	R ³ M	Product	Yield ^b (%)
1	H (1a)	Et	MeLi	3c	82
2	H (1a)	Et	AllylMgBr	3h	50
3	<i>p</i> -Cl (1b)	Et	MeLi	3j	83
4	<i>p</i> -Cl (1b)	Et	AllylMgBr	3k	58
5	<i>p</i> -OMe (1c)	Et	MeLi	3l	72
6	<i>p</i> -OMe (1c)	Et	AllylMgBr	3m	52
7	<i>p</i> -Me (1d)	Et	MeLi	3n	54
8	<i>p</i> -Me (1d)	Et	AllylMgBr	3o	36
9	H (1e)	Me	MeLi	3p	74
10	H (1e)	Me	AllylMgBr	3q	43
11	<i>p</i> -Cl (1f)	Me	MeLi	3r	78
12	<i>m</i> -Cl (1g)	Me	MeLi	3s	29
13	<i>o</i> -Cl (1h)	Me	MeLi	3t	11
14	<i>p</i> -Cl (1f)	Me	AllylMgBr	3u	16
13	<i>m</i> -OMe (1i)	Me	MeLi	3v	40
14	<i>m</i> -OMe (1i)	Me	AllylMgBr	3w	28
15	<i>p</i> -OMe (1j)	Me	MeLi	3x	88

^a General conditions: 24 h of reaction at room temperature and at 1800 rpm; laccase from *T. versicolor* (0.5 U mg⁻¹, 280 mg) per 0.73 mmol of **1a–i** and 0.33 eq. of TEMPO in 1 mL of water were used. Then 1 mL of the co-solvent and 3 eq. of MeLi (1.6 M in Et₂O) or allylMgBr (1.0 M in Et₂O) reagents were added without any isolation/purification.
^b Isolated yield.

i–j) or (ii) the position of the substituent in the aromatic ring (*o*-, *m*- and *p*-positions are tolerated). In addition, it was possible to add directly the desired polar organometallic reagent (MeLi or allylMgBr) to the biocatalytic reaction medium (in the presence of the enzyme and TEMPO), working under bench-type conditions and in aqueous media, thus yielding the desired tertiary alcohols **3c**, **3h**, and **3j–x** in only 10 s reaction time (see Table 4). The conclusion is that our hybrid one-pot tandem protocol tolerates a variety of functional groups in the aromatic ring, being compatible with either electron-withdrawing (Cl, entries 3 and 4, Table 4) or electron-donating groups (Me or OMe, entries 5–8) at the *para*-position. Higher yields were always observed when MeLi was used as the organometallic reagent in place of allylMgBr. At this point, it is also worth mentioning the high chemoselectivity of our hybrid protocol, as the following side reactions were not observed: (i) Li- or Mg-chloride exchange reaction in the ketoxime **1b**; (ii) *ortho*-metalation in ketoxime **1c**; or (iii) metalation of benzylic positions in substrate **1d**. Moreover, we have proved that not only propiophenone-type ketoximes (**1a–d**) but also acetophenone-based ketoximes **1e–j** can be used in our hybrid one-pot tandem protocol. In this case, we explored the effect (steric hindrance) of the position of the same substituent (Cl) in the three different positions of the aromatic ring, finding a higher

yield for the *para*-derivative **3r** (78%, entry 11, Table 4) and a lower yield in the case of the hindered *ortho*-derivative **3t** (11%, entry 13, Table 4). As expected, the *meta*-derivative **3s** was formed in an intermediate yield of 29% (entry 12, Table 4). These experimental observations support a strong influence of the steric effects in the addition reaction of RLi/RMgX reagents in our hybrid one-pot tandem protocol. Finally, it is also noteworthy that our new hybrid one-pot tandem system is compatible with acetophenone-type ketones **2e–j** (Table 4), whereas previously reported addition reactions of RLi/RMgX towards such water-soluble substrates were totally ineffective in aqueous media.^{13a,27} We correlate this experimental observation with the presence of an immiscible ethereal solvent (CPME) in the aqueous mixture which could decrease the solubility of the acetophenone-type substrates in water.

Conclusions

In this work, we have extended the possibility of combining enzyme-promoted organic transformation with the chemistry of highly polar organometallic compounds (RLi/RMgX), working in aqueous media and under bench-type reaction conditions (room temperature and the absence of any protecting atmosphere), which are the conditions typically employed in biocatalytic chemistry but non-ideal for polar organometallic reagents (RLi/RMgX). Thus, we have presented the chemoselective and efficient synthesis of highly substituted tertiary alcohols by an efficient one-pot tandem protocol which combines a biocatalytic deoxygenation step (mediated by the laccase/TEMPO/O₂ system) and the chemoselective and fast addition of RLi/RMgX reagents on transiently formed ketones. This two-step protocol led to a variety of functionalized tertiary alcohols in up to 82% yield with a good substrate scope in terms of both oximes and organometallics (organolithium and Grignard reagents). In addition, it is worth mentioning that all reactions were found to proceed under bench-type conditions.

The described results represent another successful example of a hybrid synthetic methodology that combines, in this case, a biocatalytic first step with a chemoselective addition of RLi/RMgX reagents. These results help to expand this emerging field of chemistry, not only by demonstrating the possibility of consecutively using two synthetic tools as distant as enzymes and organometallic reagents, but also by carrying out this hybrid combination in protic reaction media and in the absence of a protective atmosphere.

Conflicts of interest

There are no conflicts to declare.

Acknowledgements

D. A., M. R.-M., L. C., A. P. S. and J. G. A. thank MCIN/AEI/10.13039/501100011033 (project numbers CTQ2016-75986-P,



RED2018-102387-T and PID2020-113473GB-I00) for the financial support. M. R.-M. acknowledges a predoctoral award from "Programa Severo Ochoa para la formación en investigación y docencia del Principado de Asturias" (PA-21-PF-BP20-093). D. A. would also like to acknowledge the Italian Ministry of Research for funding, Prof. Cristina Prandi, Prof. Marco Blangetti and Prof. Salvatore Baldino for PhD supervision and helpful support. L. C. also thanks the Erasmus + Staff Mobility for a Training (SST). V. C. wishes to thank the MUR for supporting this research within the framework of the national PRIN project "Unlocking Sustainable Technologies Through Nature-Inspired Solvents" (NATUREChem) (grant number: 2017A5HXFC_002).

References

- (a) Y. Hayashi, *Chem. Sci.*, 2016, **7**, 866; (b) Y. Hayashi, *Acc. Chem. Res.*, 2021, **54**, 1385.
- (a) K. C. Nicolaou, D. J. Edmonds and P. G. Bulger, *Angew. Chem., Int. Ed.*, 2006, **45**, 7134; (b) W. Zhao and F.-Er Chen, *Curr. Org. Synth.*, 2012, **9**, 873.
- R. Ye, J. Zhao, B. B. Wickemeyer, F. D. Toste and G. A. Somorjai, *Nat. Catal.*, 2018, **1**, 318.
- For recent reviews in this field, see: (a) M. Hönig, P. Sondermann, N. J. Turner and E. M. Carreira, *Angew. Chem., Int. Ed.*, 2017, **56**, 8942; (b) F. Rudroff, M. D. Mihovilovich, H. Gröger, R. Snajdrova, H. Iding and U. T. Bornscheuer, *Nat. Catal.*, 2018, **1**, 12; (c) N. Ríos-Lombardía, J. García-Álvarez and J. González-Sabín, *Catalysts*, 2018, **8**, 75; (d) J. Lia, A. Amatunía and H. Renata, *Curr. Opin. Chem. Biol.*, 2020, **55**, 111; (e) C. Ascaso-Alegre and J. Mangas, *Eur. J. Org. Chem.*, 2022, e202200093; (f) H. Groger, F. Gallou and B. H. Lipshutz, *Chem. Rev.*, 2023, **123**, DOI: [10.1021/acs.chemrev.2c00416](https://doi.org/10.1021/acs.chemrev.2c00416); (g) S. González-Granda, J. Albarrán-Velo, I. Lavandera and V. Gotor-Fernández, *Chem. Rev.*, 2023, **123**, DOI: [10.1021/acs.chemrev.2c00454](https://doi.org/10.1021/acs.chemrev.2c00454); (h) S. González-Granda, L. Escot, I. Lavandera and V. Gotor-Fernández, *Angew. Chem., Int. Ed.*, 2023, **62**, e202217713; (i) L. Cicco, G. Dilauro, M. Pulpito and V. Capriati, *Curr. Opin. Green Sustainable Chem*, 2023, **41**, 100799.
- (a) E. L. Bell, W. Finnigan, S. P. France, A. P. Green, M. A. Hayes, L. J. Hepworth, S. L. Lovelock, H. Niikura, S. Osuna, E. Romero, K. S. Ryan, N. J. Turner and S. L. Flitsch, *Nat. Rev. Methods Primers*, 2021, **1**, 46; (b) J. Whittall and P. W. Sutton, *Applied Biocatalysis: The Chemist's Enzyme Toolbox*, John Wiley & Sons Ltd., Hoboken, 2021.
- (a) J. Clayden, *Organolithiums: Selectivity for Synthesis*, Pergamon, Elsevier, Science Ltd., Oxford, 2002; (b) H. J. Reich, *Chem. Rev.*, 2013, **113**, 7130; (c) V. Capriati, F. M. Perna and A. Salomone, *Dalton Trans.*, 2014, **43**, 14204; (d) E. Carl and D. Stalke, *Lithium Compounds in Organic Synthesis-From Fundamentals to Applications*, ed. R. Luisi and V. Capriati, Wiley-VCH, Weinheim, 2014; (e) U. Wietelmann and J. Klett, *Z. Anorg. Allg. Chem.*, 2018, **644**, 194.
- (a) J. F. Garst and M. P. Soriaga, *Chem. Soc. Rev.*, 2004, **248**, 623; (b) *The Chemistry of Organomagnesium Compounds*, ed. Z. Rappoport and I. Marek, Patai Series, Wiley, Chichester, 2008; (c) D. Seyferth, *Organometallics*, 2009, **28**, 1598.
- (a) L. Castoldi, L. Ielo, P. Hoyos, M. J. Hernaiz, L. De Luca, A. R. Alcántara, W. Holzer and V. Pace, *Tetrahedron*, 2018, **74**, 2211; (b) M. Ramos-Martín, R. Lecuna, L. Cicco, P. Vitale, V. Capriati, N. Ríos-Lombardía, J. González-Sabín, A. Presa-Soto and J. García-Álvarez, *Chem. Commun.*, 2021, **57**, 13534.
- For pioneering studies in this field, see: (a) F. Zhou and C.-J. Li, *Nat. Commun.*, 2014, **5**, 4254; (b) A. Bhattacharjya, P. Klumphu and B. H. Lipshutz, *Nat. Commun.*, 2015, **6**, 7401.
- For previous studies in this field, see: (a) C. Vidal, J. García-Álvarez, A. Hernán-Gómez, A. R. Kennedy and E. Hevia, *Angew. Chem., Int. Ed.*, 2014, **53**, 5969; (b) C. Vidal, J. García-Álvarez, A. Hernán-Gómez, A. R. Kennedy and E. Hevia, *Angew. Chem., Int. Ed.*, 2016, **55**, 16145; (c) M. J. Rodríguez-Álvarez, J. García-Álvarez, M. Uzelac, M. Fairley, C. T. O'Hara and E. Hevia, *Chem. - Eur. J.*, 2018, **24**, 1720; (d) A. Sánchez-Condado, G. A. Carriedo, A. Presa Soto, M. J. Rodríguez-Álvarez, J. García-Álvarez and E. Hevia, *ChemSusChem*, 2019, **12**, 3134; (e) L. Cicco, A. Fombona-Pascual, A. Sánchez-Condado, G. A. Carriedo, F. M. Perna, V. Capriati, A. Presa Soto and J. García-Álvarez, *ChemSusChem*, 2020, **13**, 4967; (f) L. Cicco, A. Salomone, P. Vitale, N. Ríos-Lombardía, J. González-Sabín, J. García-Álvarez, F. M. Perna and V. Capriati, *ChemSusChem*, 2020, **13**, 3583; (g) F. F. Mulks, L. J. Bole, L. Davin, A. Hernán-Gómez, A. Kennedy, J. García-Álvarez and E. Hevia, *Angew. Chem., Int. Ed.*, 2020, **59**, 19021; (h) M. Fairley, L. J. Bole, F. F. Mulks, L. Main, A. R. Kennedy, C. T. O'Hara, J. García-Álvarez and E. Hevia, *Chem. Sci.*, 2020, **11**, 6500; (i) D. Arnodo, S. Ghinato, S. Nejrotti, M. Blangetti and C. Prandi, *Chem. Commun.*, 2020, **56**, 2391; (j) A. F. Quivelli, G. D'Addato, P. Vitale, J. García-Álvarez, F. M. Perna and V. Capriati, *Tetrahedron*, 2021, **81**, 131898; (k) S. Ghinato, D. Territo, A. Maranzana, V. Capriati, M. Blangetti and C. Prandi, *Chem. - Eur. J.*, 2021, **27**, 2868; (l) D. Elorriaga, B. Parra-Cadenas, A. Antiñolo, F. Carrillo-Hermosilla and J. García-Álvarez, *Green Chem.*, 2022, **24**, 800; (m) D. Elorriaga, B. Parra-Cadenas, A. Antiñolo, F. Carrillo-Hermosilla and J. García-Álvarez, *ChemSusChem*, 2022, **15**, e202201348; (n) F. F. Mulks, B. Pinho, A. W. J. Plattern, M. R. Andalibi, A. J. Expósito, K. J. Edler, E. Hevia and L. Torrente-Murciano, *Chem*, 2022, **8**, 3382; (o) P. Slavík, B. R. Trowse, P. O'Brien and D. K. Smith, *Nat. Chem.*, 2023, **15**, 319.
- For other examples of the use of polar organometallic reagents in protic (bio-based) reaction media, see: (a) V. Mallardo, R. Rizzi, F. C. Sassone, R. Mansueto, F. M. Perna, A. Salomone and V. Capriati, *Chem. Commun.*, 2014, **50**, 8655; (b) F. C. Sassone, F. M. Perna, A. Salomone,



- S. Florio and V. Capriati, *Chem. Commun.*, 2015, **51**, 9459; (c) L. Cicco, S. Sblendorio, R. Mansueto, F. M. Perna, A. Salomone, S. Florio and V. Capriati, *Chem. Sci.*, 2016, **7**, 1192; (d) G. Dilauro, A. F. Quivelli, P. Vitale, V. Capriati and F. M. Perna, *Angew. Chem., Int. Ed.*, 2019, **58**, 1799; (e) G. Dilauro, C. S. Azzollini, P. Vitale, A. Salomone, F. M. Perna and V. Capriati, *Angew. Chem., Int. Ed.*, 2021, **60**, 10632; (f) S. Ghinato, F. De Nardi, P. Bolzoni, A. Antenucci, M. Blangetti and C. Prandi, *Chem. – Eur. J.*, 2022, **28**, e202201154; (g) G. Dilauro, M. Dell'Aera, P. Vitale and F. M. Perna, *Angew. Chem., Int. Ed.*, 2017, **56**, 10200.
- 12 For recent reviews of this topic, see: (a) J. García-Álvarez, *Eur. J. Inorg. Chem.*, 2015, 5147; (b) J. García-Álvarez, E. Hevia and V. Capriati, *Eur. J. Org. Chem.*, 2015, 6779; (c) J. García-Álvarez, E. Hevia and V. Capriati, *Chem. – Eur. J.*, 2018, **24**, 14854; (d) E. Hevia, *Chimia*, 2020, **74**, 681; (e) T. X. Gentner and R. E. Mulvey, *Angew. Chem., Int. Ed.*, 2021, **60**, 9247; (f) F. M. Perna, P. Vitale and V. Capriati, *Curr. Opin. Green Sustainable Chem.*, 2021, **30**, 100487; (g) S. E. García-Garrido, A. Presa Soto, E. Hevia and J. García-Álvarez, *Eur. J. Inorg. Chem.*, 2021, 3116.
- 13 For recent examples of hybrid tandem protocols which merge transition-metal-catalysis or organocatalysis with highly-polar main-group reagents (RLi/RMgX) working at room temperature and in the absence of a protecting atmosphere, see: (a) L. Cicco, M. J. Rodríguez-Álvarez, F. M. Perna, J. García-Álvarez and V. Capriati, *Green Chem.*, 2017, **19**, 3069; (b) S. Ghinato, G. Dilauro, F. M. Perna, V. Capriati, M. Blangetti and C. Prandi, *Chem. Commun.*, 2019, **55**, 7741; (c) D. Elorriaga, M. J. Rodríguez-Álvarez, N. Ríos-Lombardía, F. Morís, A. Presa Soto, J. González-Sabín, E. Hevia and J. García-Álvarez, *Chem. Commun.*, 2020, **56**, 8932; (d) D. Elorriaga, F. de la Cruz-Martínez, M. J. Rodríguez-Álvarez, A. Lara-Sánchez, J. A. Castro-Osma and J. García-Álvarez, *ChemSusChem*, 2021, **14**, 2084.
- 14 For examples related to the use of RMgX reagents in non-protic ionic liquids, see: (a) T. Ramnial, D. D. Ino and J. A. C. Clyburne, *Chem. Commun.*, 2005, 325; (b) V. Jurcik and R. Wilhem, *Green Chem.*, 2005, **7**, 844; (c) S. T. Handy, *J. Org. Chem.*, 2006, **71**, 4659; (d) M. C. Law, K.-Y. Wong and T. H. Chan, *Chem. Commun.*, 2006, 2457; (e) T. Itoh, K. Kude, S. Hayase and M. Kawatsura, *Tetrahedron Lett.*, 2007, **48**, 7774; (f) T. Ramnial, S. A. Taylor, J. A. C. Clyburne and C. J. Walsby, *Chem. Commun.*, 2007, 2066.
- 15 Laccases are copper-containing enzymes belonging to the group of oxidoreductases. In nature, laccases are involved in biological processes such as lignification in plants or lignin degradation in fungi, and catalyse the oxidation of substrates such as phenols, polyphenols and anilines by means of four-electron transfer processes while reducing O₂ to water: (a) P. Giardina, V. Faraco, C. Pezzella, A. Piscitelli, S. Vanhulle and G. Sannia, *Cell. Mol. Life Sci.*, 2010, **67**, 369; (b) J.-R. Jeon and Y.-S. Chang, *Trends Biotechnol.*, 2013, **31**, 335; (c) K. W. Wellington, Application of Laccases in Organic Synthesis: A Review, in *Green Chemistry*, ed. R. Luque, Nova Science Publishers Inc, New York, 2014; (d) A. C. Sousa, L. O. Martins and M. P. Robalo, *Molecules*, 2021, **26**, 3719; (e) I. Bassanini, E. E. Ferrandi, S. Riva and D. Monti, *Catalysts*, 2021, **11**, 26; (f) N. Cardullo, V. Muccilli and C. Tringali, *RSC Chem. Biol.*, 2022, **3**, 614.
- 16 For examples of catalytic networks in which laccases have been combined with other enzymes such as lipases, oxidoreductases, ω-transaminases or enoate reductases, see: (a) P. Gavezzotti, C. Navarra, S. Caufin, B. Danieli, P. Magrone, D. Monti and S. Riva, *Adv. Synth. Catal.*, 2011, **353**, 2421; (b) A. Díaz-Rodríguez, N. Ríos-Lombardía, J. H. Sattler, I. Lavandera, V. Gotor-Fernández, W. Kroutil and V. Gotor, *Catal. Sci. Technol.*, 2015, **5**, 1443; (c) L. Montero, V. Gotor, V. Gotor-Fernández and I. Lavandera, *Green Chem.*, 2017, **19**, 474; (d) M. J. Rodríguez-Álvarez, N. Ríos-Lombardía, S. Schumacher, D. Pérez-Iglesias, F. Morís, V. Cadierno, J. García-Álvarez and J. González-Sabín, *ACS Catal.*, 2017, **7**, 7753; (e) E. Brenna, M. Crotti, M. De Pieri, F. G. Gatti, G. Manenti and D. Monti, *Adv. Synth. Catal.*, 2018, **360**, 3677; (f) J. Albarrán-Velo, V. Gotor-Fernández and I. Lavandera, *ChemBioChem*, 2020, **21**, 200; (g) J. Albarrán-Velo, V. Gotor-Fernández and I. Lavandera, *Mol. Catal.*, 2020, **493**, 111087; (h) S. González-Granda, D. Méndez-Sánchez, I. Lavandera and V. Gotor-Fernández, *ChemCatChem*, 2020, **12**, 520.
- 17 (a) J. González-Sabín, N. Ríos-Lombardía, I. García, N. M. Vior, A. F. Braña, C. Méndez, J. A. Salas and F. Morís, *Green Chem.*, 2016, **18**, 989; (b) R. S. Correia Cordeiro, N. Ríos-Lombardía, F. Morís, R. Kourist and J. González-Sabín, *ChemCatChem*, 2019, **11**, 1272.
- 18 For an outstanding example of enzyme-catalysed oxime dehydration, see: T. Betke, P. Rommelmann, K. Oike, Y. Asano and H. Gröger, *Angew. Chem., Int. Ed.*, 2017, **56**, 12361.
- 19 For some examples of natural products containing the oxime moiety, see: (a) H. P. Chen, Z. Z. Zhao, Z. H. Li, Z. J. Dong, K. Wei, X. Bai, L. Zhang, C. N. Wen, T. Feng and J. K. Liu, *ChemistryOpen*, 2016, **5**, 142; (b) M. Sørensen, E. H. J. Neilson and B. L. Møller, *Mol. Plant*, 2018, **11**, 95. For some examples of biologically active oximes, see: (c) K. C. Fylaktakidou, D. J. Hadjipavlou-Litina, K. E. Litinas, E. A. N. Varella and D. N. Nicolaidis, *Curr. Pharm. Des.*, 2008, **14**, 1001; (d) A. Nikitjuka and A. Jirgensons, *Heterocycl. Compd.*, 2014, **49**, 1544; (e) B. Bednarczyk-Cwynar and L. Zaprutko, *Phytochem. Rev.*, 2015, **14**, 203.
- 20 (a) J. G. de Vries, Important Pharmaceuticals and Intermediates, in *Quaternary Stereocenters: Challenges and Solutions for Organic Synthesis*, ed. J. Christoffers and A. Baro, Wiley-VCH, Weinheim, 2005; (b) K. C. Nicolaou and T. Montagnon, *Molecules that Changed the World*, Wiley-VCH, Weinheim, 2008.
- 21 Some of us have previously reported the use of the CuCl₂·2H₂O/TMEDA/TEMPO system for the selective oxi-



- dation of terminal alcohols into aldehydes: L. Cicco, M. Roggio, M. López-Aguilar, M. Ramos-Martín, F. M. Perna, J. García-Álvarez, P. Vitale and V. Capriati, *ChemistryOpen*, 2022, **11**, e202200160.
- 22 G. M. Whitesides and T. L. Newirth, *J. Org. Chem.*, 1975, **40**, 3449.
- 23 Cyclopentyl methyl ether (CPME) has been already used as a solvent in combination with RLi/RMgX reagents, working at room temperature and in the presence of air. For recent examples, see ref. 8*b*, 10*i*, *k* and 11*a*, *b*, *f*.
- 24 2-MeTHF has been employed as the solvent for s-block polar organometallic chemistry at room temperature and in the presence of air/moisture. For recent examples, see ref. 10*g*, *h* and 13*d*.
- 25 The formation of more reactive tetrameric or dimeric species in solutions of PhLi in different ethereal solvents has been previously reported. H. J. Reich, D. P. Green, M. A. Medina, W. S. Goldenberg, B. Ö. Gudmundsson, R. R. Dykstra and N. H. Phillips, *J. Am. Chem. Soc.*, 1998, **120**, 7201.
- 26 G. Osztrovszky, T. Holm and R. Madsen, *Org. Biomol. Chem.*, 2010, **8**, 3402.
- 27 D. Elorriaga, M. J. Rodríguez-Álvarez, N. Ríos-Lombardía, F. Morís, A. Presa Soto, J. González-Sabín, E. Hevia and J. García-Álvarez, *Chem. Commun.*, 2020, **56**, 8932.

