


Showcasing research from Professor Twieg's laboratory,
Department of Chemistry and Biochemistry,
Kent State University, Kent, Ohio, USA.

Vanishing tails and a resilient mesophase: columnar liquid crystals in the limit of short tails.

Discotic liquid crystals typically feature long flexible tails that provide much of their liquid-like behavior. While these tails are effective for supporting liquid crystal mesophases, they limit potential applications for these materials. In this work, we present a series of compounds with progressively shorter tails, which feature liquid crystalline behavior even as the tails become vanishingly short. These compounds may lead to insights into molecular design for future liquid crystals with enhanced properties and new potential applications.

Image credit: Mitchell Powers

As featured in:



See Parikshit Guragain *et al.*,
Mater. Adv., 2023, 4, 4129.

Cite this: *Mater. Adv.*, 2023,
4, 4129Received 6th June 2023,
Accepted 20th July 2023

DOI: 10.1039/d3ma00281k

rsc.li/materials-advances

Vanishing tails and a resilient mesophase: columnar liquid crystals in the limit of short tails†

Parikshit Guragain,^{id}*^a Mitchell Powers,^{id}^b John Portman,^{id}^b Brett Ellman^{id}^b
and Robert J. Twieg^{id}^a

Discotic liquid crystals (DLCs) are disc shaped molecules, typically with a flat rigid aromatic core functionalized with long flexible tails about the periphery. Here two series of novel triphenylene based discotic liquid crystals are synthesized using strategies including the photocyclodehydrofluorination (PCDHF) reaction, the S_NAr reaction and the Suzuki reaction. Some of these new partially fluorinated triphenylene compounds have significantly shorter tails than are usually found in DLCs. The first series comprises tetrafluorinated tetraalkoxy triphenylene compounds while the second series comprises difluorinated hexaalkoxy triphenylene compounds, with tail lengths also ranging from methoxy to hexyloxy for both series. This latter difluorinated hexaalkoxy series is directly comparable to the well-known HAT series. The tetrafluorinated compounds are of particular interest as they have retained their mesomorphic properties despite having significantly shorter tails than are typically found in DLCs, including methoxy and ethoxy tails.

Introduction

Discotic liquid crystals (DLCs) are mesogens which have a disc shaped planar, or nearly planar, rigid polyaromatic core that is almost invariably functionalized with multiple long flexible tails surrounding the molecular core. Such molecules form columns with strong cofacial alignment of the rigid cores while the flexible tails serve as a soft buffer between columns. Since their discovery in 1977 by Chandrashekar¹ DLCs have attracted significant interest, particularly as potential electronic materials. The columnar structure leads to nearly one-dimensional charge transport *via* pi orbital overlap within the column, with the tails acting as an insulating sheath around the columns. This makes them of interest as organic semiconductors,^{2,3} organic photovoltaics (OPVs)^{4–6} organic field effect transistors (OFETs)^{7,8} organic light emitting diodes (OLEDs)^{9,10} as well as other devices.

Of the various DLC cores suited for these purposes, triphenylenes are one of the most widely studied owing to their ease of synthesis and generally favourable temperature range. Hexaalkoxytriphenylenes (HAT)^{11–13} and hexaalkylthiotriphenylenes (HATT)¹⁴ are well known examples of discotic molecules which epitomize the triphenylene based DLCs. Numerous variations on these molecules have been made in order to study structure–function relationships and develop materials with more

favourable properties.^{15–19} This includes compounds made with asymmetrically distributed tails²⁰ as well as with additional substitutions either to the molecular core²¹ or to the tails themselves.²² These substitutions often include electronegative groups, including small substituents like fluorine and larger cyano or nitro groups which have been shown to dramatically affect the phase behaviour of the compounds.^{23–25} Fluorine in particular because of its small size, high polarity and high C–F bond strength ensures subtle but very significant modifications to the liquid crystal materials.²⁶

Perhaps the best known DLCs are the HAT compounds, which are liquid crystalline when there are six $-OC_5H_{11}$ tails ($n = 5$) or longer tails at sites 2, 3, 6, 7, 10, 11^{11,25,27} (with plastic crystals being reported for $n = 3$ and 4). Asymmetrically substituted triphenylenes, such as the 2,3,6,7-tetraalkoxytriphenylenes, have not been as thoroughly studied, and those that have been synthesized are often non-mesogenic.^{24,28–30} This has led to the common belief amongst researchers that multiple long tails are a necessary to form a liquid crystal mesophase instead of a three dimensionally ordered crystal.^{31,32} This belief persists despite theoretical treatments^{33–35} and the existence of genuine tail free DLCs such as the halogenated indenenes discovered by Barbera and coworkers,³⁶ various mesogens that feature short trifluoromethyl groups instead of conventional tails³⁷ and self-assembly of helical pores dendritic dipeptides by Percec.³⁸ In this contribution we report a group of fluorinated alkoxytriphenylenes with tails varying from hexaalkoxy to mere methoxy groups. These compounds defy the conventional wisdom about the nature of the DLCs by retaining their mesophase even in the short-tailed limit.

^a Department of Chemistry and Biochemistry, Kent State University, Kent, Ohio, 44242, USA. E-mail: pguragai@kent.edu

^b Department of Physics, Kent State University, Kent, Ohio, 44242, USA

† Electronic supplementary information (ESI) available. See DOI: <https://doi.org/10.1039/d3ma00281k>



These compounds were discovered in the course of development of the photocyclodehydrofluorination (PCDHF) reaction, a variant of the Mallory type photocyclization reaction³⁹ which was reported by our group a few years back.⁴⁰ This technique has proven to be especially useful for synthesizing selectively fluorinated triphenylene molecules.^{41,42} In some cases, the fluorine atoms are also latent reaction sites, as in the case of S_NAr reactions which have been exploited here to add additional tails.

Results and discussion

For this study two series of discotic compounds were synthesized, with the tail lengths varying within each series in order to study

the relationship between the tails and potential mesomorphic properties. Specifically, the compounds are 1,2,3,4-tetrafluoro-6,7,10,11-tetra(*n*-alkoxy)triphenylenes and 1,4-difluoro-2,3,6,7,10,11-hexa(*n*-alkoxy)triphenylenes (Fig. 1). We refer to these compounds as TF-TAT n and DF-HAT n respectively, where n is the number of carbon atoms in each of the alkoxy tails. We have synthesized six TF-TAT n compounds (Series I) and six DF-HAT n compounds (Series II). We have previously described compounds **1**, **5**, **6**, **11** and **12**,⁴¹ and compound **12**⁴³ has previously been prepared by an alternative route.

The PCDHF reaction was used in the synthesis of both series to obtain the targeted fluorinated triphenylenes. The overall synthetic route of the compounds found in Series I is found in Scheme 1. Starting with the simple substrate 1-bromo-2-iodo-4,5-dimethoxybenzene **13**, a copper mediated decarboxylative

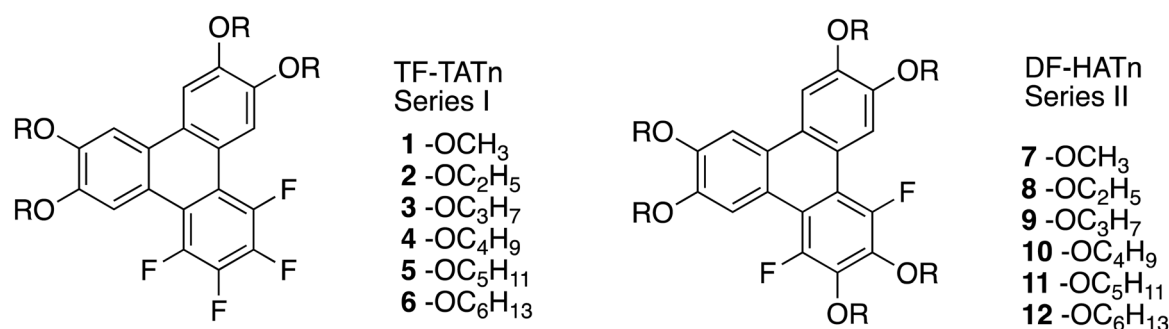
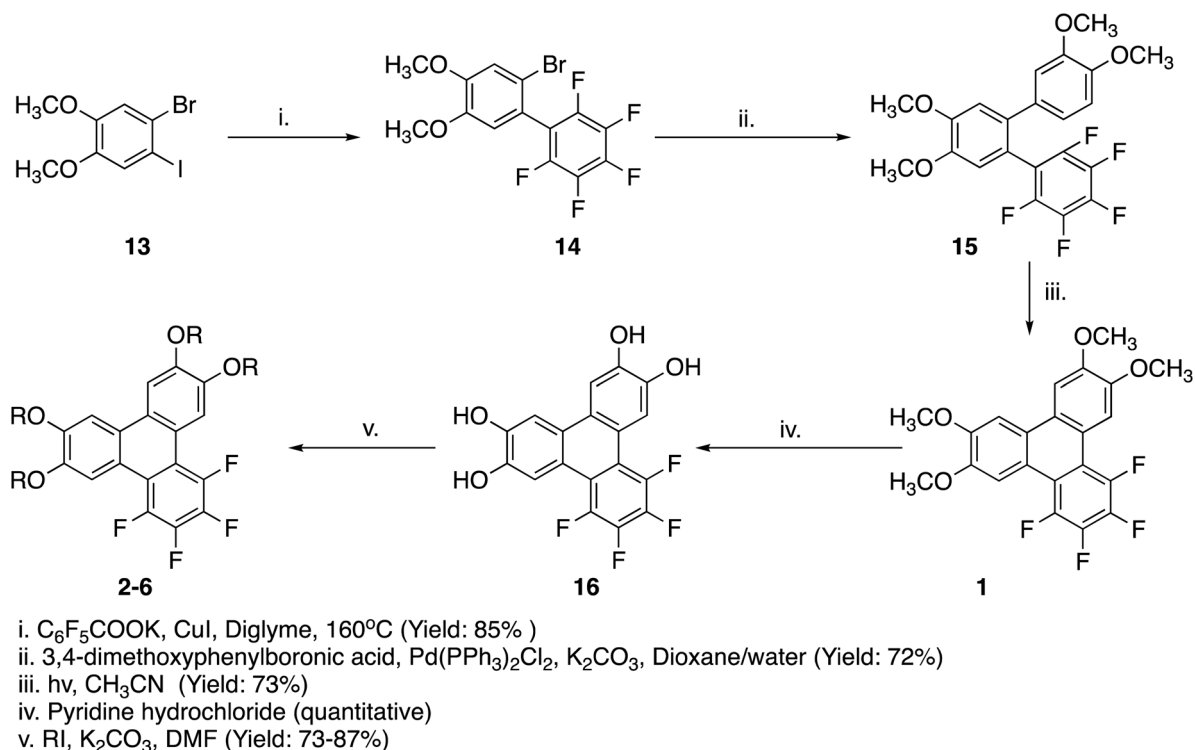


Fig. 1 List of target compounds in this study: Series I – TF-TAT n and Series II – DF-HAT n .



Scheme 1 Synthesis of Series I (TF-TAT n) 1,2,3,4-tetrafluoro-6,7,10,11-tetraalkoxytriphenylenes.



Table 1 Phase behaviour of target Series I TF-TAT n compounds **1–6**. Transition temperature and enthalpy change associated with the transition provided in the brackets. Phase codes: K, K' – crystal; Col_h – hexagonal columnar; I – isotropic

Compound	-OR	Phase behaviour (°C [kJ mol ⁻¹])
1	-OCH ₃	K 198 [19.5] Col _h 310 [18.4] I 307 [7.7] Col _h 182 [9.5] K
2	-OC ₂ H ₅	K 148 [22.4] Col _h 242 [9.0] I 239 [7.7] Col _h 128 [19.5] K
3	-OC ₃ H ₇	K 38.1 [-8.9] K' 126 [30.2] Col _h 230 [6.8] I 227 [6.6] Col _h 46 K' 38 [24.0] ^a K
4	-OC ₄ H ₉	K 109 [41.6] Col _h 212 [5.4] I 209 [6.0] Col _h 51 [21.0] K
5	-OC ₅ H ₁₁	K 110 [48.4] Col _h 201 [4.7] I 198 [4.3] Col _h 74 [45.8] K
6	-OC ₆ H ₁₃	K 98 [51.1] Col _h 183 [4.9] I 180 [4.9] Col _h 58 [48.7] K

^a Enthalpies reported together.

coupling reaction⁴⁴ was performed with the potassium salt of pentafluorobenzoic acid. This coupling reaction occurs with high specificity at the iodine atom. The resultant biphenyl **14** was subjected to a Suzuki coupling reaction with 3,4-dimethoxyphenylboronic acid to give the *o*-terphenyl **15** which on photoirradiation affords the 1,2,3,4-tetrafluoro-6,7,10,11-tetramethoxytriphenylene **1** which is the shortest tail entry amongst the target materials examined here.

In order to obtain the entries with longer tail lengths, all the methoxy groups of TF-TAT1 (**1**) were deprotected by heating in molten pyridine hydrochloride to obtain 1,2,3,4-tetrafluoro-6,7,10,11-tetrahydroxytriphenylene⁴⁵ which was then subjected to realkylation reactions with different tail length alkyl iodides to produce the remaining entries in the set of target TF-TAT n molecules. After full chemical characterization, phase studies were carried out with DSC and POM and, remarkably, all the compounds **1–6** were found to be mesogenic. This phase behaviour was subsequently confirmed using small angle X-ray scattering (SAXS). There is some reporting of 6,7,10,11-tetraalkoxytriphenylenes and variants with additional substituents and interestingly none of the reports shows those alkoxy triphenylenes in the shorter tail limits (even if there are a few they are non-mesogenic) however there are materials with five carbon tailed and higher which are mesogenic.^{24,28,30} The phase behaviour of this series of compounds is collected in Table 1 and representative phase textures and DSC scans of the Series I compounds are shown in Fig. 2.

Motivated by these results, we undertook further modifications of Series I compounds **1–6**. Each of these materials was subjected to S_NAr reactions with the appropriate aliphatic alcohol to provide the Series II 1,4-difluoro hexa(*n*-alkoxy) compounds (Scheme 2). The S_NAr reactions are highly selective for the replacement of only the fluorine atoms at positions 2 and 3, with the initial substitution taking place faster than the second substitution.⁴¹ This process produced the target Series II materials in both useful yield and purity.

An examination of the phase transitions of the Series II compounds revealed mesomorphic behaviour for only compounds with propyloxy or longer tails (Table 2). This is similar to the well-known HAT compounds and is in contrast to the tetrafluoro Series I compounds (Table 1).

Interestingly, polarized microscopy on cooling shows compound **7** has a structure that is qualitatively similar to the other columnar mesogens. However, the material does not shear when subjected to mechanical perturbation. Its structure was examined using SAXS, which revealed a hexagonal structure with high order reflections including (*hkl*) 300 and 210, as well as 101 reflections. The 101 reflections indicate three-dimensional order stemming from correlations between molecules from adjacent columns. Together, these features indicate the presence of long-range three-dimensional order (Fig. 3), confirming that it is non-liquid crystalline.

The TF-TAT n compounds provide an interesting opportunity to analyze the role played by the tails in the mesophase as, to


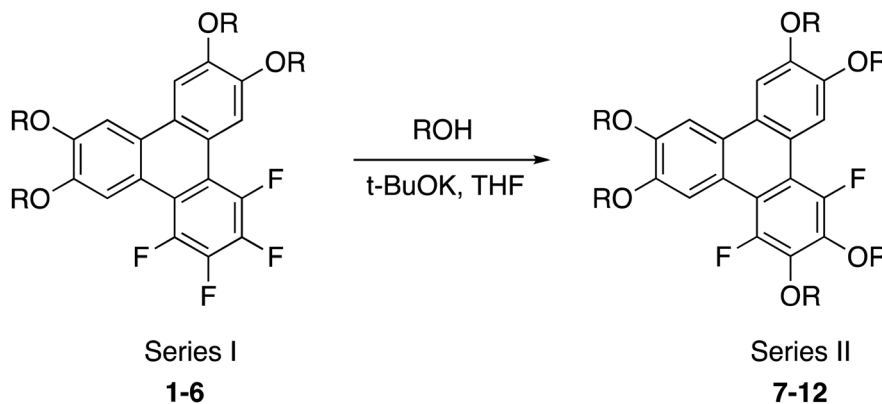


Fig. 2 (Left) DSC curves for Series I compounds. (Right) Compound **2** at 229 °C while cooling from isotropic liquid viewed through crossed polarizers.





Scheme 2 Synthesis of Series II (DF-HAT n) 1,4-difluoro-2,3,6,7,10,11-hexaalkoxytriphenylenes by SNAr reaction.

Table 2 Phase behaviour of target Series II DF-HAT n compounds **7–12**. Transition temperature and enthalpy change associated with the transition provided in the brackets. Phase codes: K, K' – crystal; Col_h – hexagonal columnar; I – isotropic

Compound	–OR	Phase behaviour (°C [kJ mol ⁻¹])
7	–OCH ₃	K 210 [21.9] I 207 [24.6] K
8	–OC ₂ H ₅	K 150 [31.4] I 131 [30.7] K
9	–OC ₃ H ₇	K 41 [2.6] K' 141 [3.0] Col _h 173 [11.7] I 170 [12.6] Col _h 139 [3.1] K' 37 [3.0] K
10	–OC ₄ H ₉	K 108 [2.3] Col _h 165 [15.2] I 163 [17.4] Col _h 105 [2.3] K
11	–OC ₅ H ₁₁	K –12.5 [6.2] Col _h 142 [10.1] I 139 [12.8] Col _h –40 [4.3] K
12	–OC ₆ H ₁₃	Col _h 116 [8.4] I 113 [10.2] Col _h

our knowledge, they are the only DLCs with alkoxy tails (or similar) that are mesogenic over a wide range of n starting with $n = 1$. We carried out SAXS studies of each of these compounds in order to see the evolution of the mesophase structure as the tails are shortened. Diffraction patterns for compounds **1–6** are collected in Fig. 4 (the structures of **5** and **6** have been reported elsewhere).⁴¹ As the tails shorten the intercolumn spacing (100 peak) decreases, as does the peak width (*i.e.*, the correlation length increases), while the intracolumn spacing (001) is practically unchanged. Instead, the higher order reflections (110 and 200) become sharper as the hexagonal lattice becomes more ordered as tail length decreases. Unlike DF-HAT1, there is no 101 peak present in any of these compounds, so even as the two-dimensional order increases the columns retain the disorder characteristic of a discotic liquid crystal.

We can see further evidence of the increased two-dimensional ordering by examining the transition enthalpy of the TF-TAT n compounds (Fig. 5). For all tail lengths, the enthalpy change at the isotropic transition is strictly smaller than at the crystal to liquid crystal transition. The liquid crystal transition is marked by the melting of the tails,⁴⁶ and the conformational entropy of the tails can be substantial, resulting in a large enthalpy change. At the isotropic transition, the columns themselves melt, so the enthalpy change will be based on the cohesive interactions within and between columns being overcome and the columnar order being destroyed. The enthalpy of the isotropic transition is seen to be larger for short tails than for longer ones. This is another sign of the increased order that was apparent in the SAXS patterns. It is instructive to compare the Series I & II compounds against their nonfluorinated HAT counterparts (Fig. 6). In comparing these compounds, we can

see consistent influence of increased tail lengths as well as trends that result from increased fluorination. With few exceptions (*i.e.*, DF-HAT2), increasing the tail length reduces both the isotropic and crystalline transition temperatures. It is likely that the tails influence the transition temperatures through the combination of increased intercolumn distance and increased conformational entropy.

The effect of fluorination appears to be more complicated. In discussing this effect, it is useful to differentiate between two types of intermolecular interactions that are ubiquitous in the columnar mesophase: cofacial interactions between neighbouring molecules within a column, and edge-on interactions between molecules from neighbouring columns. The inter-columnar interactions are greatly influenced by the tail lengths. Columnar systems typically feature nanosegregation of the tails, and while this continues in the short-tailed limit,³⁸ as the separation between molecules decreases the edge-edge interactions become increasingly sensitive to the specific electrostatic potential at the periphery of the molecular cores. Selective fluorination can significantly affect the character of these interactions, especially for short-tailed compounds. Conversely, the intra-columnar interactions are typically limited to the co-facial interactions between molecular cores and are unaffected by changing tail lengths.

It is perhaps not surprising, therefore, that the short-tailed (methoxy and ethoxy) compounds appear to behave differently than those compounds with longer alkoxy substituents. This is presumably due to the edge-on interactions between molecular cores, which is of increased significance for the short-tailed compounds. These materials feature high isotropic transition temperatures which is suppressed in the difluoro compounds,



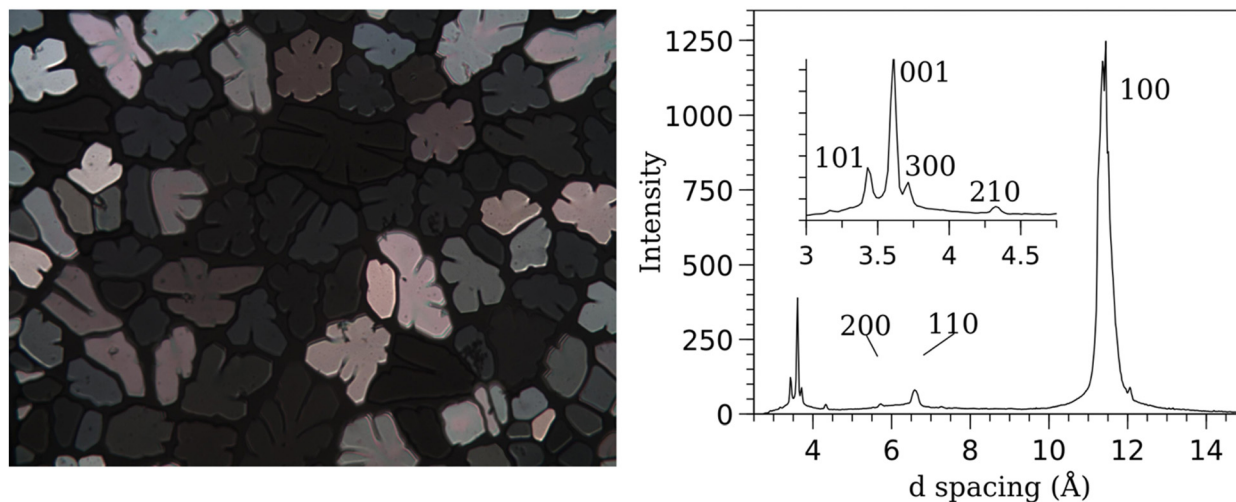


Fig. 3 (Left) POM image of DF-HAT1 at 160 °C after an attempt to shear it. While the image is similar to a columnar mesophase it is solid, and it resists shearing. (Right) Diffraction pattern at 150 °C with the peaks labelled with their respective Miller indices. The structure is similar to a hexagonal columnar mesophase, except instead of a single broad reflection corresponding to intracolumnar stacking, there are sharp peaks (001 and 101, inset) that indicate three-dimensional crystalline order.

7 and 8, relative to the analogous hydrocarbon and the tetrafluoro systems. The partial fluorination of the difluoro compounds reduces the isotropic transition temperature near to the mesophase transition temperature of the tetrafluoro compounds, so while the difluoro compounds melt, the tetrafluoro compounds develop a mesophase that persists to high temperatures. This stabilization of the mesophase following increased fluorination is reminiscent of the effect of other electronegative groups attached to triphenylene cores (*e.g.*, HAT n compounds with NO₂ or another electronegative substitution at the 1-position) which have shown a similar tendency to extend the lower limit of the columnar

mesophase.²³ This suggests a mesophase which only becomes stable (and energetically favourable) relative to the isotropic phase after substantial electronegative substituents are added.

The compounds with longer tails, C₃H₇ and longer, behave more consistently, with a greater degree of fluorination increasing both isotropic and columnar transition temperatures for both the DF-HAT n and TF-TAT n compounds. Here, the cofacial core–core interactions, and the entropic contributions of the long, flexible tails, are presumed to dominate, with the edge-on interactions between molecules across columns playing a much more reduced role. The cofacial interactions are influenced by fluorination,

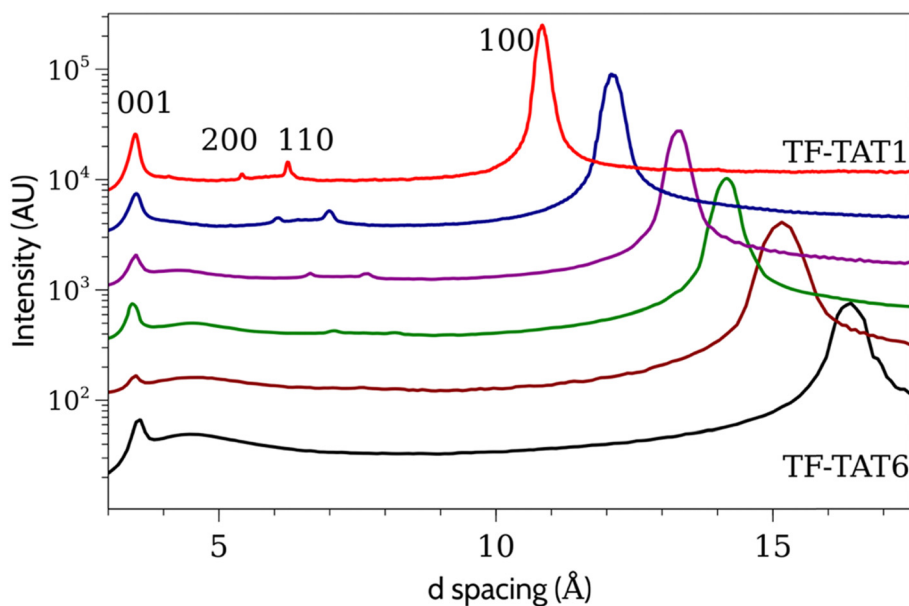


Fig. 4 SAXS patterns for compounds 1–6 showing the evolution of the mesophase structure as the tail lengths are changed. The intercolumn distance ranges from approximately 17 Å down to 11 Å, which is approximately the diameter of the molecules. The broad diffuse scattering near 4 Å comes from the tails and can be seen to diminish until it is almost completely absent for TF-TAT1.



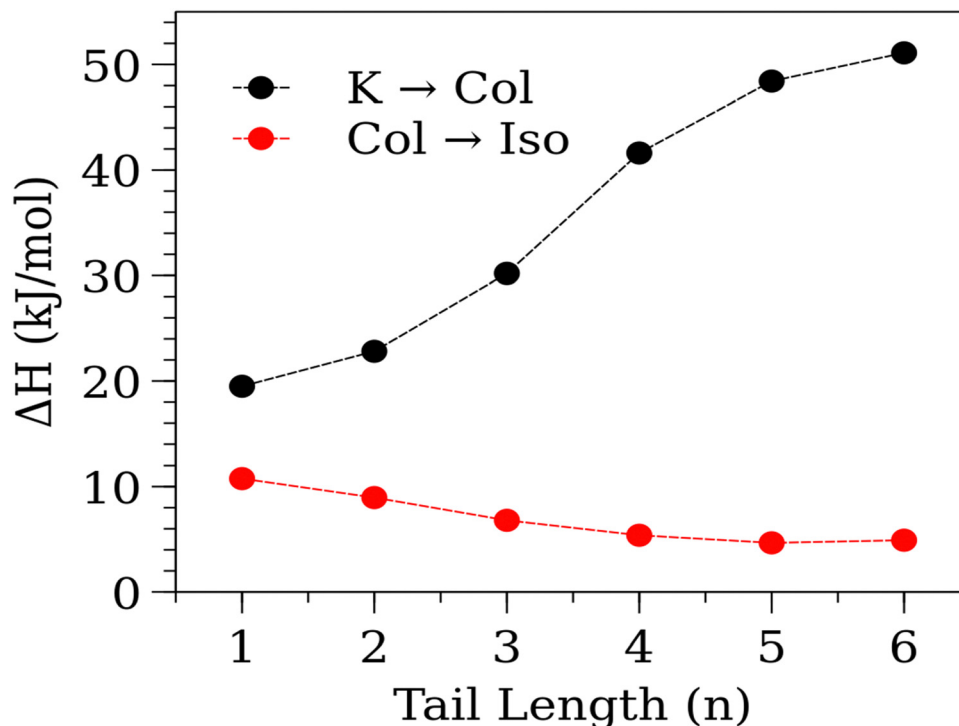


Fig. 5 Enthalpy change of TF-TAT n across its phase transitions. The enthalpy change at the isotropic transition increases for short tails as the two-dimensional order of the columns grows. Conversely, the enthalpy change at the crystal transition decreases as the conformational entropy of the tails in the liquid crystalline mesophase diminishes.

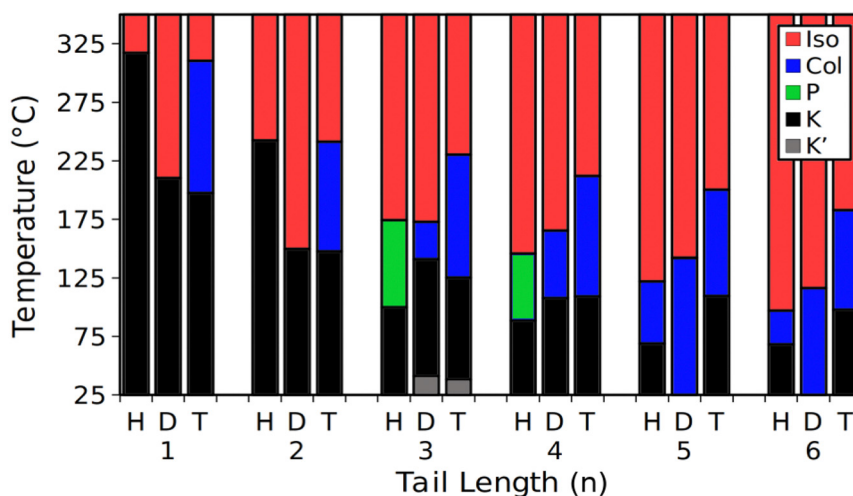


Fig. 6 Phase transition temperatures for the HAT n , DF-HAT n and TF-TAT n compounds (H, D and T respectively). HAT n values shown here are from the literature^{11,25} and include a plastic crystal phase for HAT3 and HAT4.

while the entropic contributions from the tails greater for the DF-HAT n compounds than for the TF-TAT n compounds. The difluorinated DLC's show a particularly interesting feature, namely suppression of the crystal-columnar phase transition to very low temperatures (Table 2) for the C₅H₁₁ and C₆H₁₃ tails (well below the crystal-columnar transition temperatures of both the hydrocarbon and the tetrafluorinated systems). Again, this is reminiscent of nitro-substituted triphenylene compounds.²³ A theoretical comparison of the interactions of singly nitro-substituted and di-

fluorinated compounds on the one hand with tetra-fluorinated triphenylenes (which do not show this behaviour) would be interesting to better understand the core-core interactions and the role of tails in these systems.

The fact that all of the TF-TAT n compounds support a columnar phase offers an unusual opportunity to study the effect of tails on the properties of the columnar mesophase over a broad length range of tail lengths. One exciting example, which we are pursuing, concerns charge transport in these materials.



Experimental

General information

The chemicals used in this research were purchased from chemical distributors including Combi-Blocks, TCI America, Acros Organics, and Matrix Scientific and were used directly without further purification. Column chromatography was done using silica gel (Silicycle SiliaFlash F60, 230–400 mesh), and for Thin Layer Chromatography (TLC) silica gel plates (Scientific Adsorbents Inc.) were used.

The Rayonet photochemical reactor (16 × 254 nm lamps) was used for all the photochemical reactions. Solutions were irradiated in a quartz tube (approximately 40 cm × 2.5 cm with 24/40 ST joint).

A Bruker 400 NMR (400 MHz for ¹H-NMR; 376 MHz for ¹⁹F-NMR and 101 MHz for ¹³C-NMR) and Agilent 500 NMR (500 MHz for ¹H-NMR; 470 MHz for ¹⁹F-NMR and 126 MHz for ¹³C-NMR) was used for NMR data acquisition and plots were generated by MestreNova software.

GCMS was performed in the positive ionization mode with a scan range of 50–700 *m/z*, a mass resolving power setting of 140 000, and an automatic gain control (AGC) target value of 1 × 10⁶ ions. The Xcalibur software (ver. 3.0, Thermo Scientific, San Jose, CA, USA) was used to collect and process mass spectral data.

Differential scanning Calorimetry (DSC) was run on a DSC 2920 from TA instruments (TA instruments Inc., Newcastle, DE, USA) and data were analyzed by using Thermal Advantage Software (version 1.1A, TA Instruments Inc., Newcastle, DE, USA).

Polarizing Optical Microscope (POM) Nikon Eclipse E600 POL was employed to examine phase identity and transitions temperatures. Temperatures were controlled using a Mettler Toledo FP82HT Hot Stage and Mettler Toledo FP90 Central Processor temperature controller (Mettler Toledo, USA-Hightstown, NJ).

SAXS measurements were taken using a Rigaku Screen Machine with a Cu K_α source on samples contained in thin-walled quartz capillaries. Samples were heated into the isotropic with data collected on cooling, except for TF-TAT1, where the data was collected from a polycrystalline state on heating due to the high clearing temperature of the compound.

Synthesis

Synthesis of 1,2,3,4-tetrafluoro-6,7,10,11-tetramethoxytriphenylene (1). In a (100 cm × 10 cm) quartz tube was placed 2,3,4,5,6-pentafluoro-4',5',3'',4''-tetramethoxy-1,1':2',1''-terphenyl (0.57 g, 1.31 mmol) and acetonitrile (60 ml). The mixture was irradiated with 16 × 254 nm lamps for twelve hours in a Rayonet. The solution turned from colourless to dark brown and some white crystalline precipitate appeared at the bottom of the tube. The photoreaction was monitored by GCMS which indicated the presence of starting material and so the reaction was terminated after a total of twenty hours. The precipitate was vacuum filtered and washed with acetonitrile. The filtrate was concentrated and redissolved in ethyl acetate and adsorbed on some silica gel. The yellow silica gel powder was placed at

the top of a column and eluted with a mixture of ethyl acetate and hexanes (10% EtOAc in hexanes). The fractions containing the product were combined and concentrated to get a solid white product which was combined with the previously filtered off product. Yield – 0.40 g (73%)

Synthesis of 1,2,3,4-tetrafluoro-6,7,10,11-tetrahydroxytriphenylene (16)⁴⁵. In a 100 ml round bottom flask was placed 1,2,3,4-tetrafluoro-6,7,10,11-tetramethoxytriphenylene (0.83 g, 2.0 mmol) and pyridine hydrochloride (9.21 g, 80.00 mmol) under nitrogen. The mixture was heated at 170 °C and the resulting liquid was stirred at the same temperature for five hours. The reaction was stopped and left the mixture to cool down to room temperature. Aqueous 10% HCl (150 ml) was added to the black precipitate with stirring and the mixture was vacuum filtered to give a muddy brown coloured residue as product. This crude product was used without any further purification in the subsequent step. Yield – (quantitative).

Synthesis of 1,2,3,4-tetrafluoro-6,7,10,11-tetraethoxytriphenylene (2). In a 100 ml round bottom flask was placed 1,2,3,4-tetrafluoro-6,7,10,11-tetrahydroxytriphenylene (0.18 g, 0.5 mmol), iodoethane (0.63 g, 4.0 mmol), potassium carbonate (1.12 g, 8.0 mmol) and anhydrous DMF (5 ml). The mixture was heated at 80 °C for twenty hours and TLC showed complete transformation of the starting material to a new product. The reaction mixture was cooled to room temperature and water was added to make the volume up to 100 ml and stirred for two hours. The brown precipitate was collected by vacuum filtration, dissolved in THF and the mixture was adsorbed on silica and placed at the top of a column made up with a mixture of ethyl acetate and hexane (10% EtOAc in hexanes) and eluted with the same solvent. Fractions containing pure product were combined and concentrated to provide a white powder which was recrystallized from 1-propanol to obtain the pure crystalline product. Yield – 0.18 g (78%).

The remaining 1,2,3,4-tetrafluoro-6,7,10,11-tetraalkoxytriphenylenes 3–6 were synthesized using the same general procedure (specific details in the ESI†).

Synthesis of 2,3,4,5,6-pentafluoro-4',5',3'',4''-tetramethoxy-1,1':2',1''-terphenyl (15). In a 200 ml round bottom flask was placed 2,3,4,5,6-pentafluoro-2'-bromo-4',5'-dimethoxy-1,1'-biphenyl (3.82 g, 10.0 mmol), 3,4-dimethoxyphenylboronic acid (2.73 g, 15.0 mmol), dioxane (30.0 ml) and water (10.0 ml). The mixture was stirred while potassium carbonate (2.12 g, 15.0 mmol) was added, and the mixture was heated in an oil bath under a nitrogen atmosphere. At 70 °C, PdCl₂(PPh₃)₂ (0.15 g, 2.0 mol%) was added and the temperature was gradually raised up to 95 °C. The reaction was complete after four hours as indicated by the new spot in TLC. After cooling to room temperature ice water was added dropwise with stirring to fill the flask. The black solid crude product was vacuum filtered, then dissolved in ethyl acetate and some silica gel and Montmorillonite clay was added and the mixture was concentrated by rotary evaporation. This material was placed at the top of a column packed with silica made up with ethyl acetate and hexanes (10% EtOAc in hexanes) and then eluted with the same solvent. Fractions containing pure product were combined and



concentrated to a get cream coloured solid product. Yield – 3.17 g (72%).

Synthesis of 1,4-difluoro-2,3,6,7,10,11-hexamethoxytriphenylene (7). In a 200 ml round bottom flask was placed 1,2,3,4-tetrafluoro-6,7,10,11-tetramethoxytriphenylene (0.21 g, 0.5 mmol), methanol (6 ml), *t*-BuOK (0.66 g, 6.0 mmol) and THF (20 ml). The mixture was stirred and heated up to 65 °C and refluxed for two days. The reaction was monitored by TLC, but it never showed any new spot other than the reactant spot, however the reaction was terminated by cooling to room temperature followed by dropwise addition of 10% HCl (100 ml). The tan-colored precipitate was vacuum filtered, washed with water and dried. It was then recrystallized from 1-propanol to get white crystals. Yield – 0.15 g (68%).

The remaining 1,4-difluoro-2,3,6,7,10,11-hexaalkoxyoxytriphenylenes **8–12** were synthesized using the similar general procedure (specific details in the ESI†).

Conclusions

Using PCDHF, a group of fluorinated polyalkoxytriphenylene DLCs were synthesized, including several that feature unusually short tails. Compounds like 1,2,3,4-tetrafluoro-6,7,10,11-tetra- (*n*-alkoxy)triphenylene are particularly unusual as they are mesogenic despite featuring short tails. In these compounds the loss of the tails is compensated for through other, presumably energetic, contributions to the free energy. These compounds illustrate an alternate route to forming a mesophase, which offers unusual opportunities for studying the role of tails in stabilizing liquid crystalline phases, as well as on other (*e.g.*, electronic) properties of columnar mesophases.⁴²

Conflicts of interest

There are no conflicts to declare.

Acknowledgements

This material is based upon work supported by the National Science Foundation under Grant No. 1809536.

Notes and references

- S. Chandrasekhar, B. K. Sadashiva and K. A. Suresh, Liquid Crystals of Disc-like Molecules, *Pramana*, 1977, **9**, 471–480.
- F. M. Mulder, J. Stride, S. J. Picken, P. H. J. Kouwer, M. P. De Haas, L. D. A. Siebbeles and G. J. Kearley, Dynamics of a Triphenylene Discotic Molecule, HAT6, in the Columnar and Isotropic Liquid Phases, *J. Am. Chem. Soc.*, 2003, **125**(13), 3860–3866.
- R. J. Bushby and K. Kawata, Liquid Crystals That Affected the World: Discotic Liquid Crystals, *Liq. Cryst.*, 2011, **38**(11–12), 1415–1426.
- C. J. Brabec, N. S. Sariciftci and J. C. Hummelen, Plastic Solar Cells, *Adv. Funct. Mater.*, 2001, **11**, 15–26.
- H. C. Hesse, J. Weickert, M. Al-Hussein, L. Dössel, X. Feng, K. Müllen and L. Schmidt-Mende, Discotic Materials for Organic Solar Cells: Effects of Chemical Structure on Assembly and Performance, *Sol. Energy Mater. Sol. Cells*, 2010, **94**(3), 560–567.
- M. Kumar and S. Kumar, Liquid Crystals in Photovoltaics: A New Generation of Organic Photovoltaics, *Polym. J.*, 2017, **49**, 85–111.
- Y. Kikuzawa, T. Mori and H. Takeuchi, Synthesis of 2,5,8,11,14,17-Hexafluoro-Hexa-Peri-Hexabenzocoronene for n-Type Organic Field-Effect Transistors, *Org. Lett.*, 2007, **9**(23), 4817–4820.
- G. Horowitz, Organic Field-Effect Transistors, *Adv. Mater.*, 1998, **10**, 365–377.
- G. L. Èssem and J. H. Wendorff, Liquid Crystalline Materials for Light-Emitting Diodes, *Polym. Adv. Technol.*, 1998, **9**, 443–460.
- J. De, R. A. K. Yadav, R. S. Yadav, S. P. Gupta, M. Joshi, A. Roy Choudhury, J. Jayakumar, J. H. Jou, C. H. Cheng and S. K. Pal, Molecular Engineering for the Development of a Discotic Nematic Mesophase and Solid-State Emitter in Deep-Blue OLEDs, *J. Org. Chem.*, 2021, **86**(10), 7256–7262.
- C. Destrade, M. Mondon and J. Malthete, Hexasubstituted Triphenylenes: A New Mesomorphic Order, *J. Phys., Colloq.*, 1979, **40**, 17–21.
- D. Sahoo, E. Aqad, M. Peterca and V. Percec, A highly ordered 8/1 helical pyramidal column self-organized from the crown conformation of achiral hexa(butyloxy)triphenylene, *Giant*, 2023, **13**, 100135.
- D. Sahoo, E. Aqad, M. Peterca and V. Percec, Molecular design principles of helical pyramidal chirality self-organized from achiral hexakis(alkyloxy)triphenylene, *Giant*, 2023, **13**, 100138.
- E. Fontes, P. A. Heiney and W. H. De, Jeu, Liquid-Crystalline and Helical Order in a Discotic Mesophase, *Phys. Rev. Lett.*, 1988, **61**, 1202–1205.
- R. J. Bushby and O. R. Lozman, Discotic liquid crystals 25 years on, *Curr. Opin. Colloid Interface Sci.*, 2002, **7**, 343–354.
- T. Wöhrle, I. Wurzbach, J. Kirres, A. Kostidou, N. Kapernaum, J. Litterscheidt, J. C. Haenle, P. Staffeld, A. Baro, F. Giesselmann and S. Laschat, *Chem. Rev.*, 2016, **116**, 1139–1241.
- V. Percec and D. Sahoo, Discotic liquid crystals 45 years later. Dendronized discs and crowns increase liquid crystal complexity to columnar from spheres, cubic Frank-Kasper, liquid quasicrystals and memory-effect induced columnar-bundles, *Giant*, 2022, **12**, 100127.
- D. Demus, *Handbook of Liquid Crystals, Low Molecular Weight Liquid Crystals II*, Wiley-VCH, Weinheim, 1998, vol. 2B.
- S. K. Pal, S. Setia, B. S. Avinash and S. Kumar, Triphenylene-based discotic liquid crystals: recent advances, *Liq. Cryst.*, 2013, **40**, 1769–1816.
- P. J. Stackhouse and M. Hird, Influence of Branched Chains on the Mesomorphic Properties of Symmetrical and Unsymmetrical Triphenylene Discotic Liquid Crystals, *Liq. Cryst.*, 2008, **35**(5), 597–607.



- 21 K. Praefcke, A. Eckert and D. Blunk, Core-Halogenated, Helical-Chiral Triphenylene-Based Columnar Liquid Crystals, *Liq. Cryst.*, 1997, **22**(2), 113–119.
- 22 N. Boden, R. J. Bushby, P. S. Martin, S. D. Evans, R. W. Owens and D. A. Smith, Triphenylene-Based Discotic Liquid Crystals as Self-Assembled Monolayers, *Langmuir*, 1999, **15**(11), 3790–3797.
- 23 N. Boden, R. J. Bushby, A. N. Cammidge, S. Duckworth and G. Headdock, α -Halogenation of triphenylene-based discotic liquid crystals: towards a chiral nucleus, *J. Mater. Chem.*, 1997, **7**(4), 601–605.
- 24 M. Ichihara, H. Suzuki, B. Mohr and K. Ohta, Different Disk Structures in the Hexagonal Columnar Mesophases of 2,3-Dicyano-6,7,10,11-Tetraalkoxy-1,4-Diazatriphenylenes and 2,3-Dicyano-6,7,10,11-Tetraalkoxytriphenylenes, *Liq. Cryst.*, 2007, **34**(3), 401–410.
- 25 R. J. Bushby, N. Boden, C. A. Kilner, O. R. Lozman, Z. Lu, Q. Liu and M. A. Thornton-Pett, Helical Geometry and Liquid Crystalline Properties of 2,3,6,7,10,11-Hexaalkoxy-1-Nitrotriphenylenes, *J. Mater. Chem.*, 2003, **13**(3), 470–474.
- 26 M. Hird, Fluorinated liquid crystals – properties and applications, *Chem. Soc. Rev.*, 2007, **36**, 2070–2095.
- 27 B. Glusen, A. Kettner, J. Kopitzke and J. H. Wendorff, On the character of the glass transition in columnar discotics, *J. Non-Cryst. Solids*, 1998, **241**, 113–120.
- 28 A. N. Cammidge and D. J. B. Jackson, The Effect of Size and Shape Variation in Discotic Liquid Crystals Based on Triphenylene Cores, *Philos. Trans. R. Soc., A*, 2006, **364**(1847), 2697–2708.
- 29 M. Chu, A. N. Scioneaux and C. S. Hartley, Solution-Phase Dimerization of an Oblong Shape-Persistent Macrocyclic, *J. Org. Chem.*, 2014, **79**(19), 9009–9017.
- 30 K. Q. Zhao, J. Q. Du, X. H. Long, M. Jing, B. Q. Wang, P. Hu, H. Monobe, B. Henrich and B. Donnio, Design of Janus Triphenylene Mesogens: Facile Synthesis, Mesomorphism, Photoluminescence, and Semiconductivity, *Dyes Pigm.*, 2017, **143**, 252–260.
- 31 R. Termine and A. Golemme, Charge Mobility in Discotic Liquid Crystals, *Int. J. Mol. Sci.*, 2021, **22**(877), 1–51.
- 32 S. Laschat, A. Baro, N. Steinke, F. Giesselmann, C. Hägele, G. Scalia, R. Judele, E. Kapatsina, S. Sauer, A. Schreivogel and M. Tosoni, Discotic Liquid Crystals: From Tailor-Made Synthesis to Plastic Electronics, *Angew. Chem., Int. Ed.*, 2007, **46**, 4832–4887.
- 33 F. M. Van der Kooij, K. Kassapidou and H. N. W. Lekkerkerker, Liquid crystal phase transitions in suspensions of polydisperse plate-like particles, *Lett. Nat.*, 2000, **406**, 868–871.
- 34 M. A. Bates and G. R. Luckhurst, Computer Simulation Studies of Anisotropic Systems. XXVI. Monte Carlo Investigations of a Gay-Berne Discotic at Constant Pressure, *J. Chem. Phys.*, 1996, **104**(17), 6696–6709.
- 35 J. A. C. Veerman and D. Frenkel, Phase Behavior of Disklike Hard-Core Mesogens, *Phys. Rev. A: At., Mol., Opt. Phys.*, 1992, **45**(8), 5632–5648.
- 36 J. Barbera, O. A. Rakitin, M. B. Ros and T. À. S. Torroba, Breaking the Mold of Discotic Liquid Crystals, *Angew. Chem., Int. Ed.*, 1998, **37**(3), 296–299.
- 37 D. Pucci, I. Aiello, A. Aprea, A. Bellusci, A. Crispini and M. Ghedini, Unsuspected Mesomorphism in “Tail-Free” Cyclopalladated 3,5-Disubstituted-2-(2'-Pyridyl)Pyrroles, *Chem. Commun.*, 2009, 1550–1552.
- 38 V. Percec, A. E. Dulcey, M. Peterca, M. Ilies, S. Nummelin, M. J. Sienkowska and P. A. Heiney, Principles of self-assembly of helical pores from dendritic dipeptides, *Proc. Natl. Acad. Sci. U. S. A.*, 2006, **103**(8), 2518–2523.
- 39 F. B. Mallory and C. W. Mallory, Photocyclization of Stilbenes and Related Molecules, in *Organic Reactions*, 2005, DOI: [10.1002/0471264180.or030.01](https://doi.org/10.1002/0471264180.or030.01).
- 40 Z. Li and R. J. Twieg, Photocyclodehydrofluorination, *Chem. – Eur. J.*, 2015, **21**(44), 15534–15539.
- 41 Z. Li, M. Powers, K. Ivey, S. Adas, B. Ellman, S. D. Bunge and R. J. Twieg, Fluorinated Triphenylenes and a Path to Short Tailed Discotic Liquid Crystals: Synthesis, Structure and Transport Properties, *Mater. Adv.*, 2022, **3**(1), 534–546.
- 42 M. Powers, R. J. Twieg, J. Portman and B. Ellman, Structure and dynamics of tail-free discotic liquid crystals: simulations of fluorinated triphenylene, *J. Chem. Phys.*, 2022, **157**, 134901.
- 43 N. Boden, R. J. Bushby, G. Cooke, O. R. Lozman and Z. Lu, CPI: A Recipe for Improving Applicable Properties of Discotic Liquid Crystals, *J. Am. Chem. Soc.*, 2001, **123**, 7915–7916.
- 44 R. Shang, Y. Fu, Y. Wang, Q. Xu, H. Z. Yu and L. Liu, Copper-Catalyzed Decarboxylative Cross-Coupling of Potassium Polyfluorobenzoates with Aryl Iodides and Bromides, *Angew. Chem., Int. Ed.*, 2009, **48**(49), 9350–9354.
- 45 P. P. Kulkarni, A. J. Kadam, R. B. Mane, U. V. Desai and P. P. Wadgaonkar, Demethylation of Methyl Aryl Ethers Using Pyridine Hydrochloride in Solvent-Free Conditions under Microwave Irradiation, *J. Chem. Res.*, 1999, 394–395.
- 46 M. Sorai and K. Saito, Alkyl Chains Acting as Entropy Reservoir in Liquid Crystalline Materials, *Chem. Rec.*, 2003, **3**(1), 29–39.

