



Cite this: *Dalton Trans.*, 2023, **52**, 872

Received 1st November 2022,
Accepted 3rd January 2023

DOI: 10.1039/d2dt04114f

rsc.li/dalton

On the mercuration, palladation, transmetalation and direct auration of a C^NC pincer ligand†‡

Alice Jane McEllin,[†] Christopher A. Goult,[†] Adrian C. Whitwood,[†]
Jason M. Lynam[†] and Duncan W. Bruce^{†*}

The C^NC ligand 2,6-bis(2,3-dialkoxyphenyl)pyridine forms dimercury and orthopalladated complexes, both of which may be transmetalated to gold(III) complexes; the gold complexes may also be formed directly in a Rh(III)-catalysed process, hence it is possible to circumvent the use of organomercury intermediates in the synthesis of this important class of compound.

Since the demonstration in 2005 by Yam and co-workers of room-temperature phosphorescent emission in C^NC pincer complexes of gold(III),¹ there has been significant interest in materials of this type.^{2,3} As in related complexes of platinum(II),⁴ the key to unlocking phosphorescence was to employ sufficiently strong field ligands that would raise the energy of the d–d states, which otherwise quench the luminescence excited state by thermal equilibration or energy transfer. In the complexes reported by Yam *et al.*, this was achieved using a phenylacetylide co-ligand (Fig. 1, 2). From these initial reports with quantum yields of <1%, the field has moved on, much higher quantum yields have been realised and the emissive properties have been employed in solvent sensing,⁵ luminescent gels⁶ and, of course, as emitters in organic light-emitting diodes.^{2,7}

Our own contribution to this field has looked to functionalise both the pincer ‘backbone’ ligand as well as the phenylacetylide to generate materials that are both triplet emitters and liquid crystals. To that end, we have reported on two series of complexes, one containing simple hydrocarbon chains bound to the phenylacetylide,⁸ the other employing semiperfluorocarbon chains instead (Fig. 2).^{9,10} Briefly, the vast majority of the complexes are liquid crystalline, showing almost exclusively columnar phases with the complexes having four chains on the pincer ligand having photoluminescent quantum yields

(PLQY) of up to 36%, while those with only two chains had PLQY values of <4%. Encouragingly, OLED devices fabricated from the all-hydrocarbon complexes showed external quantum efficiencies of >7%.

However, one of the great drawbacks in the preparation of all complexes of this type, is that direct auration using, for example, tetrachloroaurate(III) and free ligand does not proceed, and the synthesis (Fig. 1) inevitably goes through an intermediate chloromercury(II) complex (**1**).¹¹ This is in contrast to the direct auration possible with *bidentate* 2-phenylpyridine ligands. This was demonstrated initially by Constable and Leese¹² who first formed the neutral, N-bound AuCl₃ complex of 2-phenylpyridine, which can then convert thermally to the orthometalated product. This general approach persists, for example in preparing gold N^CC complexes where the final orthometalation is promoted by microwave irradiation.¹³ Direct reaction using microwaves is also a productive approach,¹⁴ and, for example, Hylland *et al.* have recently published a very extensive study of such preparations starting from Au(OAc)₃ and driven by microwave conditions.¹⁵ Indeed, these studies were also able to demonstrate direct auration of N^CC ligands.¹⁶ Separate studies have shown that direct auration is also possible if the ligand is pre-functionalised, for example with a diazonium function,¹⁷ but this can lead to additional synthetic complexity depending on other substituent requirements on the ligands and also the prepa-

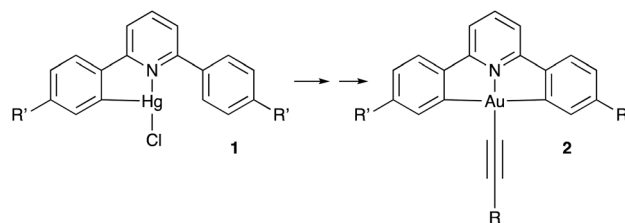


Fig. 1 Synthesis of luminescent gold(III) complexes (**2**) described by Yam *et al.*, showing the mercury(II) intermediate (**1**). Typically, R' = H and R = 4-substituted phenyl ring.

Department of Chemistry, University of York, Heslington, YORK YO10 5DD, UK.

E-mail: duncan.bruce@york.ac.uk

† Dedicated to the memory of Peter Maitlis.

‡ Electronic supplementary information (ESI) available: Synthetic and analytical details relating to the new complexes; cif and cifcheck files for **1**, **3** and **4**. CCDC 2195198–2195200. For ESI and crystallographic data in CIF or other electronic format see DOI: <https://doi.org/10.1039/d2dt04114f>



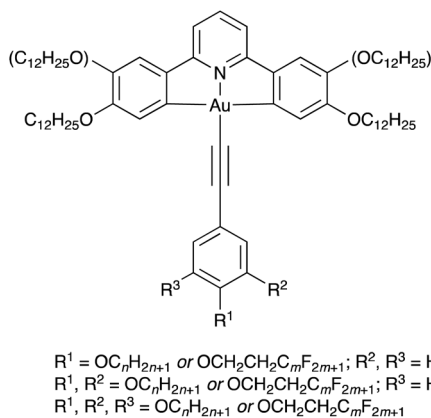


Fig. 2 Emissive gold(III) pincer complexes showing liquid-crystalline properties.

ration of bespoke gold precursor complexes.¹⁸ Impressively, Martín *et al.* have recently shown that direct auration of bidentate 2-phenylpyridines can be mediated catalytically by $[Cp^*RhCl_2]_2$.²²

It is therefore evident that to capitalise on the highly promising photophysical properties of the Au complexes, a simple, mercury-free protocol would enable a wider range of modified C^NC ligands to be employed in this chemistry. This would, in turn, allow for greater flexibility in the informed introduction of new properties into the complexes through modified C^NC ligands. In order to develop such a route, we have prepared the related ligands **3-*n*** (Fig. 3a), in which there is an alkoxy chain on the phenyl carbon *ortho*- and *meta*-to the phenyl-pyridine bond. The compounds are prepared by reaction of 2,6-dibromopyridine with 2,3-dimethoxyphenylboronic acid using a Suzuki–Miyaura protocol (89% yield), with the

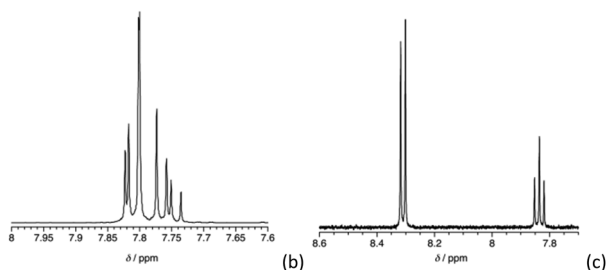
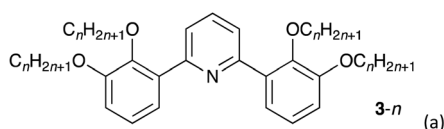


Fig. 3 (a) Structure of the 2,6-bis(2,2',3,3'-tetraalkoxy)pyridine ligands; (b) 1H NMR spectrum of the pyridyl hydrogens of 2,6-bis(2,2',3,3'-tetramethoxy)pyridine (**3-1**) showing the two AB spin systems; (c) 1H NMR spectrum of the pyridyl hydrogens of the chlorogold(III) complex of 2,6-bis(2,2',3,3'-tetradodecyloxy)pyridine (**6-12**) showing the AX_2 spin system.

2,2',3,3'-tetraalkoxy-substituted ligands (butyl and dodecyl) resulting from subsequent demethylation using pyridinium chloride (90% yield) followed by re-alkylation under Williamson ether conditions using 1-bromoalkane (53% yield C4, 65% yield C12). Thus, the dodecyloxy-substituted ligands have been those of greatest interest in relation to generating liquid-crystalline materials,^{8–10} however these prove challenging to crystallise (as do methoxy derivatives on account of low solubility) and so we have typically deployed butyloxy-substituted ligands to obtain single crystals for study by diffraction. The steric demands of these materials mean that in the free ligand, the phenyl and pyridyl rings cannot be co-planar (Fig. 4b), one consequence of which is that in the preferred *anti* atropoisomer,[§] the *meta*-pyridyl hydrogens are diastereotopic so that, in the 1H NMR spectrum, the pyridine hydrogens present as two AB spin systems (Fig. 3b). However, when complexed to gold (Fig. 4c and d), the rings are forced to be co-planar and the two hydrogens become equivalent (Fig. 3c). Interestingly, the steric congestion does not affect the stability of the complex adversely and **6-12** melts without decomposition at 129 °C.

As a control reaction, it was possible to demonstrate that the synthesis of these gold complexes again proceeded through reaction of the ligand with mercury(II) acetate and an aqueous LiCl work up to form intermediate chloromercury(II) complexes. Unexpectedly, however, rather than the low yield (*ca.* 17%) of analytically impure material obtained in our previous work with related four-chain ligands (which interestingly then leads to a pure gold complex after transmetalation and work up with estimated overall conversion of *ca.* 8%), we were able to isolate the pure di-mercurated complex **4-12** in 75% yield. The X-ray single crystal structure of the butyloxy derivative, **4-4** (obtained in 55% yield) is shown as Fig. 5.

The complex crystallised in the monoclinic space group $P2_1/c$ (with two complexes present in the asymmetric unit, one of which (shown in Fig. 5) has a short Hg...N contact (2.675(9) Å – other Hg...N distances are ≥ 2.75 Å). Each mercury is coordinated in a linear fashion to carbon and a chloride ligand, with the angles at mercury being close to perfectly linear

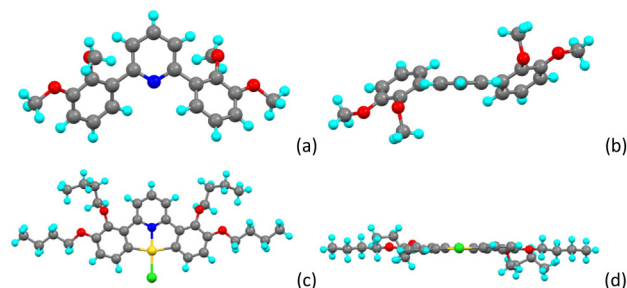


Fig. 4 Molecular structure of 2,2',3,3'-tetramethoxy-substituted 2,6-diphenylpyridine (**3-1**) (a) viewed from above and (b) viewed from the side; molecular structure of a gold(III) complex (**6-4**) (c) viewed from above and (d) viewed from the side.¶



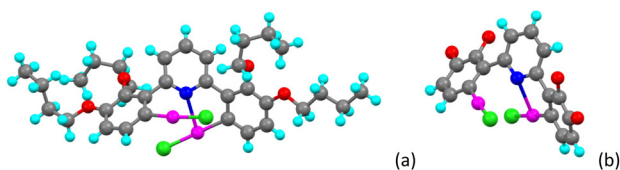


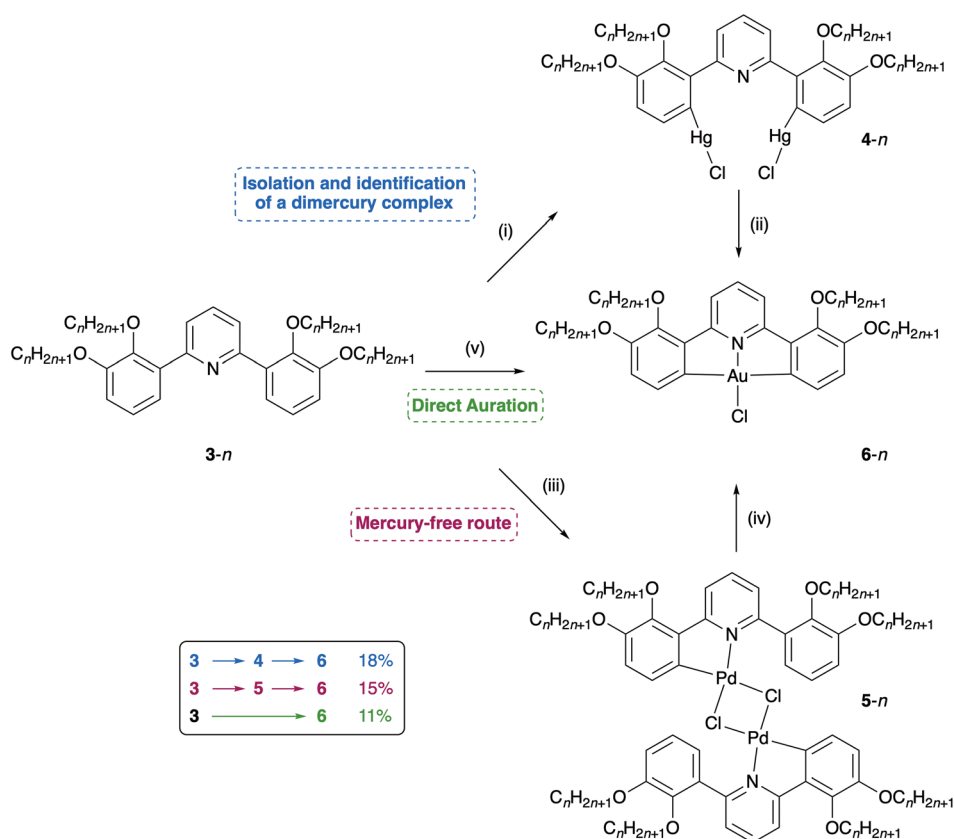
Fig. 5 Molecular structure of the dimercurated complex 4-4 showing (a) the complex in the asymmetric unit with a short Hg...N contact and (b) in a view, butyloxy chains removed, to show the relative disposition of the chloromercury units.

(179.0(3)°, 179.2(4)°, 177.4(4)° and 175.7(3)°). Hg–C bond lengths are found to be 2.016(12) Å, 2.027(14) Å, 2.065(17) Å and 2.062(12) Å, all of which are statistically equivalent and are of a magnitude very similar to those in the literature. However, for the Hg–Cl distances there is a more complex story, which is described in greater detail in the ESI.†

This dimercury complex can then be transmetalated to give the related gold(III) complex (6-12) in an isolated yield of 24%, which gives an 18% overall yield from the ligand (Scheme 1) In comparison, formation of 6-4 from 5-4 proceeds in 47% yield, which gives an overall conversion of *ca.* 26%. These represent improvements over yields from the impure mercury intermedi-

ates described above,⁸ but still requires the intermediacy of mercury.

In then considering alternative approaches, one of the best-known metals for both C–H activation and also *ortho*-metalation is palladium. This thinking arose in part following the detailed study by Gorunova *et al.* of a series of palladium-to-mercury transmetalation reactions,¹⁹ prompted by the possibility that the simple mercury drop test used to establish the presence of colloidal palladium in catalytic systems could be corrupted by such a reaction. Thus, reaction of ligand 3-12 with K₂[PdCl₄] in EtOH under reflux leads to isolation of the corresponding di- μ -chloro dimer 5-12, in a yield of 31%, the dimeric nature being confirmed by ESI mass spectrometry (Scheme 1). Dimer 5-12 was then reacted with K[AuCl₄] in a mixture of CHCl₃/MeCN to give the target gold complex 6-12 in 48% isolated yield as a pure yellow powder, with an overall yield for the two steps of *ca.* 15% (Scheme 1). This is comparable with that reported using mercury (18%) with the advantage that a toxic metal is not used and thus, while palladium is not cheap, this represents a viable alternative to the use of mercury in the preparation of gold C[^]N[^]C pincer complexes of this type. This transmetalation step is accompanied by the appearance of a pale purple colour and the formation of very small amounts of elemental gold (the latter also being observed, again in tiny quantities, in the direct auration



Scheme 1 Summary of the reactions and interconversions described in this account. Conditions and reagents: (i) Hg(OAc)₂/EtOH/ Δ /LiCl(aq); (ii) CHCl₃/MeCN/Na[AuCl₄]/ Δ ; (iii) K₂[PdCl₄]/EtOH/ Δ ; (iv) CHCl₃/MeCN/Na[AuCl₄]/ Δ ; (v) Na[AuCl₄]/EtOAc/[Cp*RhCl₂]₂ (cat.)/ Δ .



reported below). Previously, we have observed that reaction of $[\text{PtCl}_4]^{2-}$ with $[\text{AuCl}_4]^-$ leads to almost quantitative formation of $[\text{PtCl}_6]^{2-}$ and either $[\text{AuCl}_2]^-$ or Au^0 depending on the stoichiometry,²⁰ while Au^{I} is formed exclusively starting from $[\text{PdCl}_4]^{2-}$.²¹ That very small quantities of gold are recovered from two transformations suggests that an analogous redox reaction is not a major side reaction in these transformations.

However, having established this alternative reaction route, we then turned our attention to the recent report by Martín *et al.* of the direct synthesis of bidentate gold C[^]N complexes *via* the use of catalytic quantities of $[\text{Cp}^*\text{RhCl}_2]_2$.²² First reported by Kang *et al.* in 1969,²³ $[\text{Cp}^*\text{RhCl}_2]_2$ is well known for its ability to form C[^]N chelates and to activate sp^2 C–H bonds, and it has also been shown to be capable of transmetalation with gold.²⁴ Thus, Martín *et al.* showed²² that a series of substituted 2-phenylpyridines and related substrates could be aminated directly in ethyl acetate under reflux using $[\text{Cp}^*\text{RhCl}_2]_2$ as the catalyst. They were able to demonstrate that the reaction proceeds *via* a base-mediated *ortho*-rhodation to give an intermediate Rh^{III} complex $[\text{Cp}^*\text{Rh}\{\kappa^2\text{-C,N-(2-phenyl)pyridine}\}(\text{Cl})]$, which then transmetalates with $\text{Na}[\text{AuCl}_4]$ to give $[\text{Au}\{\kappa^2\text{-C,N-(2-phenyl)pyridine}\}_2]$. Isolated yields ranged from 16% to an optimised value of 69% with 2.5 mol% of catalyst in EtOAc using sodium benzoate as base.

Inspired by this report, we therefore reacted ligand 3-12 with $\text{Na}[\text{AuCl}_4]$ in EtOAc with NaO_2CPh using 2.5 mol% $[\text{Cp}^*\text{RhCl}_2]_2$ and obtained 6-12 in a yield of 11% (Scheme 1). This is lower than the typical yields reported by Martín *et al.*²² but is nonetheless remarkable as while the recent reports that use an $\text{Au}(\text{OAc})_3$ starting material demonstrate direct metalation in C[^]C[^]N chelates,¹⁶ this is not reported for the photo-physically interesting C[^]N[^]C chelate.

These data demonstrate that the successful synthesis of gold complexes containing C[^]N[^]C chelates requires an initially well-controlled C–H bond activation step. This may be through both stoichiometric (Pd and Hg) or catalytic (Rh) conditions. Although each of reagents explored probably operates in a mechanistically distinct fashion to achieve selective C–H bond activation,^{25,26} it is clear that for this ligand-class simple gold salts are not able to perform this transformation. Furthermore, the nature of the ligand has some bearing for, as noted above, 4-12 can be obtained clean in 75% isolated yield whereas using the 3,3',4,4'-tetrasubstituted ligands (as illustrated complexed to gold in Fig. 2) gives low yields (<25%) of impure, inseparable material on mercuration. Further, we have on one occasion attempted direct auration with the same ligand without success. Therefore, and as is expected, there is a good deal of work to follow relating both to optimisation and to understanding mechanism, for example delineating the possible influences of steric and electronic factors. It is evident, therefore, that there is considerable potential in exploiting the advances in transition metal-catalysed C–H bond functionalisation chemistry that have been applied to the synthesis of complex organic molecules²⁷ to the preparation of metal complexes with novel and important materials properties.

Conflicts of interest

There are no conflicts of interest to declare.

Acknowledgements

We thank the University of York for funding (AJM & CAG). JML is supported by a Royal Society Industry Fellowship.

References

§ Evidence that the preferred atropisomer has an *anti* arrangement comes not from the single crystal structure, rather from the observation of the nature of the NMR signal (2× AB signals) as the *syn* isomer would have a plane of symmetry and so the *meta*-hydrogens would no longer be related as diastereotopic.
¶ Crystal structures have been deposited at CCDC with deposition numbers 2195198–2195200.

- 1 V. W.-W. Yam, K. M.-C. Wong, L.-L. Hung and N. Zhu, *Angew. Chem., Int. Ed.*, 2005, **44**, 3107–3110.
- 2 M.-C. Tang, M.-Y. Chan and V. W.-W. Yam, *Chem. Rev.*, 2021, **121**, 7249–7279.
- 3 D. L. Zhou, W. P. To, Y. Kwak, Y. Cho, G. Cheng, G. S. M. Tong and C. M. Che, *Adv. Sci.*, 2019, **6**, 1802297.
- 4 See *e.g.*: J. Kalinowski, V. Fattori, M. Cocchi and J. A. G. Williams, *Coord. Chem. Rev.*, 2011, **255**, 2401–2425.
- 5 K. C. Yim, V. K. M. Au, L. L. Hung, K. M. C. Wong and V. W. W. Yam, *Chem. – Eur. J.*, 2016, **22**, 16258–16270.
- 6 H. L.-K. Fu and V. W.-W. Yam, *Chem. Lett.*, 2018, **47**, 605–610.
- 7 M.-C. Tang, M.-Y. Chan and V. W.-W. Yam, *Chem. Rev.*, 2021, **121**, 7249–7279; W. P. To, G. Cheng, G. S. M. Tong, D. L. Zhou and C. M. Che, *Front. Chem.*, 2020, **8**, 653.
- 8 R. R. Parker, D. H. Liu, X. K. Yu, A. C. Whitwood, W. G. Zhu, J. A. G. Williams, Y. F. Wang, J. M. Lynam and D. W. Bruce, *J. Mater. Chem. C*, 2021, **9**, 1287–1302.
- 9 R. R. Parker, A. J. McEllin, X. B. Zeng, J. M. Lynam and D. W. Bruce, *Liq. Cryst.*, 2022, **49**, 1162–1173.
- 10 R. R. Parker, R. F. Stracey, A. J. McEllin, X. Chen, Y. Wang, J. A. G. Williams, J. M. Lynam and D. W. Bruce, *ACS Omega*, 2022, **7**, 24903–24917.
- 11 R. V. Parish, J. P. Wright and R. G. Pritchard, *J. Organomet. Chem.*, 2000, **596**, 165–176.
- 12 E. C. Constable and T. A. Leese, *J. Organomet. Chem.*, 1989, **363**, 419–424.
- 13 R. Kumar, A. Linden and C. Nevado, *Angew. Chem., Int. Ed.*, 2015, **54**, 14287–14290.
- 14 A. P. Shaw, M. Tilset, R. H. Heyn and S. Jakobsen, *J. Coord. Chem.*, 2010, **64**, 38–47.
- 15 K. T. Hylland, I. L. Schmidtke, D. S. Wragg, A. Nova and M. Tilset, *Dalton Trans.*, 2022, **51**, 5082–5097.
- 16 M. S. M. Holmsen, A. Nova, K. Hylland, D. S. Wragg, S. Oien-Odegaard, R. H. Heyn and M. Tilset, *Chem. Commun.*, 2018, **54**, 11104–11107.



- 17 D. Eppel, M. Rudolph, F. Rominger and A. S. Hashmi, *ChemSusChem*, 2020, **13**, 1–6.
- 18 A. Tlahuext-Aca, M. N. Hopkinson, C. G. Daniliuc and F. Glorius, *Chem. – Eur. J.*, 2016, **22**, 11587–11592.
- 19 O. N. Gorunova, I. M. Novitskiy, Y. K. Grishin, I. P. Gloriov, V. A. Roznyatovsky, V. N. Khrustalev, K. A. Kochetkov and V. V. Dunina, *Organometallics*, 2018, **37**, 2842–2858.
- 20 I. H. Silalahi, N. K. Sethi, M. Z. Shafikov, V. Chechik, A. C. Whitwood and D. W. Bruce, *Chem. Commun.*, 2018, **54**, 13682–13685.
- 21 N. K. Sethi, PhD Thesis, University of York, 2013 (available from <https://bit.ly/3SSsTgT>).
- 22 J. Martín, E. Gomez-Bengoa, A. Genoux and C. Nevado, *Angew. Chem., Int. Ed.*, 2022, **61**, e202116755.
- 23 J. W. Kang, K. Moseley and P. M. Maitlis, *J. Am. Chem. Soc.*, 1969, **91**, 5970–5977.
- 24 Y. Shi and S. A. Blum, *Organometallics*, 2011, **30**, 1776–1779.
- 25 J. Milani, N. E. Pridmore, A. C. Whitwood, I. J. S. Fairlamb and R. N. Perutz, *Organometallics*, 2015, **34**, 4376–4386.
- 26 D. L. Davies, S. A. Macgregor and C. L. McMullin, *Chem. Rev.*, 2017, **117**, 8649–8709.
- 27 S. Rej, Y. Ano and N. Chatani, *Chem. Rev.*, 2020, **120**, 1788–1887.

