

Cite this: *Chem. Sci.*, 2022, 13, 11936

All publication charges for this article have been paid for by the Royal Society of Chemistry

One step synthesis of unsymmetrical 1,3-disubstituted BCP ketones *via* nickel/photoredox-catalyzed [1.1.1]propellane multicomponent dicarbofunctionalization†

Weichen Huang,^a Sebastian Keess^b and Gary A. Molander^{a*}

Bicyclo[1.1.1]pentanes (BCPs), utilized as sp^3 -rich bioisosteres for *tert*-butyl- and aryl groups as well as internal alkynes, have gained considerable momentum in drug development programs. Although many elegant methods have been developed to access BCP amines and BCP aryls efficiently, the methods used to construct BCP ketones directly are relatively underdeveloped. In particular, the preparation of unsymmetrical 1,3-disubstituted-BCP ketones remains challenging and still requires multiple chemical steps. Herein, a single-step, multi-component approach to versatile disubstituted BCP ketones *via* nickel/photoredox catalysis is reported. Importantly, installing a boron group at the carbon position adjacent to the BCP structure bypasses the limitation to tertiary BF_3K coupling partners, thus expanding the scope of this paradigm. Further transformation of disubstituted-BCP ketones into a variety of other BCP derivatives demonstrates the synthetic value of this developed method.

Received 12th September 2022

Accepted 3rd October 2022

DOI: 10.1039/d2sc05100a

rsc.li/chemical-science

Three-dimensional (3D) molecular scaffolds have received considerable attention in drug molecular design to improve physicochemical properties of drug candidates.¹ Among the promising 3D scaffolds in this area are the bicyclo[1.1.1]pentanes (BCPs), which serve as bioisosteres of aromatic rings as well as *tert*-butyl- and alkyne groups in medicinal chemistry.² In Stepan's pioneering work,^{2a} the replacement of the fluorinated aryl ring of a gamma secretase inhibitor with a BCP moiety resulted in improved permeability and kinetic solubility. Since this landmark work, the number of patents published with BCP-containing drugs has skyrocketed. Despite considerable interest from the medicinal chemistry community, the incorporation of BCPs into specific structural classes found in bioactive molecules remains an unsolved challenge.

BCP ketones could be considered as bioisosteres of aryl ketones, which widely exist in FDA-approved drugs (Fig. 1A).³ They can also be used as vehicles for the synthesis of other important BCP derivatives, including BCP amides and BCP esters through efficient transformations. Nevertheless, the methods that are used to construct BCP ketones efficiently are relatively underdeveloped, especially compared with well-developed approaches to access amino BCPs and aryl BCPs

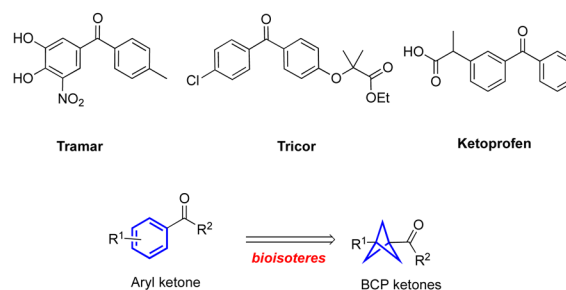
(Fig. 1B).⁴ Specifically, the Wiberg,^{5a} Walsh,^{5b} and Pan^{5c} groups have reported methods for acylation of [1.1.1]propellane with aldehydes to form monosubstituted-BCP ketones. In contrast, the preparation of unsymmetrically 1,3-disubstituted-BCP ketones remains challenging and still requires multiple chemical steps. For example, Wills and coworkers reported a method for the synthesis of BCP ketones by reacting [1.1.1]propellane

^aRoy and Diana Vagelos Laboratories, Department of Chemistry, University of Pennsylvania, Philadelphia 19104-6323, Pennsylvania, USA. E-mail: gmolandr@sas.upenn.edu

^bMedicinal Chemistry Department, Neuroscience Discovery Research, AbbVie Deutschland GmbH & Co. KG, Ludwigshafen 67061, Germany

† Electronic supplementary information (ESI) available. See DOI: <https://doi.org/10.1039/d2sc05100a>

A. Bioactive diaryl ketones



B. Representative BCP derivatives

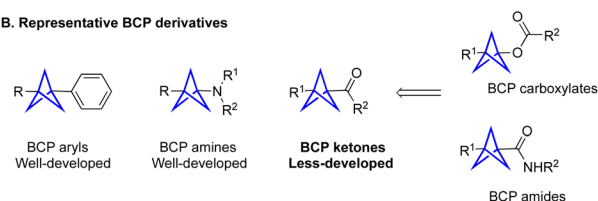
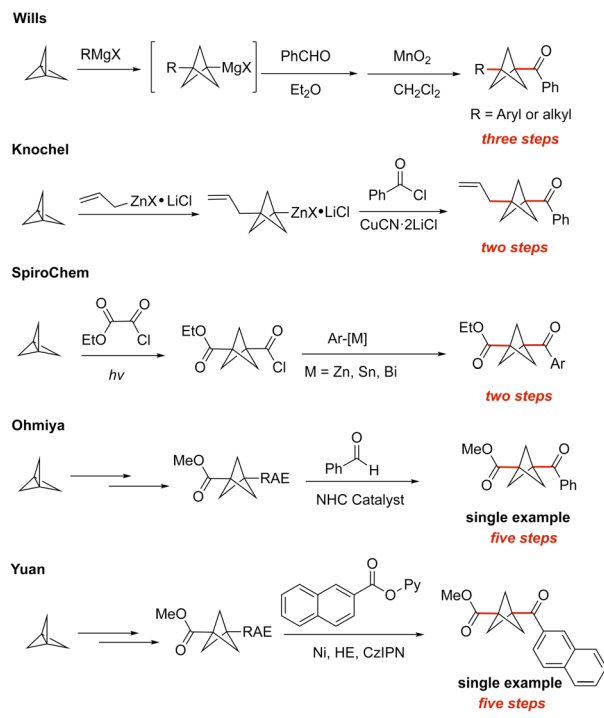


Fig. 1 (A) Examples of bioactive diaryl ketones. (B) Representative BCP derivatives.



A. Stepwise synthetic approaches to unsymmetrical 1,3-disubstituted BCP ketones



B. This work

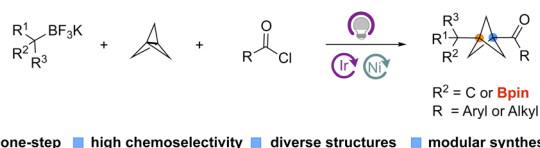


Fig. 2 (A) Previous strategies to access unsymmetrically 1,3 disubstituted BCP ketones. (B) Research reported herein. HE = Hantzsch ester; RAE = Redox active ester [*N*-(acyloxy)phthalimide]; NHC = *N*-heterocyclic carbene; CziPN = 1,2,3,5-tetrakis(carbazol-9-yl)-4,6-dicyanobenzene.

and Grignard reagents, followed by addition to an aldehyde and oxidation with MnO_2 (Fig. 2A).^{6a} This method requires the use of metal reagents and multiple synthesis steps, which are incompatible with the construction of complex targets containing sensitive functional groups. The Knochel group developed a similar two-step strategy to construct 1,3-disubstituted BCP ketones by opening the [1.1.1]propellane with allylzinc halides, followed by addition to acyl chlorides (Fig. 2A).^{6b} However, this method is only suitable for some special organozinc reagents, which limits the diversity of the BCP ketones. Chemists at SpiroChem also reported a two-step method for construction of 1,3-disubstituted BCP ketones through a process involving radical addition to [1.1.1]propellane, followed by engagement with different arylmetal reagents (Fig. 2A).^{6c} In this case, the other substituent on the BCP ring is limited to an ester functional group. Furthermore, there are some individual examples showing that disubstituted BCP ketones can be obtained from the corresponding BCP redox active ester. Specifically, the Ohmiya group developed the *N*-heterocyclic carbene-catalyzed acylation of BCP redox active ester, but the yield was only 20%

(Fig. 2A).^{6d} The Yuan group also conducted the cross-coupling of BCP redox active esters with pyridyl esters to access BCP ketones (Fig. 2A).^{6e} Considering the five-step synthesis of BCP ketones from [1.1.1]propellane, these methods cannot meet the requirements of rapid synthesis of a library of products in the medicinal chemistry setting. Clearly, the drawbacks of stepwise synthetic approaches to 1,3-disubstituted BCP ketones hamper the broad application of bicyclo[1.1.1]pentanes. Thus, more efficient methods for the preparation of disubstituted BCP ketones are urgently needed.

Multicomponent reactions (MCRs) that allow one-step access to complex and diverse disubstituted BCP products are synthetically advantageous to current stepwise approaches to BCP derivatives. However, achieving such a transformation is still challenging because of competing two-component coupling or propellane oligomerization. Uchiyama,^{7a} MacMillan,^{7b} and our group^{7c,d} have successfully developed multicomponent approaches to versatile BCP derivatives based on the differentiated reactivity of BCP radicals and substrate alkyl radicals. In our previous report,^{7d} we successfully took advantage of the slow capture of tertiary radicals by Ni species as a key mechanistic aspect to achieve a one-step, multicomponent reaction for the synthesis of BCP-aryl derivatives. Meanwhile, our group has successfully developed an efficient photoredox/Ni dual catalysis paradigm for transition metal-catalyzed cross-couplings of alkylboron- or alkylsilicon reagents with various electrophiles, including aryl halides, acyl chlorides, alkenyl halides, and isocyanates based on a single-electron transfer (SET) transmetalation pathway.⁸ Inspired by these results, we questioned whether acyl chlorides or other electrophiles could also serve as partners in the three-component radical coupling of [1.1.1]propellane to access a diverse array of BCP derivatives of high importance in the pharmaceutical industry. Herein we report a one-step, three-component radical coupling of [1.1.1]propellane to afford diversely functionalized bicycles using various electrophiles.

To determine the chemoselectivity of the proposed MCR pathway, the reactivity of tertiary alkyl and BCP radicals in the nickel/photoredox-catalyzed cross-couplings with acyl chlorides was first examined (Fig. 3). The results indicated that BCP bridgehead radicals engage the nickel catalyst to enter the cross-coupling catalytic cycle, generating the product BCP ketone, while acyclic tertiary radicals do not take part in this catalytic cycle. Encouraged by this promising reactivity pattern, we explored the possibility of achieving a multi-component

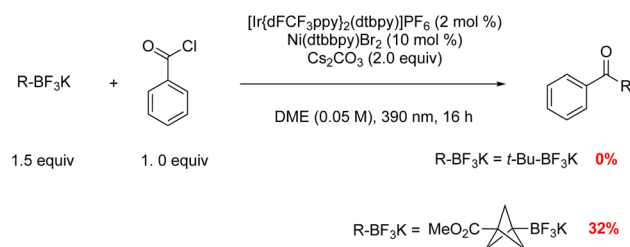
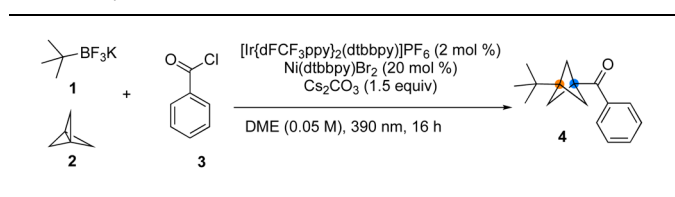


Fig. 3 Control experiments.



Table 1 Optimization of reaction conditions^a

Entry	Deviation from standard conditions	NMR yield (%)
1	None	63
2	No base	32
3	0.01 M	52
4	0.025 M	55
5	427 nm	25
6	2 mol% [Ir] cat. 10 mol% [Ni]	49
7	2 mol% [Ir] cat. 20 mol% [Ni]	58
8	No [Ni] catalyst	0
9	No [Ir] catalyst	0
10	No light	0
11	<i>t</i> -BuCOOCs, instead of 1	0

^a Optimization of reaction conditions: **1** (0.15 mmol), **2** (0.3 mmol), **3** (0.10 mmol) under purple Kessil irradiation (λ max = 390 nm) for 16 h at rt; NMR yield was calculated using 1,3,5-trimethoxybenzene as an internal standard (IS) from the crude mixture.

reaction forging two C–C bonds in a single operation using [1.1.1]propellane.

Initial investigations utilized *t*-BuBF₃K, [1.1.1]propellane, and benzoyl chloride as a model reaction to optimize the reaction conditions (Table 1). Reaction screening indicated that the reaction was best performed with [Ir(dFCF₃ppy)₂dtbbpy]PF₆ (2.0 mol%), Ni(dtbbpy)Br₂ (20 mol%), and Cs₂CO₃ (1.5 equiv.) in DME (0.05 M) irradiated by a 390 nm LED light at room temperature for 16 h (Table 1, entry 1). The selected results of these studies led to the conditions provided in Table 1. As expected, control studies confirmed that this MCR was indeed dual catalytic in nature (Table 1, entries 8–10) and that all the components of the reaction were necessary to ensure successful difunctionalization of [1.1.1]propellane. Notably, initial trials with tertiary alkyl carboxylates as radical precursors proved unsuccessful in this MCR process.

With suitable conditions in hand, the generality of this metallaphotoredox protocol with respect to a broad range of aliphatic- and aromatic acyl chlorides was investigated. As summarized in Fig. 4, both electron-rich and electron-poor aromatic acyl chlorides were coupled under the developed reaction conditions with 28–64% yields (**4**–**15**). For example, aromatic acyl chlorides containing common functional groups such as ether (**5**), fluoro (**6**), chloro (**7**), trifluoromethoxy (**8**), cyano (**10**) and trifluoromethylthio (**12**) proved to be suitable. Heteroaromatic acyl chlorides (**14**, **15**) also react smoothly to afford the desired product in acceptable yield. Furthermore, the success of the reaction with ethyl succinyl chloride (**19**), which was not compatible utilizing previous methods employing metal reagents, further demonstrates the functional group compatibility of this protocol. Notably, alkyl bromide or -chloride handles (**20**, **21**) have been incorporated, thus enabling further modification by substitution. Finally, other

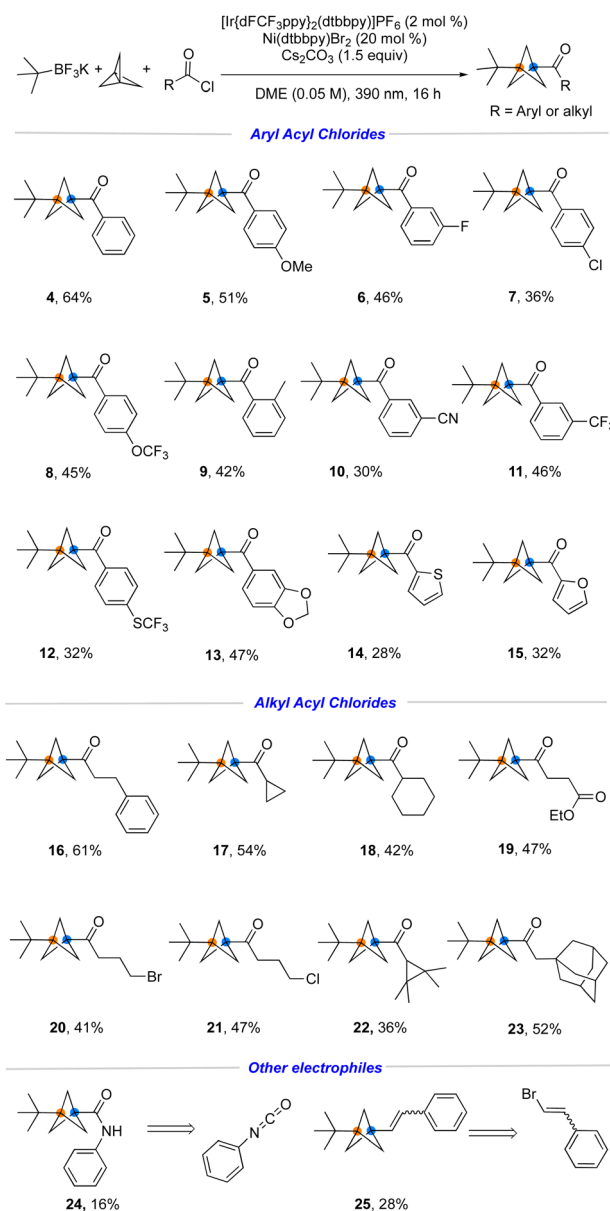


Fig. 4 Scope of aliphatic and aromatic acyl chloride substrates. Reaction conditions: acyl chlorides (0.30 mmol, 1.0 equiv.), [1.1.1]propellane (0.90 mmol, 3.0 equiv.), alkyltrifluoroborates (0.45 mmol, 1.5 equiv.), [Ir(dFCF₃ppy)₂dtbbpy]PF₆ (2 mol%, 0.006 mmol), Ni(dtbbpy)Br₂ (20 mol%, 0.06 mmol), Cs₂CO₃ (1.5 equiv., 0.45 mmol), DME (0.05 M), irradiating with purple Kessil irradiation (λ max = 390 nm) for 16 h at rt.

electrophiles including isocyanates and alkenyl halides (**24**, **25**) have been embedded within the substrates, although the efficiency is not ideal in these cases.

To explore the generality of this transformation further, a variety of structurally diverse tertiary- and secondary alkyltrifluoroborates were investigated using the developed conditions. Thanks to the development of powerful synthetic methods, tertiary boronate esters⁹ are quite readily available from diverse feedstocks including carboxylic acids, alkenes, alkyl halides, and ketones.¹⁰ As demonstrated in Fig. 5, ester-, nitrile-, ketone-, alkene-, and even hydroxyl-containing trifluoroborates were



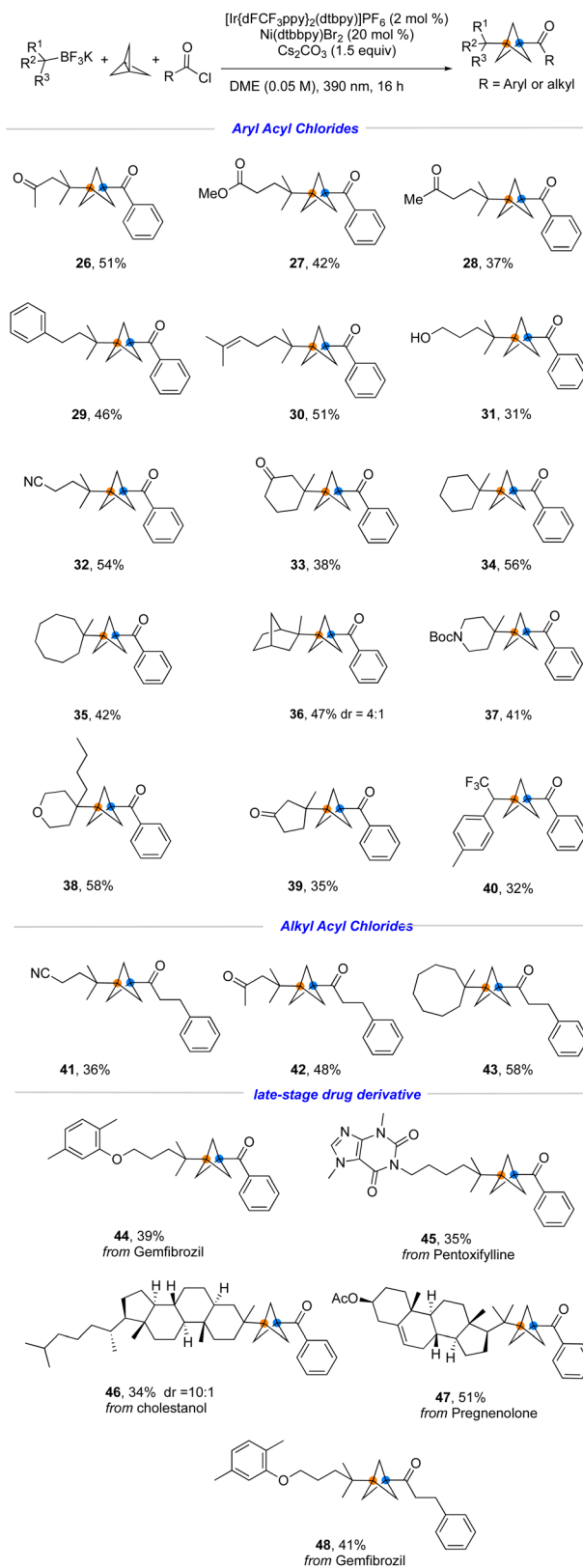


Fig. 5 Scope of aliphatic- and aromatic acyl chloride substrates. Reaction conditions: acyl chlorides (0.30 mmol, 1.0 equiv.), [1.1.1] propellane (0.90 mmol, 3.0 equiv.), alkyltrifluoroborates (0.45 mmol, 1.5 equiv.), [Ir(dFCF₃ppy)₂dtbbpy]PF₆ (2 mol%, 0.006 mmol), Ni(dtbbpy)Br₂ (20 mol%, 0.06 mmol), Cs₂CO₃ (1.5 equiv., 0.45 mmol), DME (0.05 M), irradiating with purple Kessil irradiation (λ_{max} = 390 nm) for 16 h at rt.

incorporated into the established protocol (26–32). These sensitive functional groups would be difficult to integrate within previously reported synthetic methods, especially those using metal reagents as the coupling partner. Additionally, alkyltrifluoroborates possessing various ring sizes reacted smoothly to afford the coupled products (33–39). Interestingly, the secondary radical derived from a benzyltrifluoromethyl-substituted alkyltrifluoroborate was engaged in this MCR process (40), with no evidence for formation of the two-component product. Aliphatic acyl chlorides were also tested and found to be compatible with the reaction conditions, affording the corresponding products 41–43. Finally, we applied this method to the late-stage modification of drug-like molecules. Several alkyltrifluoroborate-containing natural products and drug scaffolds were incorporated under the standard conditions to afford the desired products in moderate to good yields (44–48), demonstrating the applicability of the developed method in complex molecular settings.

Although the established one-step, three-component radical coupling enabled by nickel/photoredox dual catalysis provides an efficient method for rapid construction of disubstituted BCP ketones, this protocol was only applicable to tertiary radicals or a specific secondary radical that limits its generality. To resolve this issue, we examined the feasibility of incorporating a substituent on the carbon adjacent to the BF₃K group that would serve as a versatile surrogate group. As an example, if a Bpin group was installed into this position, it could be proto-

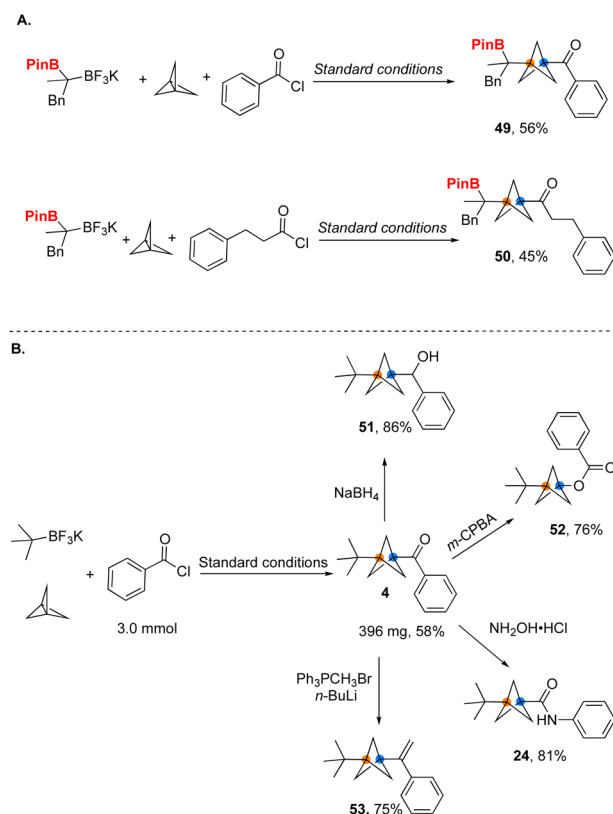


Fig. 6 (A) the Synthesis of β-Bpin-substituted BCP ketones. (B) Further transformations.



deborylated or even further manipulated in downstream transformations, greatly expanding the scope of the overall process. The Masarwa group reported a method for the desymmetrization of gem-diborylalkanes,¹¹ allowing ready access to the requisite trifluoroborates. Gratifyingly, when the desymmetrized 1,1-dibora substrate was subjected to the developed reaction conditions with an aromatic- and aliphatic acyl chloride, the desired products **49** and **50** were formed in good yield (Fig. 6A).

Ketones have long been used as important intermediates to provide access to other functional groups. We have utilized the efficient access to BCP ketones provided by the method developed herein to demonstrate their conversion into a variety of diverse BCP substructures, including carboxylates and amides through classical functional group interconversions (Fig. 6). Considering the lack of efficient methods for synthesis of such building blocks, the current protocol takes on added significance. Reduction of ketones with NaBH₄ produces the

corresponding secondary alcohol **51** with a good yield. By using a Baeyer–Villiger oxidation, the corresponding BCP carboxylate **52** was formed. Alternatively, the ketone was further transformed into BCP amide **24** *via* a Beckmann rearrangement. Finally, a BCP ketone was used to generate the corresponding alkene in 75% yield through a Wittig olefination.

To gain insights into the reaction mechanism, we conducted a series of control experiments. First, competition experiments demonstrated that a tertiary radical participates in the three-component reaction exclusively, while a secondary radical was only involved in the classical cross-coupling reaction (Fig. 7A). TEMPO trapping experiments showed that the reaction was completely suppressed in the presence of this reagent, and only TEMPO adducts **56** derived from the radical precursors were observed (Fig. 7B). The reaction of the alkyltrifluoroborate generated from verbenone under the standard conditions afforded ring-opened product **58** (Fig. 7C).¹² Therefore, the radical nature of the MCR process was confirmed. Based on these results and previous reports,¹⁰ a plausible reaction mechanism for this dual nickel/photoredox catalyzed three-component cross-coupling is depicted in Fig. 7D. Initially, under light irradiation, the photocatalyst is excited to provide *Ir(III). The alkyltrifluoroborates reductively quench the excited photocatalyst *Ir(III) to generate tertiary alkyl radical V. Because the metal–carbon bond between the nickel center and tertiary alkyl group is quite fragile, the acyclic tertiary radical favorably dissociates from the Ni(III) center to form free alkyl tertiary radicals.¹³ Tertiary alkyl radical V undergoes irreversible radical addition to [1.1.1]propellane, leading to BCP radical VI, which is then trapped by Ni(0), forming an alkyl Ni(I) species VIII. Subsequently, VIII undergoes rapid oxidative addition with acyl chlorides. Alternatively, as shown in blue, BCP radical VI can also be captured by Ni(II) oxidative addition complex IX. Both pathways lead to Ni(III) complex X, which subsequently undergoes rapid and productive C–C bond formation to yield the BCP ketone products.

In conclusion, the multi-component radical cross-coupling reaction involving [1.1.1]propellane reported herein enables rapid access to a diverse array of disubstituted BCP ketones and offers an expedient alternative to traditional routes for the synthesis of BCP ketones *via* pre-functionalization of [1.1.1]propellane. The method exhibits several advantages over previously reported routes, including excellent chemoselectivity, mild reaction conditions, and good functional group tolerance. Importantly, the usefulness of this method is further boosted by installing boronate esters (Bpin) at the carbon adjacent to the BCP substructure, which in principle could be protodeborylated or even further manipulated in downstream transformations. Overall, the reaction described herein enables access to unprecedented BCP structures of interest to the organic chemistry synthetic community, especially in the drug discovery sector.

Data availability

The ESI† includes all experimental details, including optimization of the synthetic method, synthesis and characterization

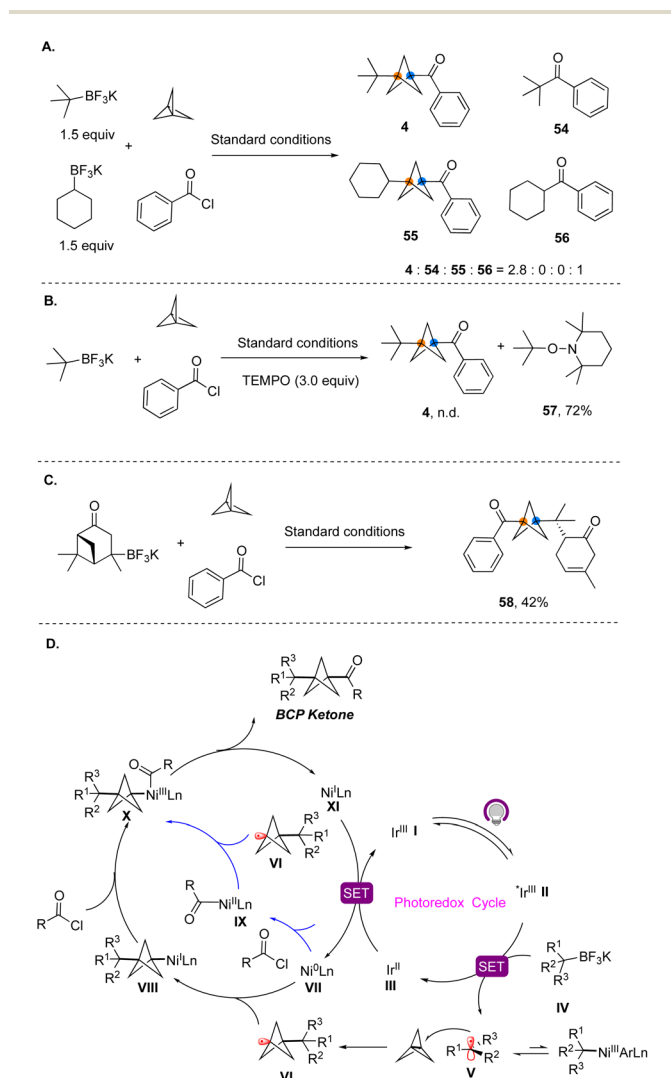


Fig. 7 Mechanistic study. (A) Secondary *versus* tertiary radical competition (the ratio was determined by GC–MS analysis). (B) Radical-trapping experiment. (C) Radical ring-opening reaction. (D) Proposed mechanism.



of all starting materials and products reported in this study, and mechanistic studies. NMR spectra of all products reported are included as well.

Author contributions

Weichen Huang conceived the chemistry and carried out the experiments under the guidance and mentorship of Professor Molander and Dr Keess. The manuscript was written through contributions of all authors. All authors have given approval to the final version of the manuscript.

Conflicts of interest

The authors declare no competing financial interest.

Acknowledgements

The authors thank Dr Charles W. Ross, III (University of Pennsylvania) for obtaining HRMS data. We acknowledge Kessil Lighting for lights used in this study. The authors are grateful for the financial support from NIH General Medical Sciences (R35 GM 131680 to G. M.). An SIOC fellowship to W. H. from the Shanghai Institute of Organic Chemistry (CAS) is also gratefully acknowledged. Financial support for this research was also provided in part by AbbVie. The NSF Major Research Instrumentation Program (award NSF CHE-1827457), the NIH supplements awards 3R01GM118510-03S1 and 3R01GM087605-06S1, as well as the Vagelos Institute for Energy Science and Technology, supported the purchase of the NMRs used in this study.

References

- (a) M. R. Bauer, P. Di Fruscia, S. C. C. Lucas, I. N. Michaelides, J. E. Nelson, R. I. Storer and B. C. Whitehurst, *RSC Med. Chem.*, 2021, **12**, 448–471; (b) F. Lovering, J. Bikker and C. Humblet, *J. Med. Chem.*, 2009, **52**, 6752–6756; (c) P. K. Mykhailiuk, *Org. Biomol. Chem.*, 2019, **17**, 2839–2849; (d) F. Lovering, *MedChemComm*, 2013, **4**, 515–519.
- (a) A. F. Stepan, C. Subrama-nyam, I. V. Efremov, J. K. Dutra, T. J. O'Sullivan, K. J. DiRico, W. S. McDonald, A. Won, P. H. Dorff, C. E. Nolan, S. L. Becker, L. R. Pustilnik, D. R. Riddell, G. W. Kauffman, B. L. Kormos, L. Zhang, Y. Lu, S. H. Capetta, M. E. Green, K. Karki, E. Sibley, K. P. Atchison, A. J. Hallgren, C. E. Oborski, A. E. Robshaw, B. Sneed and C. J. O'Donnell, *J. Med. Chem.*, 2012, **55**, 3414–3442; (b) M. V. Westphal, B. T. Wolfstadter, J.-M. Plancher, J. Gatfield and E. M. Carreira, *ChemMedChem*, 2015, **10**, 461–469; (c) N. D. Measom, K. D. Down, D. J. Hirst, C. Jamieson, E. S. Manas, V. K. Patel and D. O. Somers, *ACS Med. Chem. Lett.*, 2017, **8**, 43–48.
- (a) K. K. Koh, S. H. Han, M. J. Quon, J. Y. Ahn and E. K. Shin, *Diabetes Care*, 2005, **28**, 1419–1424; (b) M. Kurth, C. Adler, M. S. Hilaire, C. Singer, C. Waters, P. LeWitt, D. Chernik, E. Dorflinger and K. Yoo, *Neurology*, 1997, **48**, 81–87; (c) M. W. Walter, *Nat. Prod. Rep.*, 2002, **19**, 278–291.
- For selected reviews of BCP synthesis, see:(a) J. Kanazawa and M. Uchiyama, *Synlett*, 2019, **30**, 1–11; (b) X. Ma and L. N. Pham, *Asian J. Org. Chem.*, 2020, **9**, 8–22; (c) F.-S. He, S. Xie, Y. Yao and J. Wu, *Chin. Chem. Lett.*, 2020, **31**, 3065–3072; (d) J. M. Anderson, N. D. Measom, J. A. Murphy and D. L. Poole, *Angew. Chem., Int. Ed.*, 2021, **60**, 24754–24769.
- Methods reported to access monosubstituted-BCP ketones:(a) K. B. Wiberg and S. T. Waddell, *J. Am. Chem. Soc.*, 1990, **112**, 2194–2216; (b) N. Trongsirivat, Y. Pu, Y. Nieves-Quinones, R. A. Shelp, M. C. Kozlowski and P. J. Walsh, *Angew. Chem., Int. Ed.*, 2019, **58**, 13416–13420; (c) Q. Li, L. Li, Q. L. Xu and F. Pan, *Org. Lett.*, 2022, **24**, 4292–4297.
- Methods reported to access unsymmetrically 1,3-disubstituted BCP Ketones(a) V. K. Vyas, G. j. Clarkson and M. Wills, *Org. Lett.*, 2021, **23**, 3179–3183; (b) K. Schwärzer, H. Zipse, K. Karaghiosoff and P. Knochel, *Angew. Chem., Int. Ed.*, 2020, **59**, 20235–20241; (c) Y. Suzuki, D. Jimenez-teja, C. Salome and T. Fessard, WO2017157932 A1, Sep 21, 2017; (d) T. Ishii, Y. Kakeno, K. Nagao and H. Ohmiya, *J. Am. Chem. Soc.*, 2019, **141**, 3854–3858; (e) X. Xi, Y. Luo, W. Li, M. Xu, H. Zhao, Y. Chen, S. Zheng, X. Qi and W. Yuan, *Angew. Chem., Int. Ed.*, 2022, **61**, e202114731.
- (a) J. Kanazawa, K. Maeda and M. Uchiyama, *J. Am. Chem. Soc.*, 2017, **139**, 17791–17794; (b) X. Zhang, R. T. Smith, C. Le, S. J. McCarver, B. T. Shireman, N. I. Carruthers and D. W. C. MacMillan, *Nature*, 2020, **580**, 220–226; (c) W. Dong, E. Yen-Pon, L. Li, A. Bhattacharjee, A. Jolit and G. A. Molander, *Nat. Chem.*, 2022, **14**, 1068–1077; (d) W. Huang, S. Keess and G. A. Molander, *J. Am. Chem. Soc.*, 2022, **144**, 12961–12969.
- (a) J. C. Tellis, D. N. Primer and G. A. Molander, *Science*, 2014, **345**, 433–436; (b) J. Amani, E. Sodagar and G. A. Molander, *Org. Lett.*, 2016, **18**, 732–735; (c) J. Amani and G. A. Molander, *J. Org. Chem.*, 2017, **82**, 1856–1863; (d) N. R. Patel, C. B. Kelly, M. Jouffroy and G. A. Molander, *Org. Lett.*, 2016, **18**, 764–767; (e) S. Zheng, D. N. Primer and G. A. Molander, *ACS Catal.*, 2017, **7**, 7957–7961; (f) J. C. Tellis, C. B. Kelly, D. N. Primer, M. Jouffroy, N. R. Patel and G. A. Molander, *Acc. Chem. Res.*, 2016, **49**, 1429–1439.
- (a) J. W. B. Fyfe and A. J. B. Watson, *Chem*, 2017, **3**, 31–55; (b) S. Darses and J.-P. Genet, *Chem. Rev.*, 2008, **108**, 288–325; (c) G. A. Molander, *J. Org. Chem.*, 2015, **80**, 7837–7848; (d) G. A. Molander and L. Jean-Gerard, *Org. React.*, 2012, **79**, 1–316.
- Selected methods reported to access tertiary boronate esters:(a) A. Fawcett, J. Pradeilles, Y. Wang, T. Mutsuga, E. L. Myers and V. K. Aggarwal, *Science*, 2017, **357**, 283–286; (b) C. Li, J. Wang, L. M. Barton, S. Yu, M. Tian, D. S. Peters, M. Kumar, A. W. Yu, K. A. Johnson, A. K. Chatterjee, M. Yan and P. S. Baran, *Science*, 2017, **356**, eaam7355; (c) J. C. Lo, J. Gui, Y. Yabe, C.-M. Pan and P. S. Baran, *Nature*, 2014, **516**, 343–348; (d) G. A. Molander



- and S. A. McKee, *Org. Lett.*, 2011, **13**, 4684–4687; (e) Y. Yang, J. Tsien, A. Ben David, J. M. E. Hughes, R. R. Merchant and T. Qin, *J. Am. Chem. Soc.*, 2021, **143**, 471–480.
- 11 N. Kumar, R. R. Reddy and A. Masarwa, *Chem. - Eur. J.*, 2019, **25**, 8008–8012.
- 12 A. Fernandez-Mateos, P. H. Teijon and R. R. Gonzalez, *Tetrahedron*, 2011, **67**, 9529–9534.
- 13 (a) M. Yuan, Z. Song, S. O. Badir, G. A. Molander and O. Gutierrez, *J. Am. Chem. Soc.*, 2020, **142**, 7225–7234; (b) L. Guo, M. Yuan, Y. Zhang, F. Wang, S. Zhu, O. Gutierrez and L. Chu, *J. Am. Chem. Soc.*, 2020, **142**, 20390–20399; (c) M. W. Campbell, J. S. Compton, C. B. Kelly and G. A. Molander, *J. Am. Chem. Soc.*, 2019, **141**, 20069–20078.

