



Cite this: *Chem. Sci.*, 2022, 13, 13914

All publication charges for this article have been paid for by the Royal Society of Chemistry

Iridium-catalyzed enantioselective alkynylation and kinetic resolution of alkyl allylic alcohols†‡

Jia Guo,^a Hao-Ran Ma,^{ab} Wen-Bin Xiong,^a Luoyi Fan,^a You-Yun Zhou,^{*ad} Henry N. C. Wong^{ib}*^{abc} and Jian-Fang Cui^{id}*^a

Herein, we report an efficient kinetic resolution of alkyl allylic alcohols enabled by an iridium-catalyzed enantioselective alkynylation of alkyl allylic alcohols with potassium alkynyltrifluoroborates. A wide range of chiral 1,4-enynes bearing various functional groups and unreacted enantioenriched allylic alcohols were obtained with excellent enantioselectivities and high kinetic resolution performance (*s*-factor up to 922). Additionally, this method is particularly effective for preparing some useful optically pure alkyl allylic alcohols, such as the key components towards the synthesis of prostaglandins and naturally occurring matsutakeols, which are difficult to access *via* other asymmetric reactions. Mechanistic studies revealed that the efficient kinetic resolution might be due to the significant distinction of the η^2 -coordination between the (*R*)- and (*S*)-allylic alcohols with the iridium/(phosphoramidite, olefin) complex.

Received 1st September 2022
Accepted 27th October 2022

DOI: 10.1039/d2sc04892b

rsc.li/chemical-science

Introduction

1,4-Enynes are important and versatile synthons in chemical synthesis due to the easy elaboration of the alkenyl and alkynyl groups towards the construction of fine chemicals, pharmaceuticals, and natural products.¹ Accordingly, various synthetic approaches to 1,4-enynes have been well developed so far.² In particular, the synthesis of enantioenriched 1,4-enynes *via* transition metal (Cu, Rh and Ir)-catalyzed asymmetric allylic alkynylation of allylic substrates has drawn considerable attention in the past decade (Scheme 1A).^{3–8} In 2011, Hoveyda pioneered the asymmetric allylic alkynylation of allylic phosphates employing Cu-catalysis, but moisture-sensitive pre-activated alkynylaluminum reagents were required as nucleophiles.³ Subsequently, significant progress of Cu-catalyzed asymmetric allylic alkynylation for (*Z*)-allylic phosphates by directly using terminal alkynes as nucleophiles was achieved by Sawamura and Ohmiya in 2013,⁴ leading to moderate product enantioselectivities. In 2018, to expand the chemistry of chiral guanidine,

Tan and Lee developed a Cu/guanidine complex-catalyzed highly enantioselective allylic alkynylation of cyclic allylic bromides with terminal alkynes.⁵ Recently, Li reported an elegant synergistic Rh/Cu-catalyzed regio- and enantioselective allylic alkynylation by direct addition of terminal alkynes to alkyl allylic carbonates under neutral conditions.⁶ On the other hand, chiral phosphoramidite ligands have aptly demonstrated their

^aDepartment of Chemistry, Southern University of Science and Technology, 1088 Xueyuan Blvd., Shenzhen 518055, China. E-mail: cuijf@sustech.edu.cn; hncwong@cuhk.edu.hk; zhouyy@sustech.edu.cn

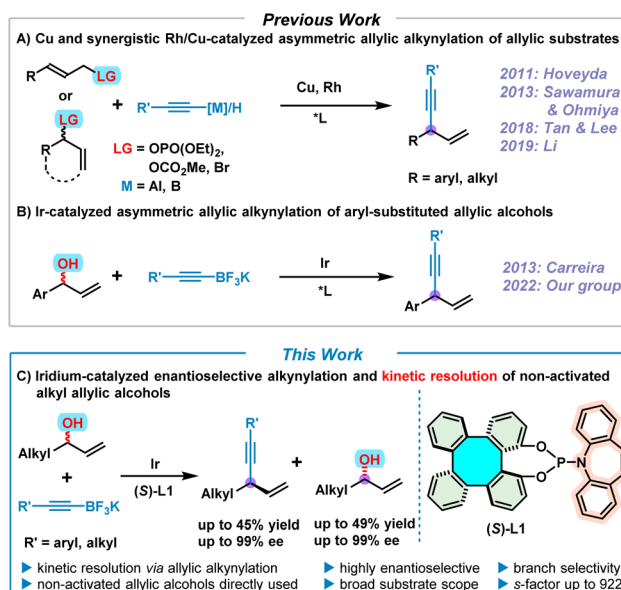
^bSchool of Science and Engineering, The Chinese University of Hong Kong (Shenzhen), 2001 Longxiang Blvd., Shenzhen 518172, China

^cDepartment of Chemistry, The Chinese University of Hong Kong, Shatin, New Territories, Hong Kong SAR, China

^dGuangdong Provincial Key Laboratory of Catalysis, Southern University of Science and Technology, 1088 Xueyuan Blvd., Shenzhen 518055, China

† Dedicated to Professor Keiji Maruoka of Kyoto University on the occasion of his 70th birthday.

‡ Electronic supplementary information (ESI) available. CCDC 2159810. For ESI and crystallographic data in CIF or other electronic format see DOI: <https://doi.org/10.1039/d2sc04892b>



Scheme 1 (A) Cu and synergistic Rh/Cu-catalyzed asymmetric allylic alkynylation of allylic substrates; (B) Ir-catalyzed asymmetric allylic alkynylation of aryl-substituted allylic alcohols; (C) iridium-catalyzed enantioselective alkynylation and kinetic resolution of non-activated alkyl allylic alcohols.

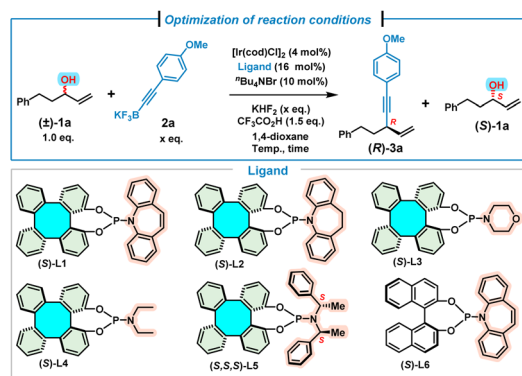


excellent performance in iridium-catalyzed asymmetric allylic substitutions over the past 20 years.⁷ Consequently, in 2013, Carreira utilized [Ir(cod)Cl]₂ and the Carreira-type chiral (phosphoramidite, olefin) ligand as a catalyst, and successfully achieved the synthesis of enantioenriched 1,4-enynes by means of asymmetric alkynylation of non-activated racemic secondary allylic alcohols with potassium alkynyltrifluoroborates, albeit with a limited substrate scope involving only aryl-substituted allylic alcohols (Scheme 1B).⁸ Despite extensive efforts that have been devoted to accessing chiral 1,4-enynes by asymmetric allylic alkynylation, to date, successful examples are still quite rare and in most cases pre-activated allylic substrates are required. Therefore, it is still a challenging and desirable task to perform asymmetric allylic alkynylation reactions by directly employing readily available non-activated allylic alcohols.

Over the years, we have been developing tetraphenylene-derived chiral ligands/catalysts and investigating their applications in asymmetric catalysis.⁹ Amongst these tetraphenylene-

based asymmetric catalysts, enantioenriched 1,16-dihydroxytetraphenylene (**DHTP**) stands out.^{9f-h,10} More recently, our group developed a series of phosphoramidite ligands based on the (*S*)-**DHTP** framework, of which the (*S*)-**DHTP** derived (phosphoramidite, olefin) ligand (*S*)-**L1** exhibited excellent efficiency in the iridium-catalyzed asymmetric allylic alkynylation of allylic alcohols.^{9h} This Ir/(*S*)-**L1**-catalyzed asymmetric allylic alkynylation led to the formation of a variety of 1,4-enynes with high regio- and enantioselectivities. However, both our work and that of Carreira are limited to aryl-substituted allylic alcohols. Iridium-catalyzed asymmetric allylic substitution of alkyl-substituted non-activated allylic alcohols still remains a challenge due to the fact that these reactions usually proceed with moderate regio- and enantio-selectivities,^{7c} although significant developments have been achieved by Krische *via* π -allyliridium-*C,O*-benzoate-catalyzed allylic substitution of alkyl-substituted allylic acetates.¹¹ It is therefore our aim to use alkyl allylic alcohols to expand the scope of this allylic alkynylation, making

Table 1 Optimization of reaction conditions^a



Entry	2a × [eq.]	Ligand	Temp./time [°C]/[h]	(<i>R</i>)-3a	(<i>S</i>)-1a	<i>C</i> [%]	<i>s</i> ^d
				Yield (ee) [%]	Yield (ee) [%]		
1	1.5	(<i>S</i>)- L1	rt/8	28(78)	58(80)	50.6	20
2	1.3	(<i>S</i>)- L1	rt/8	31(86)	51(86)	50.0	37
3	1.2	(<i>S</i>)- L1	rt/8	34(94)	45(96)	50.5	127
4	1.0	(<i>S</i>)- L1	rt/8	34(90)	44(88)	49.4	55
5	0.8	(<i>S</i>)- L1	rt/8	37(52)	43(79)	60.3	7
6	1.2	(<i>S</i>)- L1	0/8	39(95)	43(98)	50.8	180
7 ^b	1.2	(<i>S</i>)- L2	0/8	14(−56)	63(0)	—	—
8 ^b	1.2	(<i>S</i>)- L3	0/8	0(—)	78(0)	—	—
9 ^b	1.2	(<i>S</i>)- L4	0/8	0(—)	99(0)	—	—
10 ^b	1.2	(<i>S,S,S</i>)- L5	0/8	0(—)	96(0)	—	—
11 ^b	1.2	(<i>S</i>)- L6	0/8	36(95)	45(91)	48.9	124
12 ^{b,c}	1.2	(<i>S</i>)- L1	0/8	33(95)	51(86)	47.5	109
13	1.2	(<i>S</i>)- L1	0/9	41(91)	43(90)	49.7	65
14	1.2	(<i>S</i>)- L1	0/10	33(70)	50(71)	50.4	12
15	1.2	(<i>S</i>)- L1	0/6	30(69)	58(79)	53.4	13

^a Reaction conditions: (±)-**1a** (0.4 mmol, 1.0 equiv.), [Ir(cod)Cl]₂ (4 mol%), ligand (16 mol%), KHF₂ (equivalent to **2a**), CF₃CO₂H (1.5 equiv.), ^tBu₄NBr (10 mol%), 1,4-dioxane (0.4 mL). Notes: ^tBu₄NBr acted as a phase transfer catalyst, CF₃CO₂H acted as an activator of the –OH group and KHF₂ acted as a stabilizer of potassium alkynyltrifluoroborates. Yield of the isolated product. ee% was determined by chiral HPLC analysis. ^b Yield was determined by ¹H NMR with 1,3,5-trimethylbenzene as the internal standard. ^c [Ir(cod)Cl]₂ (2 mol%), ligand (8 mol%). ^d Selectivity factor (*s*) = ln[(1 – *C*)(1 – ee_s)]/ln[(1 – *C*)(1 + ee_s)], conversion (*C*) = ee_s/(ee_s + ee_p).¹² “—”: without testing.



use of our Ir(*S*)-**L1** catalyst system. Herein, we report an efficient iridium-catalyzed enantioselective alkyne alkylation and kinetic resolution^{7p,12} of non-activated alkyl allylic alcohols, providing both 1,4-enynes and unreacted enantioenriched alkyl allylic alcohols with high enantioselectivities (Scheme 1C).

Results and discussion

We commenced our investigation by allowing the reaction to proceed between a racemic alkyl allylic alcohol (\pm)-**1a** and potassium (4-methoxyphenyl)ethynyl trifluoroborate **2a** under the conditions previously developed for aryl allylic alcohols (Table 1).^{9h} Thus, in the presence of the Ir(*S*)-**L1** catalyst, KHF₂ (1.5 equiv.), CF₃CO₂H (1.5 equiv.) and ⁿBu₄NBr (10 mol%), the treatment of (\pm)-**1a** (0.4 mmol) with **2a** (0.6 mmol, 1.5 equiv.) in 1,4-dioxane (0.4 mL) at room temperature (25 °C) for 8 hours afforded (*R*)-**3a** in 28% yield with 78% ee, while the unreacted (*S*)-**1a** was recovered in 58% yield with 80% ee ($s = 20$, Table 1, entry 1). Preliminary results indicated that kinetic resolution occurred during the reaction.^{7p,12} We then attempted to improve the kinetic resolution performance by reducing the quantity of trifluoroborate **2a** (Table 1, entries 2–5). Gratifyingly, significant improvement was achieved when 1.2 equivalents of **2a** were used, leading to the formation of the alkyne alkylation product (*R*)-**3a** in 34% yield with 94% ee, and (*S*)-**1a** in 45% yield with 96% ee ($s = 127$, Table 1, entry 3). When the reaction was carried out at 0 °C under the above optimal conditions, to our delight, product (*R*)-**3a** and recovered (*S*)-**1a** were obtained in excellent yields and enantioselectivities with the best selectivity factor ($s = 180$, Table 1, entry 6). A variety of (*S*)-**DHTP**-derived phosphoramidite ligands were further examined (Table 1, entries 7–10). In contrast to (*S*)-**L1**, ligand (*S*)-**L2** without an olefin moiety was not effective in this reaction. Product (*R*)-**3a** in 14% yield with –56% ee and racemic **1a** in 63% yield were provided, indicating that no kinetic resolution occurred (Table 1, entry 7). Ligands (*S*)-**L3**, (*S*)-**L4**, and (*S,S,S*)-**L5** failed to promote similar reactions (Table 1, entries 8–10). Moreover, when the Carreira-type (phosphoramidite, olefin) ligand (*S*)-**L6** was used, a slightly lower selectivity factor ($s = 124$) was achieved, as compared with the result of (*S*)-**L1** (Table 1, entry 11). These results indicate that the use of a (phosphoramidite, olefin) ligand is essential for this kinetic resolution/allylic alkylation. Deduction of the loading of [Ir(cod)Cl]₂ and (*S*)-**L1** to 2 mol% and 8 mol%, respectively, led to a lower selectivity factor ($s = 109$, Table 1, entry 12). Finally, we found that both the increase and decrease of reaction time were detrimental to the kinetic resolution performance ($s = 12–65$, Table 1, entries 13–15). The absolute configuration of 1,4-enyne **3a** was assigned to be *R*,^{2k,6} while the configuration of unreacted **1a** was assigned as *S*,^{13,14} by comparison with literature data.

With the optimal conditions established, we next investigated the substrate scope of potassium alkynyltrifluoroborates (Table 2). Thus, a range of aromatic and aliphatic alkynyltrifluoroborates **2** were allowed to react with (\pm)-**1a** to give the corresponding 1,4-enynes (*R*)-**3a–p** and unreacted (*S*)-**1a** in good to excellent kinetic resolution performance (s -factor up to 922). Aromatic alkynyltrifluoroborates **2a–j** bearing either electron-

Table 2 Scope of potassium alkynyltrifluoroborates^a

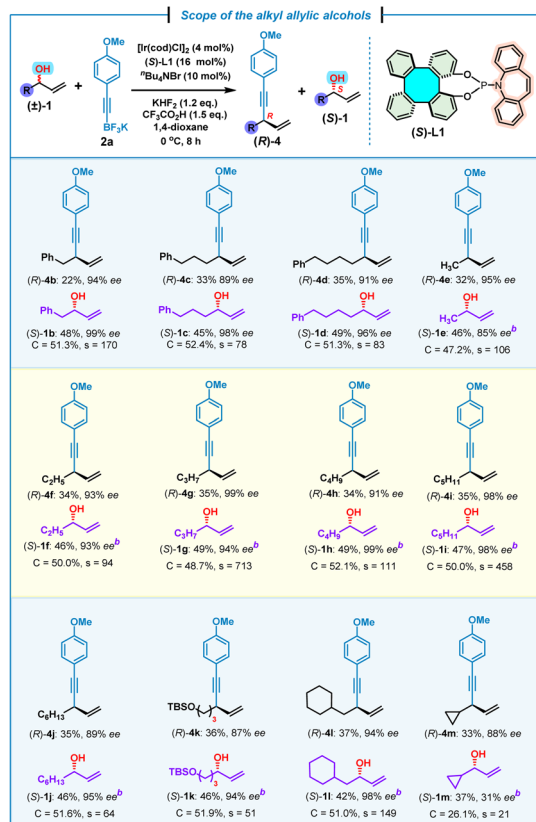
Substrate	(<i>R</i>)- 3 Yield (%)	(<i>R</i>)- 3 ee (%)	(<i>S</i>)- 1a Yield (%)	(<i>S</i>)- 1a ee (%)	s
2a	39%	95%	43%	98%	180
2b	28%	97%	47%	94%	235
2c	35%	92%	44%	93%	82
2d	31%	90%	49%	90%	58
2e	28%	98%	47%	89%	298
2f	45%	96%	48%	97%	207
2g	26%	99%	47%	98%	922
2h	23%	98%	48%	98%	458
2i	28%	99%	44%	96%	790
2j	27%	92%	46%	90%	74
2k	30%	90%	48%	96%	74
2l	25%	98%	49%	98%	226
2m	32%	98%	44%	96%	392
2n	18%	99%	49%	96%	790
2o	26%	97%	49%	98%	303
2p	36%	98%	45%	92%	328

^a Reaction conditions: (\pm)-**1a** (0.4 mmol, 1.0 equiv.), **2** (0.48 mmol, 1.2 equiv.), [Ir(cod)Cl]₂ (4 mol%), (*S*)-**L1** (16 mol%), KHF₂ (1.2 equiv.), CF₃CO₂H (1.5 equiv.), ⁿBu₄NBr (10 mol%), 1,4-dioxane (0.4 mL). Yield of the isolated product. ee% was determined by chiral HPLC analysis. Selectivity factor (s) = $\ln[(1 - C)(1 - ee_s)] / \ln[(1 - C)(1 + ee_s)]$, conversion (C) = $ee_s / (ee_s + ee_p)$.

donating groups (methoxyl and *tert*-butyl) or electron-withdrawing groups (F, Cl, Br and CF₃) on the phenyl ring were applicable reaction partners, affording the corresponding products (*R*)-**3a–j** in good to excellent selectivities ($s = 58–922$), accompanied by unreacted (*S*)-**1a** in high yields (43–49%) and excellent enantioselectivities (90–99% ee). 2-Naphthyl substituted alkynyltrifluoroborate **2k** could also be employed to give (*R*)-**3k** and unreacted (*S*)-**1a**, albeit with a slightly lower selectivity ($s = 74$). A heteroaromatic substrate, such as (3-thienyl)alkynyltrifluoroborate **2l**, was also tolerated, furnishing 1,4-enyne (*R*)-**3l** (25% yield and 96% ee) and unreacted (*S*)-**1a** (49% yield and 98% ee) with an outstanding selectivity factor ($s = 226$). Alternatively, aliphatic alkynyltrifluoroborates with different substituents were also allowed to react under the standard conditions, leading to the corresponding 1,4-enynes (*R*)-**3m–o** and unreacted (*S*)-**1a** with excellent selectivities ($s = 303–790$). It is noteworthy that an aliphatic alkynyltrifluoroborate, bearing a conjugated C–C double bond, also efficiently gave (*R*)-**3p** and (*S*)-**1a** in good yields, as well as excellent enantioselectivities and selectivity ($s = 328$).

Next, the scope of alkyl allylic alcohols (\pm)-**1** was examined by using potassium (4-methoxyphenyl)ethynyl trifluoroborate **2a** as the model substrate (Table 3). Various alkyl allylic alcohols bearing (phenyl)methyl, (phenyl)propyl and (phenyl)butyl groups were all suitable for this kinetic resolution process, affording the corresponding 1,4-enynes (*R*)-**4b–d** and (*S*)-**1b–d** in

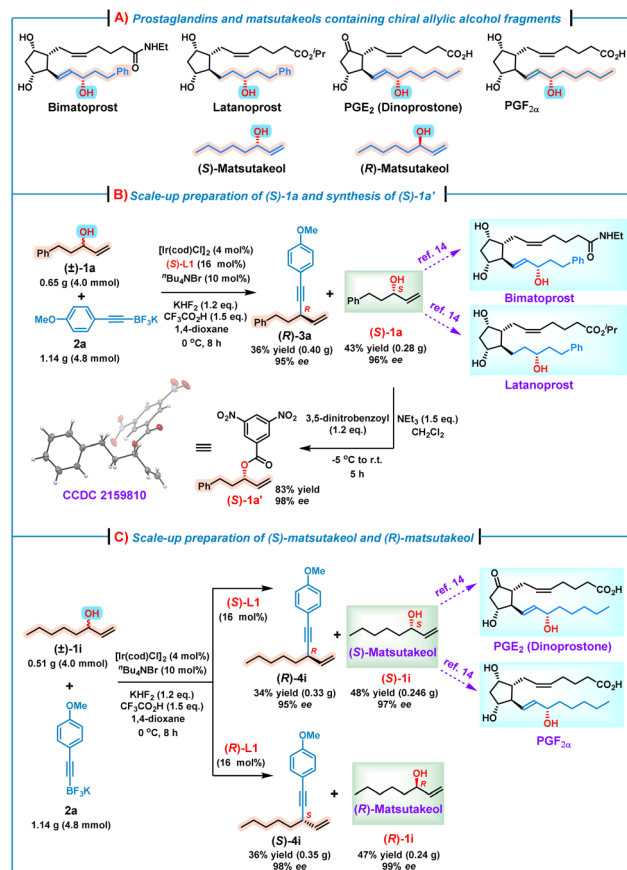


Table 3 Scope of alkyl allylic alcohols^a

^a Reaction conditions: (±)-1 (0.4 mmol, 1.0 equiv.), 2a (0.48 mmol, 1.2 equiv.), [Ir(cod)Cl]₂ (4 mol%), (S)-L1 (16 mol%), KHF₂ (1.2 equiv.), CF₃CO₂H (1.5 equiv.), ⁿBu₄NBr (10 mol%), 1,4-dioxane (0.4 mL). Yield of the isolated product. ee% was determined by chiral HPLC analysis. ^b ee% of (S)-1e–m was determined by chiral HPLC analysis after derivatization (see the ESI). Selectivity factor (*s*) = ln[(1 - C)(1 - ee_s)]/ln[(1 - C)(1 + ee_s)], conversion (C) = ee_s/(ee_s + ee_p). TBS = *tert*-butyldimethylsilyl.

good yields and high enantioselectivities (*s* = 83–170). Methyl-, ethyl-, propyl-, butyl-, pentyl- and hexyl-substituted chiral 1,4-enynes (R)-4e–j were also obtained successfully together with (S)-1e–j with good to excellent kinetic resolution performance factors (*s* = 64–713). An allylic alcohol bearing a *tert*-butyldimethylsilyl (TBS)-protected terminal hydroxyl group at the alkyl was found to be compatible with this kinetic resolution/allylic alkylation, affording 1,4-enyne (R)-4k and (S)-1k in comparable yields and enantioselectivities, but with a moderate selectivity of 51. In addition, a β-cyclohexyl-substituted allylic alcohol was also proved to be suitable with this reaction, leading to the expected (R)-4l and (S)-1l in a high kinetic resolution selectivity (*s* = 149). It was uncovered that a more sterically hindered cyclopropyl-substituted allylic alcohol led to the corresponding (R)-4m and (S)-1m with a relatively low kinetic resolution performance (*s* = 21), which pointed to the significant steric hindrance effect for this kinetic resolution/allylic alkylation.

It is well known that chiral alkyl allylic alcohol fragments are important structural motifs prevalent in many bioactive natural



Scheme 2 The scale-up reactions and synthetic utilities of this kinetic resolution/allylic alkylation.

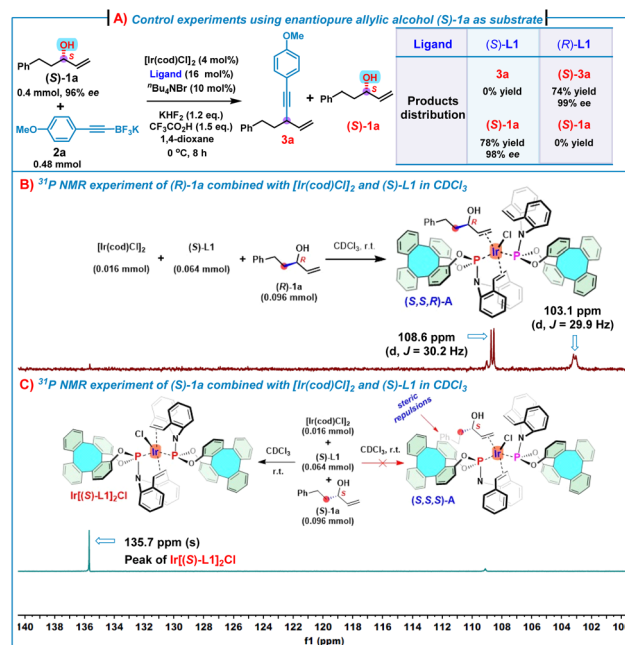
products and pharmaceutical molecules, such as prostaglandins and their analogs¹⁴ as well as matsutakeols¹⁵ (Scheme 2A). To demonstrate the synthetic utilities of this kinetic resolution process, several scale-up reactions for preparing some useful optically pure alkyl allylic alcohols were conducted. For example, (S)-1a is the key synthon for the asymmetric synthesis of bimatoprost and latanoprost.¹⁴ Thus, a scale-up reaction of (±)-1a (4.0 mmol) and 2a (4.8 mmol) was performed under the standard conditions, affording (S)-1a in 43% yield (0.28 g) with 96% ee. Subsequently, on treatment of the obtained (S)-1a with 3,5-dinitrobenzoyl chloride in the presence of Et₃N,^{15a} (S)-1a' as a white solid was obtained, and the absolute configuration (S) was further confirmed by an X-ray crystallographic analysis (Scheme 2B).¹⁶ Alcohol (S)-1i, also named (S)-matsutakeol,^{15b,c} is the key synthon of prostaglandins PGE₂ and PGF_{2α}.¹⁴ Likewise, a scale-up preparation by treatment of (±)-1i (4.0 mmol) with 2a (4.8 mmol) under the standard conditions afforded (S)-1i in 48% yield (0.246 g) with an excellent enantioselectivity (97% ee) (Scheme 2C). In addition, (R)-matsutakeol is the major flavor substance that occurs naturally in matsutake and has a stronger mushroom smell than (S)-matsutakeol.^{15a,b} Although remarkable progress has been made in the synthesis of (R)-matsutakeol,^{15d-f} the development of a concise and scalable synthetic route to (R)-matsutakeol is still required. We were delighted to find that the use of (R)-L1 instead of (S)-L1 under



the standard conditions led to the reaction between (\pm)-**1i** (4.0 mmol) and **2a** (4.8 mmol), affording successfully (*R*)-matsutakeol [(*R*)-**1i**] in 47% yield with 99% ee. These results indicate that our methodology indeed offers an efficient route to valuable optically pure alkyl allylic alcohols, which are otherwise difficult to access *via* other asymmetric methods.

To further demonstrate the synthetic utilities of the accessible enantiopure allylic alcohols, synthetic transformations of enantiopure (*S*)-**1a** (98% ee) were investigated (Scheme 3). In the presence of PPh₃ and diethyl azodicarboxylate, (*S*)-**1a** could undergo a Mitsunobu reaction with *N*-hydroxyphthalimide, giving (*R*)-**5** in 84% yield with 99% ee.¹⁷ In addition, treatment of (*S*)-**1a** with trichloroacetyl isocyanate followed by hydrolysis furnished carbamate (*S*)-**6** in 86% yield with >99% ee.¹⁸ Moreover, the double bond of (*S*)-**1a** could be converted to a cyclopropyl group *via* the Simmons–Smith reaction, affording (*S*)-**7** in 85% yield with 99% ee.^{17b,19} Finally, hydrogenation of the alkene moiety of (*S*)-**1a** on Pd/C by using H₂ (1.0 atm balloon) gave an enantiopure dialkyl alcohol (*R*)-**8** in 98% yield with 99% ee.²⁰

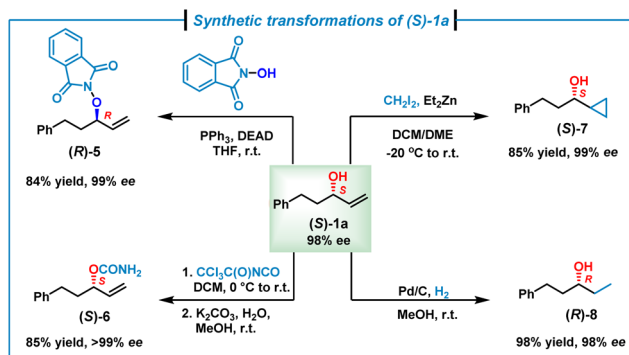
To obtain an insight into the mechanism, several control experiments and ³¹P NMR experiments were conducted (Scheme 4). First, in the presence of (*S*)-**L1**, treatment of substrate (*S*)-**1a** (96% ee) with **2a** under the standard conditions gave (*S*)-**1a** in 78% yield with 98% ee, while only a trace of alkylation product **3a** was observed. For comparison, the use of (*R*)-**L1** as the chiral ligand triggered the reaction between (*S*)-**1a** (96% ee) and **2a** under the standard conditions to generate (*S*)-**3a** in 74% yield with 99% ee by consuming all (*S*)-**1a** (Scheme 4A). These results suggest that (*S*)-**1a** mismatched with the Ir/(*S*)-**L1** catalyst system, leading to no alkylation product **3a** and (*S*)-**1a** was recovered. In contrast, (*S*)-**1a** matched with the Ir/(*R*)-**L1** catalyst system to allow for the reaction of all (*S*)-**1a** to afford 1,4-enyne (*S*)-**3a** in a high yield and an excellent enantioselectivity. In addition, mixing of (*R*)-**1a** (0.096 mmol) with [Ir(cod)Cl]₂ (0.016 mmol) and (*S*)-**L1** (0.064 mmol) in CDCl₃ produced an (η^2 -allylic alcohol)iridium(i) complex (*S,S,R*)-**A**, which was evidenced by ³¹P NMR spectroscopy (Scheme 4B). As shown in Scheme 3B, two doublets at $\delta = 108.6$ (²*J*_{P-P} = 30.2 Hz) and 103.1 ppm (²*J*_{P-P} = 29.9 Hz) indicate two non-equivalent phosphorus donors at the iridium center. For comparison, the ³¹P NMR



Scheme 4 Control experiments and NMR experiments for mechanistic studies.

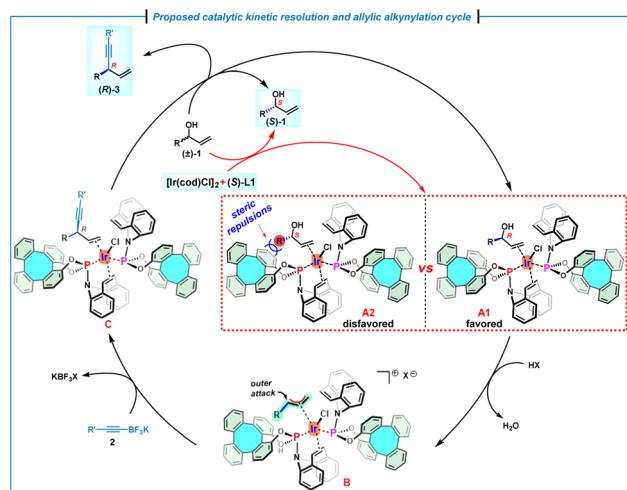
chemical shift of (*S*)-**L1** is $\delta = 134.8$ ppm and the ³¹P NMR spectrum of the complex Ir[(*S*)-**L1**]₂Cl shows only a singlet at $\delta = 135.6$ ppm (see ESI†, Fig. S9†). These features strongly suggest that the complex (*S,S,R*)-**A** consists of two (*S*)-**L1** coordinated to one iridium center, of which one (*S*)-**L1** coordinated in a *P*, olefin-bidentate fashion and the other (*S*)-**L1** acted as a *P*-monodentate ligand, while the allylic alcohol coordinated with iridium in an η^2 -fashion *via* the olefin motif.^{7h} Nonetheless, treatment of (*S*)-**1a** (0.096 mmol) with [Ir(cod)Cl]₂ (0.016 mmol) and (*S*)-**L1** (0.064 mmol) under the same conditions did not lead to the formation of the expected (η^2 -allylic alcohol)iridium(i) complex (*S,S,S*)-**A** (Scheme 4C), while the ³¹P NMR spectrum (only one singlet at $\delta = 135.7$ ppm) and HRMS (ESI) ([*M*-Cl]⁺ *m/z* = 1307.2744) analyses indicate that the complex Ir[(*S*)-**L1**]₂Cl was formed.

On the basis of the experimental results and mechanistic studies on the iridium/(phosphoramidite, olefin) complexes,^{7h} a plausible catalytic reaction cycle was proposed (Scheme 5). In principle, on mixing of the allylic alcohol (\pm)-**1** with [Ir(cod)Cl]₂ and (*S*)-**L1**, the η^2 -coordination of the olefin moiety to the iridium center should result in the formation of two diastereomers **A1** and **A2**. However, the coordination of (*R*)-**1** with the chiral Ir/(*S*)-**L1** catalyst likely forms the favored intermediate **A1**, because the intermediate **A2** is disfavored due to the severe steric repulsions between the alkyl moiety of (*S*)-**1** and the phenyl moiety of (*S*)-**L1**. Subsequently, the favorable intermediate **A1** undergoes an acid-promoted oxidative addition to furnish (η^3 -allyl)iridium(iii) species **B**, which leads to olefin-iridium complex **C** through the nucleophilic attack by **2** on the allyl fragment. Finally, a ligand exchange occurs with (*R*)-allylic alcohol to complete the catalytic cycle. As a result, (*R*)-**1** is competitively consumed by an enantioselective allylic



Scheme 3 Synthetic transformations of (*S*)-**1a**. See the ESI† for detailed conditions. DEAD = diethyl azodicarboxylate. DCM = dichloromethane. DME = dimethoxyethane.





Scheme 5 Proposed catalytic kinetic resolution and the allylic alkylation cycle.

alkynylation, allowing an efficient kinetic resolution to generate the alkynylation product (*R*)-3, as well as the unreacted enantioenriched (*S*)-1.

Conclusions

In summary, we have disclosed an efficient method for the kinetic resolution/enantioselective alkynylation of readily available alkyl-substituted non-activated allylic alcohols enabled by an iridium/(phosphoramidite, olefin) catalyst system. A broad range of racemic alkyl allylic alcohols and potassium alkynyltrifluoroborates are compatible under the optimized conditions, affording both chiral 1,4-enynes and unreacted alkyl allylic alcohols with excellent enantiopurities and with an *s*-factor up to 922. In addition, the facile and scalable access towards useful synthons of prostaglandins and their analogs as well as naturally occurring (*R*)- and (*S*)-matsutakeols demonstrated aptly the potential of this kinetic resolution process in asymmetric synthesis. Mechanistic studies by means of control experiments revealed that the origin of enantio-recognition and efficient kinetic resolution might be due to the significant distinction of the η^2 -coordination between the (*R*)- and (*S*)-allylic alcohols with the Ir/(*S*)-L1 complex.

Data availability

All experimental and characterization data, as well as NMR spectra are available in the ESI.† Crystallographic data for compound (*S*)-1a' has been deposited in the Cambridge Crystallographic Data Centre under accession number CCDC 2159810.

Author contributions

J. G. performed the experimental work. H.-R. M., W.-B. X. and L. F. synthesized some starting materials and collected and

analysed the spectroscopic data. J.-F. C., H. N. C. W. and Y.-Y. Z. conceived the project and wrote the manuscript. All authors discussed the results and contributed to the preparation of the final manuscript.

Conflicts of interest

The authors declare no conflict of interest.

Acknowledgements

We acknowledge with thanks financial support from the Research Start-up Fund of Southern University of Science and Technology, Guangdong Provincial Key Laboratory of Catalysis (2020B121201002), the Innovation and Technology Commission (Hong Kong) in the form of subsidy to the State Key Laboratory of Synthetic Chemistry, and the University Development Fund Grants from the Chinese University of Hong Kong (Shenzhen). We thank Dr Xiaoyong Chang for the X-ray crystallographic analysis. H. N. C. W. acknowledges with gratitude his appointment as a Long-term Distinguished Visiting Professor by Southern University of Science and Technology.

Notes and references

- (a) T. P. Heffron and T. F. Jamison, *Org. Lett.*, 2003, **5**, 2339–2342; (b) A. Buzas and F. Gagosz, *J. Am. Chem. Soc.*, 2006, **128**, 12614–12615; (c) B. A. Bhanu Prasad, F. K. Yoshimoto and R. Sarpong, *J. Am. Chem. Soc.*, 2005, **127**, 12468–12469; (d) X. Shi, D. J. Gorin and F. D. Toste, *J. Am. Chem. Soc.*, 2005, **127**, 5802–5803; (e) T. Sato, T. Onuma, I. Nakamura and M. Terada, *Org. Lett.*, 2011, **13**, 4992–4995; (f) D. Vasu, A. Das and R.-S. Liu, *Chem. Commun.*, 2010, **46**, 4115–4117; (g) G. Stork and M. Isobe, *J. Am. Chem. Soc.*, 1975, **97**, 4745–4746; (h) K. Iida and M. Hirma, *J. Am. Chem. Soc.*, 1994, **116**, 10310–10311; (i) V. Hickmann, M. Alcarazo and A. Fürstner, *J. Am. Chem. Soc.*, 2010, **132**, 11042–11044; (j) X.-F. Wei, X.-W. Xie, Y. Shimizu and M. Kanai, *J. Am. Chem. Soc.*, 2017, **139**, 4647–4650; (k) S. Gao, H. Liu, C. Yang, Z. Fu, H. Yao and A. Lin, *Org. Lett.*, 2017, **19**, 4710–4713; (l) Y.-L. Su, L.-L. Li, X.-L. Zhou, Z.-Y. Dai, P.-S. Wang and L.-Z. Gong, *Org. Lett.*, 2018, **20**, 2403–2406; (m) X. Fang, Q. Li, R. Shi, H. Yao and A. Lin, *Org. Lett.*, 2018, **20**, 6084–6088; (n) X.-F. Wei, T. Wakaki, T. Itoh, H.-L. Li, T. Yoshimura, A. Miyazaki, K. Oisaki, M. Hatanaka, Y. Shimizu and M. Kanai, *Chem*, 2019, **5**, 585–599; (o) M. Jacobson, R. E. Redfern, W. A. Jones and M. H. Aldridge, *Science*, 1970, **170**, 542–544.
- (a) Y. Huang, C. Ma, S. Liu, L.-C. Yang, Y. Lan and Y. Zhao, *Chem*, 2021, **7**, 812–826; (b) X.-Y. He and Z.-X. Wang, *Chem. Commun.*, 2021, **57**, 11988–11991; (c) Q. Yang, Y. Zhou, J. Chen, X. He, J. Xu, F. Y. Kwong and B. Fan, *Eur. J. Org. Chem.*, 2015, **2015**, 5330–5333; (d) V. V. Grushin and H. Alper, *J. Org. Chem.*, 1992, **57**, 2188–2192; (e) Y.-X. Li, Q.-Q. Xuan, L. Liu, D. Wang, Y.-J. Chen and C.-J. Li, *J. Am. Chem. Soc.*, 2013, **135**, 12536–12539; (f) P. Xie, Z. Sun, S. Li, L. Zhang, X. Cai, W. Fu, X. Yang, Y. Liu, X. Wo and



- T.-P. Loh, *Org. Lett.*, 2020, **22**, 1599–1604; (g) Q. Wang and Y. Kobayashi, *Tetrahedron Lett.*, 2010, **51**, 5592–5595; (h) Z. Yang, R. K. Kumar, P. Liao, Z. Liu, X. Li and X. Bi, *Chem. Commun.*, 2016, **52**, 5936–5939; (i) S. Mondal, T. Pinkert, C. G. Daniliuc and F. Glorius, *Angew. Chem., Int. Ed.*, 2021, **60**, 5688–5692; (j) H. Li and A. Alexakis, *Angew. Chem., Int. Ed.*, 2012, **51**, 1055–1058; (k) C. P. Grugel and B. Breit, *Org. Lett.*, 2018, **20**, 1066–1069; (l) B. M. Trost, S. Hildbrand and K. Dogra, *J. Am. Chem. Soc.*, 1999, **121**, 10416–10417; (m) M. Shirakura and M. Suginome, *Angew. Chem., Int. Ed.*, 2010, **49**, 3827–3829; (n) S. Okusu, H. Okazaki, E. Tokunaga, V. A. Soloshonok and N. Shibata, *Angew. Chem., Int. Ed.*, 2016, **55**, 6744–6748; (o) J.-F. Bai, K. Yasumoto, T. Kano and K. Maruoka, *Angew. Chem., Int. Ed.*, 2019, **58**, 8898–8901.
- 3 J. A. Dabrowski, F. Gao and A. H. Hoveyda, *J. Am. Chem. Soc.*, 2011, **133**, 4778–4781.
- 4 (a) Y. Makida, Y. Takayama, H. Ohmiya and M. Sawamura, *Angew. Chem., Int. Ed.*, 2013, **52**, 5350–5354; (b) A. Harada, Y. Makida, T. Sato, H. Ohmiya and M. Sawamura, *J. Am. Chem. Soc.*, 2014, **136**, 13932–13939.
- 5 X.-Y. Cui, Y. Ge, S. M. Tan, H. Jiang, D. Tan, Y. Lu, R. Lee and C.-H. Tan, *J. Am. Chem. Soc.*, 2018, **140**, 8448–8455.
- 6 W.-Y. Huang, C.-H. Lu, S. Ghorai, B. Li and C. Li, *J. Am. Chem. Soc.*, 2020, **142**, 15276–15281.
- 7 (a) J. F. Hartwig and L. M. Stanley, *Acc. Chem. Res.*, 2010, **43**, 1461–1475; (b) J. Qu and G. Helmchen, *Acc. Chem. Res.*, 2017, **50**, 2539–2555; (c) Q. Cheng, H.-F. Tu, C. Zheng, J.-P. Qu, G. Helmchen and S.-L. You, *Chem. Rev.*, 2019, **119**, 1855–1969; (d) S. L. Rössler, D. A. Petrone and E. M. Carreira, *Acc. Chem. Res.*, 2019, **52**, 2657–2672; (e) Z. Lu and S. Ma, *Angew. Chem., Int. Ed.*, 2008, **47**, 258–297; (f) Y.-N. Yu and M.-H. Xu, *Chin. J. Chem.*, 2017, **75**, 655–670; (g) H.-F. Tu, P. Yang, Z.-H. Lin, C. Zheng and S.-L. You, *Nat. Chem.*, 2020, **12**, 838–844; (h) S. L. Rössler, S. Krautwald and E. M. Carreira, *J. Am. Chem. Soc.*, 2017, **139**, 3603–3606; (i) C. Defieber, M. A. Ariger, P. Moriel and E. M. Carreira, *Angew. Chem., Int. Ed.*, 2007, **46**, 3139–3143; (j) T. Ohmura and J. F. Hartwig, *J. Am. Chem. Soc.*, 2002, **124**, 15164–15165; (k) Z.-T. He and J. F. Hartwig, *Nat. Chem.*, 2019, **11**, 177–183; (l) X. Jiang and J. F. Hartwig, *Angew. Chem., Int. Ed.*, 2017, **56**, 8887–8891; (m) G. Lipowsky, N. Miller and G. Helmchen, *Angew. Chem., Int. Ed.*, 2004, **43**, 4595–4597; (n) M. Gärtner, S. Mader, K. Seehafer and G. Helmchen, *J. Am. Chem. Soc.*, 2011, **133**, 2072–2075; (o) J. Y. Hamilton, N. Hauser, D. Sarlah and E. M. Carreira, *Angew. Chem., Int. Ed.*, 2014, **53**, 10759–10762; (p) T. Sandmeier and E. M. Carreira, *Angew. Chem., Int. Ed.*, 2021, **60**, 9913–9918; (q) S. Singha, E. Serrano, S. Mondal, C. G. Daniliuc and F. Glorius, *Nat. Catal.*, 2020, **3**, 48–54; (r) R. Jiang, L. Ding, C. Zheng and S.-L. You, *Science*, 2021, **371**, 380–386; (s) Q.-F. Wu, C. Zheng, C.-X. Zhuo and S.-L. You, *Chem. Sci.*, 2016, **7**, 4453–4459; (t) Q.-L. Xu, L.-X. Dai and S.-L. You, *Chem. Sci.*, 2013, **4**, 97–102; (u) X. Zhang, W.-B. Liu, H.-F. Tu and S.-L. You, *Chem. Sci.*, 2015, **6**, 4525–4529.
- 8 J. Y. Hamilton, D. Sarlah and E. M. Carreira, *Angew. Chem., Int. Ed.*, 2013, **52**, 7532–7535.
- 9 (a) J.-W. Han, J.-X. Chen, X. Li, X.-S. Peng and H. N. C. Wong, *Synlett*, 2013, **24**, 2188–2198; (b) J.-W. Han, X. Li and H. N. C. Wong, *Chem. Rec.*, 2015, **15**, 107–131; (c) J.-W. Han, X.-S. Peng and H. N. C. Wong, *Natl. Sci. Rev.*, 2017, **4**, 892–916; (d) H.-Y. Peng, C.-K. Lam, T. C. W. Mak, Z. Cai, W.-T. Ma, Y.-X. Li and H. N. C. Wong, *J. Am. Chem. Soc.*, 2005, **127**, 9603–9611; (e) C.-K. Hau, H. He, A. W. M. Lee, D. T. W. Chik, Z. Cai and H. N. C. Wong, *Tetrahedron*, 2010, **66**, 9860–9874; (f) G.-L. Chai, J.-W. Han and H. N. C. Wong, *Synthesis*, 2017, **49**, 181–187; (g) G.-L. Chai, A. Q. Sun, D. Zhai, J. Wang, W.-Q. Deng, H. N. C. Wong and J. Chang, *Org. Lett.*, 2019, **21**, 5040–5045; (h) J. Guo, W.-B. Xiong, H.-R. Ma, L. Fan, Y.-Y. Zhou, H. N. C. Wong and J.-F. Cui, *Chem. Sci.*, 2022, **13**, 4608–4615.
- 10 (a) G.-L. Chai, B. Zhu and J. Chang, *J. Org. Chem.*, 2019, **84**, 120–127; (b) G.-L. Chai, Y. Qiao, P. Zhang, R. Guo, J. Wang and J. Chang, *Org. Lett.*, 2020, **22**, 8023–8027; (c) J.-F. Wen, W. Hong, K. Yuan, T. C. W. Mak and H. N. C. Wong, *J. Org. Chem.*, 2003, **68**, 8918–8931; (d) J.-F. Cui, H. Huang and H. N. C. Wong, *Synlett*, 2011, **2011**, 1018–1022; (e) P. Zhang, G.-L. Chai, E.-Z. Yao, L.-X. Guo, X.-Y. Liu and J. Chang, *Org. Chem. Front.*, 2021, **8**, 1575–1580; (f) E.-Z. Yao, G.-L. Chai, P. Zhang, B. Zhu and J. Chang, *Org. Chem. Front.*, 2022, **9**, 2375–2381.
- 11 (a) A. T. Meza, T. Wurm, L. Smith, S. W. Kim, J. R. Zbieg, C. E. Stivala and M. J. Krische, *J. Am. Chem. Soc.*, 2018, **140**, 1275–1279; (b) S. W. Kim, T. T. Schempp, J. R. Zbieg, C. E. Stivala and M. J. Krische, *Angew. Chem., Int. Ed.*, 2019, **58**, 7762–7766; (c) W.-O. Jung, B. K. Mai, B. J. Spinello, Z. J. Dubey, S. W. Kim, C. E. Stivala, J. R. Zbieg, P. Liu and M. J. Krische, *J. Am. Chem. Soc.*, 2021, **143**, 9343–9349.
- 12 (a) E. Vedejs and M. Jure, *Angew. Chem., Int. Ed.*, 2005, **44**, 3974–4001; (b) H. Pellissier, in *Separation of Enantiomers*, ed. M. Todd, 2014, ch. 3, pp. 75–122, DOI: [10.1002/9783527650880.ch3](https://doi.org/10.1002/9783527650880.ch3); (c) V. S. Martin, S. S. Woodard, T. Katsuki, Y. Yamada, M. Ikeda and K. B. Sharpless, *J. Am. Chem. Soc.*, 1981, **103**, 6237–6240; (d) M. Y. Jin, Y. Zhou, D. Xiao, Y. You, Q. Zhen, G. Tao, P. Yu and X. Xing, *Angew. Chem., Int. Ed.*, 2022, **61**, e202112993; (e) H. Wu, C. Margarita, J. Jongcharoenkamol, M. D. Nolan, T. Singh and P. G. Andersson, *Chem. Sci.*, 2021, **12**, 1937–1943; (f) C.-H. Zhang, Q. Gao, M. Li, J.-F. Wang, C.-M. Yu and B. Mao, *Org. Lett.*, 2021, **23**, 3949–3954; (g) T. Sandmeier and E. M. Carreira, *Org. Lett.*, 2021, **23**, 2643–2647; (h) Y. Liu, S. Liu, D. Li, N. Zhang, L. Peng, J. Ao, C. E. Song, Y. Lan and H. Yan, *J. Am. Chem. Soc.*, 2019, **141**, 1150–1159; (i) F. Severin, G. M. Fusi, C. Wartmann, J.-M. Neudörfel and A. Berkessel, *Angew. Chem., Int. Ed.*, 2022, **61**, e202201790.
- 13 N. Kanbayashi and K. Onitsuka, *Angew. Chem., Int. Ed.*, 2011, **50**, 5197–5199.
- 14 F. Zhang, J. Zeng, M. Gao, L. Wang, G.-Q. Chen, Y. Lu and X. Zhang, *Nat. Chem.*, 2021, **13**, 692–697.
- 15 (a) J. Liu, H. Li, C. Zheng, S. Lu, X. Guo, X. Yin, R. Na, B. Yu and M. Wang, *Molecules*, 2017, **22**, 364; (b) W. H. Lee, I. H. Bae, B. M. Kim and Y.-B. Seu, *Bull. Korean Chem. Soc.*,



- 2016, **37**, 1910–1911; (c) R. K. Rej, R. Kumar and S. Nanda, *Tetrahedron*, 2015, **71**, 3185–3194; (d) S. Kusuda, Y. Ueno and T. Toru, *Tetrahedron*, 1994, **50**, 1045–1062; (e) F. R. Bisogno, A. Rioz-Martínez, C. Rodríguez, I. Lavandera, G. de Gonzalo, D. E. Torres Pazmiño, M. W. Fraaije and V. Gotor, *ChemCatChem*, 2010, **2**, 946–949; (f) R. K. Rej and S. Nanda, *Eur. J. Org. Chem.*, 2014, **2014**, 860–871.
- 16 CCDC 2159810 contains the supplementary crystallographic data of (S)-**1a'** for this paper.‡
- 17 (a) J. Chen, H.-M. Guo, Q.-Q. Zhao, J.-R. Chen and W.-J. Xiao, *Chem. Commun.*, 2018, **54**, 6780–6783; (b) Z. Liu and B. Breit, *Org. Lett.*, 2018, **20**, 300–303.
- 18 (a) D. C. Ramb, L. Kost and G. Haufe, *Chimia*, 2014, **68**, 436–441; (b) T. J. Donohoe, P. D. Johnson, R. J. Pye and M. Keenan, *Org. Lett.*, 2004, **6**, 2583–2585; (c) M. Zhang, X. Zhao and S. Zheng, *Chem. Commun.*, 2014, **50**, 4455–4458.
- 19 R. Larouche-Gauthier, C. J. Fletcher, I. Couto and V. K. Aggarwal, *Chem. Commun.*, 2011, **47**, 12592–12594.
- 20 (a) H. Wang, R. Zhang, Q. Zhang and W. Zi, *J. Am. Chem. Soc.*, 2021, **143**, 10948–10962; (b) S. Lauzon and T. Ollevier, *Chem. Commun.*, 2021, **57**, 11025–11028.

