

Cite this: *Chem. Sci.*, 2022, 13, 5562

All publication charges for this article have been paid for by the Royal Society of Chemistry

Enantioselective construction of *cis*-hydroindole scaffolds via an asymmetric inverse-electron-demand Diels–Alder reaction: application to the formal total synthesis of (+)-minovincine†

Fangqing Zhang,^{ab} Bing-Tao Ren,^b Yuqiao Zhou,^{id c} Yangbin Liu^{*b} and Xiaoming Feng^{id *bc}

cis-Hydroindole scaffolds widely exist in a large number of natural products, pharmaceuticals, and organocatalysts. Therefore, the development of efficient and enantioselective methods for the construction of *cis*-hydroindoles is of great interest and importance. Herein, a novel approach for the enantioselective synthesis of *cis*-hydroindole scaffolds has been realized through a chiral *N,N'*-dioxide/Mg(OTf)₂ complex catalyzed asymmetric inverse-electron-demand Diels–Alder (IEDDA) reaction of 2-pyrone and cyclic enamines. A series of substituted *cis*-hydroindole derivatives bearing multiple contiguous stereocenters and functional groups were obtained in good to excellent yields and enantioselectivities (up to 99% yield, and 95% ee) under mild reaction conditions. Moreover, the enantioselective formal total synthesis of (+)-minovincine was concisely furnished with high efficiency and stereoselectivity to demonstrate the synthetic potential of this method.

Received 13th March 2022

Accepted 14th April 2022

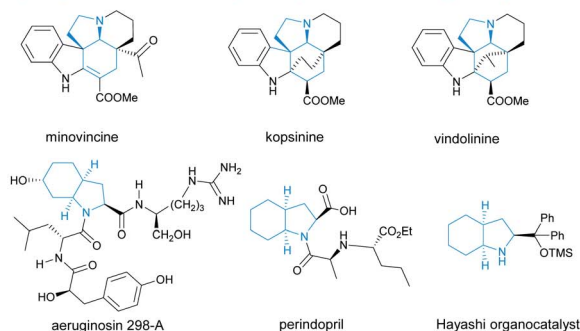
DOI: 10.1039/d2sc01458k

rsc.li/chemical-science

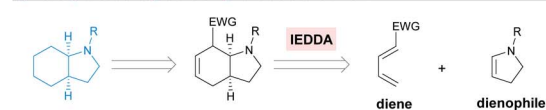
Introduction

Chiral *cis*-hydroindole is a privileged scaffold present in numerous biologically active natural products^{1–8} such as minovincine, kopsinine, vindolinine, and aeruginosin 298-A, pharmaceutical products⁹ such as the antihypertensive drug perindopril, and proline analogue organocatalysts^{10,11} (Scheme 1a). Complex molecular architectures and fascinating biological properties have long motivated the development of synthetic methods towards enantioselective construction of chiral *cis*-hydroindoles.^{12–15} In this context, most strategies for the stereoselective construction of *cis*-hydroindoles are primarily based on using optically active starting materials.^{12,13a,b,13d} In contrast, catalytic asymmetric reactions that rely on the use of readily accessible prochiral substrates to achieve enantioenriched *cis*-hydroindoles are still relatively rare. Mechanistically, these synthetic tactics are largely carried out by asymmetric (aza-) Michael additions.^{13c,14,15} Therefore, the development of a general and novel strategy for concise and efficient

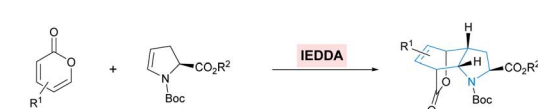
a) *Cis*-hydroindole scaffold in natural products, pharmaceuticals and organocatalysts



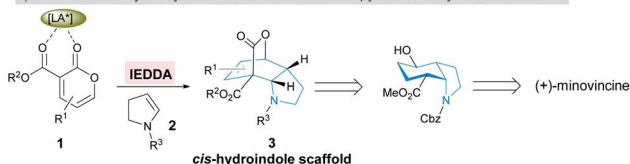
b) Retrosynthetic analysis of *cis*-hydroindole scaffold via IEDDA



c) Diastereoselective IEDDA reaction of 2-pyrone and chiral cyclic enamines (Jiang)



d) This work: catalytic asymmetric IEDDA reaction of 2-pyrone and cyclic enamines



^aState Key Laboratory of Chemical Oncogenomics, Guangdong Provincial Key Laboratory of Chemical Genomics, Peking University Shenzhen Graduate School, Shenzhen, Guangdong, 518055, China

^bShenzhen Bay Laboratory, Shenzhen, 518055, China. E-mail: liuyb@szbl.ac.cn

^cKey Laboratory of Green Chemistry & Technology, Ministry of Education, College of Chemistry, Sichuan University, Chengdu, 610064, China. E-mail: xmfeng@scu.edu.cn

† Electronic supplementary information (ESI) available. CCDC 2158164. For ESI and crystallographic data in CIF or other electronic format see <https://doi.org/10.1039/d2sc01458k>

Scheme 1 Enantioselective synthesis of the *cis*-hydroindole scaffold.



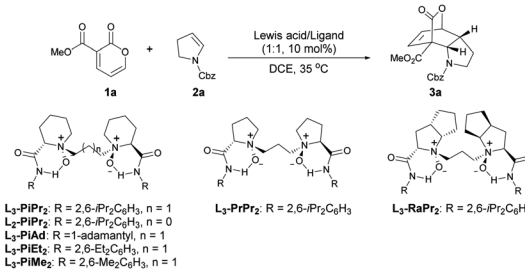
manipulation of densely functionalized *cis*-hydroindole derivatives with multiple stereocenters remains a significant challenge.

As one of the most important and fundamental reactions in organic chemistry, the Diels–Alder reaction between a conjugated diene and dienophile is widely applied to construct a six-membered carbo/hetero-cyclic ring.^{16,17} By retrosynthetic analysis of *cis*-hydroindole, this chiral motif can be readily assembled from an electron-deficient diene and electron-rich cyclic enamine¹⁸ *via* an enantioselective inverse-electron-demand Diels–Alder (IEDDA) reaction (Scheme 1b). Simultaneously, multiple stereocenters and dense functionalities can also be conveniently introduced into the resulting *cis*-hydroindole scaffolds in a single-step, which could be used for further functional group transformations and natural product synthesis. Due to the hemi-aromatic and adjustable electronic properties, electron-deficient 2-pyrone has become a favored diene component in the IEDDA reaction with a wide range of applications in aromatic compounds and complex natural product synthesis.^{19,20} Particularly, the Cai group demonstrated the enantioselective IEDDA reaction of 3-carboalkoxyl-2-pyrone with electron-rich dienophiles, such as 2,2-dimethyl-1,3-dioxole,^{20g} silyl cyclohexadienol²⁰ⁱ and 1-naphthyl acetylenes,^{20j} affording the products in high yield, excellent ee, and high dr. In spite of the above achievements, catalytic asymmetric synthesis of *cis*-hydroindoles *via* the enantioselective IEDDA reaction of 2-pyrones with cyclic enamines is still in its infancy so far. Recently, Jiang and co-workers disclosed an elegant diastereoselective IEDDA reaction of electron-deficient 2-pyrones with chiral cyclic enamines, affording the bridged *cis*-hydroindole derivatives in high yield with a moderate *exo/endo* ratio (Scheme 1c).²¹ Herein, we describe our efforts towards an enantioselective IEDDA reaction catalyzed by the chiral *N,N'*-dioxide/Mg(OTf)₂ complex²² using 3-carboalkoxyl-2-pyrone **1** and cyclic enamine **2** as the reaction partners (Scheme 1d). This reaction provided a facile and rapid route to access the bridged *cis*-hydroindole motif bearing four contiguous stereocenters with excellent levels of diastereo- and enantioselectivity. Furthermore, a formal total synthesis of bioactive (+)-minovincine alkaloid was furnished concisely and enantioselectively by subsequent transformation of the enantiomerically enriched products.

Results and discussion

Our studies commenced by using 3-carbomethoxy-2-pyrone **1a** and cyclic enamine **2a** as model substrates to optimize the reaction conditions (Table 1). First of all, different metal salts coordinated with the *N,N'*-dioxide ligand **L₃-PiPr₂** were evaluated in DCE at 35 °C (entries 1–4). The results showed that Sc(OTf)₃ and In(OTf)₃ only led to trace yield of product **3a**, while Yb(OTf)₃ gave **3a** in 92% yield but 13% ee. To our delight, in the presence of the Mg(OTf)₂/**L₃-PiPr₂** complex, the reaction occurred smoothly to generate the desired product **3a** in 73% yield with 78% ee (entry 4). Encouraged by these results, various chiral *N,N'*-dioxide ligands were investigated in cooperation with Mg(OTf)₂, including changes in the length of the linker,

Table 1 Optimization of the reaction conditions^a



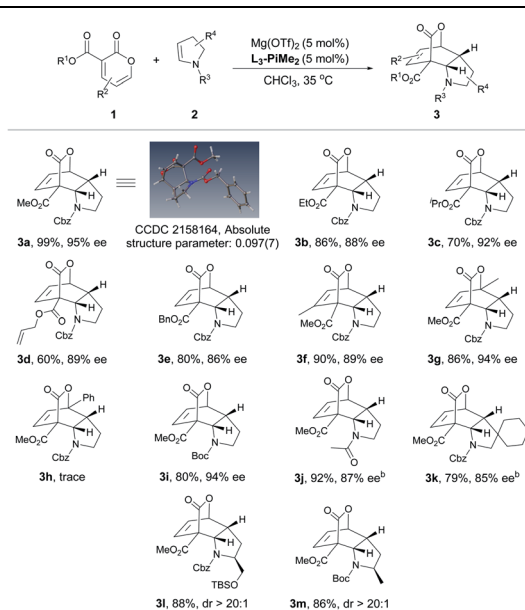
Entry	Lewis acid	Ligand	<i>t</i> (h)	Yield ^b (%)	ee ^c (%)
1	Sc(OTf) ₃	L₃-PiPr₂	24	Trace	—
2	In(OTf) ₃	L₃-PiPr₂	24	Trace	—
3	Yb(OTf) ₃	L₃-PiPr₂	3	92	13
4	Mg(OTf) ₂	L₃-PiPr₂	3	73	78
5	Mg(OTf) ₂	L₂-PiPr₂	12	99	68
6	Mg(OTf) ₂	L₃-PrPr₂	12	97	69
7	Mg(OTf) ₂	L₃-RaPr₂	12	99	79
8	Mg(OTf) ₂	L₃-PiAd	17	91	12
9	Mg(OTf) ₂	L₃-PiEt₂	6	95	82
10	Mg(OTf) ₂	L₃-PiMe₂	3	97	88
11 ^d	Mg(OTf) ₂	L₃-PiMe₂	3	99	95
12 ^e	Mg(OTf) ₂	L₃-PiMe₂	3	99	95
13 ^f	Mg(OTf) ₂	L₃-PiMe₂	12	99	93

^a Unless otherwise noted, all reactions were carried out with **1a** (0.10 mmol), **2a** (0.15 mmol), Lewis acid/ligand (1 : 1, 10 mol%) in DCE (0.5 mL) at 35 °C. ^b NMR yield detected by using CH₂Br₂ as an internal standard. ^c Enantiomeric excess determined by HPLC analysis on a chiral stationary phase. ^d Carried out in CHCl₃ (0.5 mL). ^e Mg(OTf)₂/**L₃-PiMe₂** (1 : 1, 5 mol%). ^f Mg(OTf)₂/**L₃-PiMe₂** (1 : 1, 2 mol%). DCE = 1,2-dichloroethane, Tf = trifluoromethanesulfonyl.

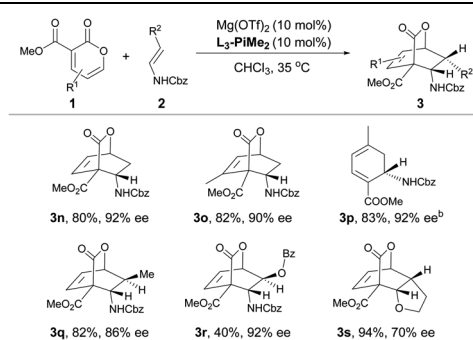
backbones of chiral amino acids, and substituents on the aromatic amide group (entries 5–10). It was found that **L₃-PiMe₂** derived from 2,6-dimethyl aniline could improve the result dramatically, providing the product **3a** in 97% yield with 88% ee (entry 10). The screening of other solvents suggested that CHCl₃ could further increase the enantioselectivity to 95% ee (entry 11). Notably, when the catalyst loading was reduced to 5 mol%, there was no obvious effect on the outcomes (entry 12). A further decrease to 2 mol% still demonstrated excellent reactivity and a slight deterioration of the enantioselectivity (99% yield with 93% ee, entry 13).

The optimal reaction conditions were established, the substrate scope of this transformation was further investigated (Table 2 and 3). It was found that 2-pyrones bearing various ester groups such as methyl, ethyl, isopropyl, allyl and benzyl groups were well tolerated, affording **3a–3e** in good yields with excellent enantioselectivities (60–99% yields and 86–95% ee). Meanwhile, the absolute configuration of product **3a** was determined unambiguously by X-ray crystallography analysis. 2-Pyrone with a methyl group at the C4 or C6 position was also compatible, providing **3f** and **3g** in excellent yields (90% and 86% yields) and ee values (89% and 94% ee). Unfortunately, when 2-pyrone contained a phenyl group at the C6 position, the IEDDA reaction did not occur, probably due to the steric effect.



Table 2 Substrate scope of substituted 2-pyrone and cyclic enamines^a

^a All reactions were carried out with **1** (0.10 mmol), **2** (0.15 mmol), Mg(OTf)₂/L₃-PiMe₂ (1 : 1, 5 mol%) in CHCl₃ (0.5 mL) at 35 °C. Isolated yield. Enantiomeric excess was determined by HPLC on a chiral stationary phase. ^b Mg(OTf)₂/L₃-PiMe₂ (1 : 1, 10 mol%) was used.

Table 3 Substrate scope of substituted 2-pyrone and acyclic enamines^a

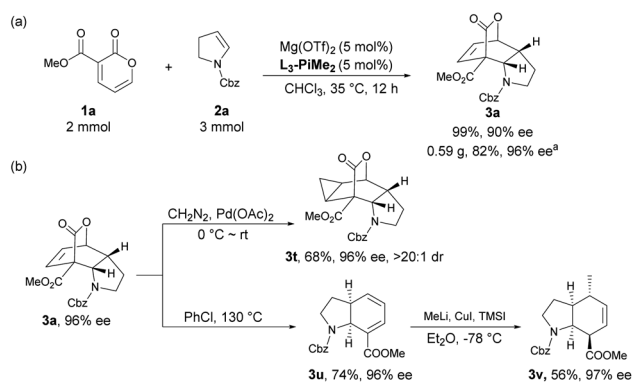
^a All reactions were carried out with **1** (0.10 mmol), **2** (0.15 mmol), Mg(OTf)₂/L₃-PiMe₂ (1 : 1, 10 mol%) in CHCl₃ (0.5 mL) at 35 °C. Isolated yield. Enantiomeric excess was determined by HPLC on a chiral stationary phase. ^b The reaction was conducted at 35 °C for 36 h, and then heated at 110 °C for 2 h.

Next, the scope with respect to the substituted cyclic enamines was also examined. By changing different *N*-protecting groups of enamines, both Boc- and acetyl-protected cyclic enamines were confirmed to be well tolerated, affording **3i** and **3j** in good yields (80% and 92%) with high enantioselectivities (94% and 87% ee). The spiro-cyclic enamine **2k** was reactive as well to give desired product **3k** with moderate enantioselectivity. In addition, the chiral enamines **2l** and **2m** underwent the diastereoselective IEDDA reaction very well, delivering an exclusive diastereoisomer

3l and **3m**, respectively. Furthermore, the scope of acyclic enamines was also evaluated. As summarized in Table 3, terminal enamine **2n** reacted smoothly with 2-pyrone **1a** to afford the corresponding chiral bridged cyclolactone **3n** in 80% yield with 92% ee. C4- or C6-methyl substituted 2-pyrone were also tolerated (**3o** and **3p**), while cyclohexadiene **3p** was obtained in one pot through the tandem Diels–Alder reaction and *in situ* retro-[4 + 2] extrusion of CO₂ at an elevated temperature. We found that the methyl and benzyloxy substituted (*E*)-enamines **2q** and **2r** afforded the desired products in moderate to good yields and enantioselectivities. Gratifyingly, the IEDDA reaction of 2,3-dihydrofuran and 2-pyrone also occurred smoothly to provide **3s** in good yield but with a moderate ee (94% yield with 70% ee).

To illustrate the potential utility of the methodology, a scale-up synthesis of **3a** proceeded under the standard conditions. As shown in Scheme 2a, 2 mmol of compound **1a** reacted smoothly with 3 mmol of **2a**, furnishing the desired product **3a** in 82% yield with 96% ee after recrystallization. Meanwhile, several postcatalytic derivatizations were also conducted using enantiomerically pure product **3a**. By treatment with diazomethane and a catalytic amount of palladium acetate, the stereospecific cyclopropanation of the alkene motif in **3a** was accomplished, thus generating a complex polycyclic product **3t** in 68% yield with 96% ee and >20 : 1 dr. Complete extrusion of CO₂ *via* retro-Diels–Alder reaction led to the formation of a *cis*-tetrahydroindole structure **3u** without epimerization in chlorobenzene under reflux. Subsequent regioselective and stereoselective 1,6-Michael addition with MeLi and CuI afforded the corresponding *cis*-hexahydroindole derivative **3v** bearing multiple stereocenters in moderate yield with maintained enantioselectivity.

Natural product minovincine,²³ characterized by a spiroindoline pentacyclic framework with contiguous stereocenters, is considered as a “biogenetic turntable” between the vindolinine and kopsinine classes of isolates.²⁴ Intrigued by its fascinating structural features and potential biological activities, minovincine has long attracted considerable interest within the chemical synthesis community.^{25,26} However, there are few examples in the literature for the enantioselective total synthesis of (–)-minovincine.^{27–29} Based on our present approach and



Scheme 2 (a) Scale-up synthesis; (b) further transformation of the product. ^a Yield and enantiomeric excess were determined after recrystallization.

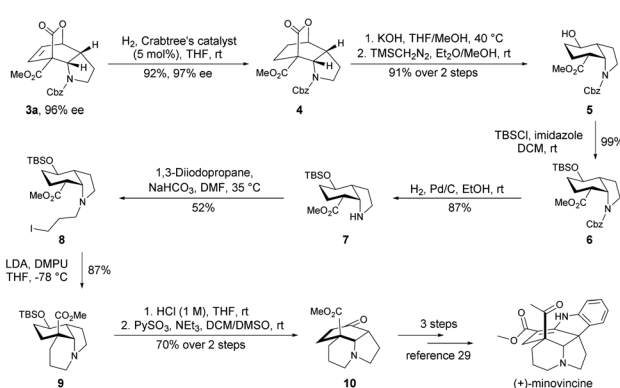


interest in synthesis of natural alkaloids,³⁰ the *cis*-hydroindole scaffold present in minovincine inspired us to develop a concise synthetic route for the enantioselective formal total synthesis of the naturally occurring enantiomer (+)-minovincine. As shown in Scheme 3, the enantiomerically pure product **3a** was readily reduced to **4** in 92% yield with 97% ee by treatment with 5 mol% Crabtree's catalyst under a hydrogen atmosphere. The hydrolysis of the tricyclic lactone **4** was then accomplished by using KOH, followed by extrusion of CO₂ and methyl esterification by using TMSCH₂N₂ to afford the *cis*-hydroindole derivative **5** in 91% overall yield. Protection of the hydroxyl of **5** with *tert*-butyldimethylsilyl chloride (TBSCl) furnished **6** in almost quantitative yield. Subsequent deprotection of the benzyloxycarbonyl (Cbz) group of **6** (H₂, Pd/C, EtOH, rt) led to **7** in good yield. Further *N*-alkylation of **7** with 1,3-diiodopropane produced **8** in 52% yield, then **8** was treated with LDA and DMPU to generate **9** bearing a key tricyclic framework. Exposure of **9** to aq. HCl (1 M) gave the corresponding alcohol, which was further oxidized by PySO₃ to form the common-core structure **10** in 70% yield over two steps. The absolute configuration of **10** was determined to be opposite to that reported by Soós, and then it could be converted into (+)-minovincine in three steps according to a known procedure.²⁹

Based on the crystal structures of chiral *N,N'*-dioxide-metal complexes^{22a} and the absolute configuration of this IEDDA reaction product, we proposed a putative stereochemical model to rationalize the stereoselectivity shown in Fig. 1. The coordination of the chiral *N,N'*-dioxide ligand L₃-PIME₂ with Mg(OTf)₂ in a tetradentate manner generates an octahedral structure. Then 2-pyrone **1a** coordinates tightly to the Lewis acid catalyst through the two carbonyl groups of the ester motif, resulting in a decrease of its LUMO level to accelerate the IEDDA reaction. Simultaneously, due to the steric hindrance of the bulky amide group of the ligand, cyclic enamine **2a** prefers to attack from the *Si*-face of 2-pyrone to give *endo*-adduct ((3*aR*,4*R*,7*S*,7*aS*)-**3a**) with excellent stereoselectivity.

Conclusions

In conclusion, we have developed a novel strategy for the highly enantioselective synthesis of the *cis*-hydroindole motif,



Scheme 3 Enantioselective formal total synthesis of (+)-minovincine. TBSCl = *tert*-butyldimethylsilyl chloride, LDA = lithium diisopropylamide, DMPU = 1,3-dimethyl-tetrahydropyrimidin-2(1*H*)-one.

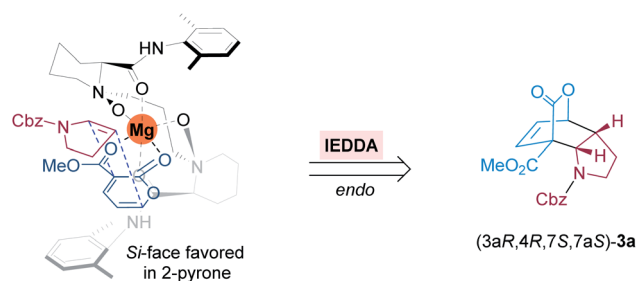


Fig. 1 Proposed stereochemical model.

involving a chiral *N,N'*-dioxide/Mg(OTf)₂ complex catalyzed asymmetric IEDDA reaction of 2-pyrone and cyclic enamines. A range of *cis*-hydroindole derivatives were obtained in good yields with high stereoselectivities under mild reaction conditions (up to 99% yield, and 95% ee). This protocol was also compatible for acyclic enamines and 2,3-dihydrofuran. Meanwhile, the scale-up synthesis and further postcatalytic derivatizations were conducted to measure the synthetic potential of the method. Particularly, an alternative and facile access to efficient formal total synthesis of (+)-minovincine was demonstrated by employing the transformations. Further investigations of this reaction in total synthesis of other bioactive natural products are ongoing in our laboratory.

Data availability

All experimental and characterization data in this manuscript are available in the ESI†. Crystallographic data for compound ((3*aR*,4*R*,7*S*,7*aS*)-**3a**) has been deposited at the Cambridge Crystallographic Data Center and assigned number 2158164.

Author contributions

F. Q. Z. performed the experiments and prepared the ESI† and paper. B. T. R. performed some experiments. Y. Q. Z. helped with resolving the X-ray crystallographic data. Y. B. L. and X. M. F. conceived the concept, directed the project and helped with modifying the paper and ESI†.

Conflicts of interest

There are no conflicts to declare.

Acknowledgements

We are grateful for the financial support from National Natural Science Foundation of China (No. 22001177) and Shenzhen Bay Laboratory (No. S201100003 and S211101001-1).

Notes and references

- M. E. Amer, M. Shamma and A. J. Freyer, *J. Nat. Prod.*, 1991, **54**, 329–363.
- J. Leonard, *Nat. Prod. Rep.*, 1999, **16**, 319–338.



- 3 S. E. O'Connor and J. J. Maresh, *Nat. Prod. Rep.*, 2006, **23**, 532–547.
- 4 K. Ersmark, J. R. Del Valle and S. Hanessian, *Angew. Chem., Int. Ed.*, 2008, **47**, 1202–1223.
- 5 R. A. Pilli, G. B. Rosso and M. d. C. F. de Oliveira, *Nat. Prod. Rep.*, 2010, **27**, 1908–1937.
- 6 J. Khazir, B. A. Mir, S. A. Mir and D. Cowan, *J. Asian Nat. Prod. Res.*, 2013, **15**, 764–788.
- 7 Y. Wang, F. Xie, B. Lin, M. Cheng and Y. Liu, *Chem.–Eur. J.*, 2018, **24**, 14302–14315.
- 8 J. M. Saya, E. Ruijter and R. V. A. Orru, *Chem.–Eur. J.*, 2019, **25**, 8916–8935.
- 9 M. Hurst and B. Jarvis, *Drugs*, 2001, **61**, 867–896.
- 10 F. J. Sayago, P. Laborda, M. I. Calaza, A. I. Jiménez and C. Catiuela, *Eur. J. Org. Chem.*, 2011, 2011–2028.
- 11 E. Arceo, I. D. Jurberg, A. Álvarez-Fernández and P. Melchiorre, *Nat. Chem.*, 2013, **5**, 750–756.
- 12 For chiral pool approaches, see: (a) P. Wipf, Y. Kim and D. M. Goldstein, *J. Am. Chem. Soc.*, 1995, **117**, 11106–11112; (b) J. Bonjoch, J. Catena, E. Isábal, M. López-Canet and N. Valls, *Tetrahedron: Asymmetry*, 1996, **7**, 1899–1902; (c) S. Hanessian and M. Tremblay, *Org. Lett.*, 2004, **6**, 4683–4686; (d) B. M. Ruff, S. Zhong, M. Nieger, M. Sickert, C. Schneider and S. Bräse, *Eur. J. Org. Chem.*, 2011, 6558–6566; (e) S. Hanessian, S. Dorich and H. Menz, *Org. Lett.*, 2013, **15**, 4134–4137.
- 13 For asymmetric metal-catalyzed reactions, see: (a) C. S. Schindler, S. Diethelm and E. M. Carreira, *Angew. Chem., Int. Ed.*, 2009, **48**, 6296–6299; (b) B. M. Trost, T. Kaneko, N. G. Andersen, C. Tappertzhofen and B. Fahr, *J. Am. Chem. Soc.*, 2012, **134**, 18944–18947; (c) Z. Sun, M. Zhou, X. Li, X. Meng, F. Peng, H. Zhang and Z. Shao, *Chem.–Eur. J.*, 2014, **20**, 6112–6119; (d) D. Dailler, G. Danoun and O. Baudoin, *Angew. Chem., Int. Ed.*, 2015, **54**, 4919–4922.
- 14 For aminocatalysis, see: L. Pantaine, V. Coeffard, X. Moreau and C. Greck, *Org. Lett.*, 2015, **17**, 3674–3677.
- 15 For chiral Brønsted acid catalysts, see: (a) Y. Han, B. Zheng and Y. Peng, *Adv. Synth. Catal.*, 2015, **357**, 1136–1142; (b) C. Parra, C. Bosch, E. Gómez-Bengoa, J. Bonjoch and B. Bradshaw, *J. Org. Chem.*, 2016, **81**, 10172–10179.
- 16 For selected reviews, see: (a) H. B. Kagan and O. Riant, *Chem. Rev.*, 1992, **92**, 1007–1019; (b) J. D. Winkler, *Chem. Rev.*, 1996, **96**, 167–176; (c) E. J. Corey, *Angew. Chem., Int. Ed.*, 2002, **41**, 1650–1667; (d) K. C. Nicolaou, S. A. Snyder, T. Montagnon and G. Vassilikogiannakis, *Angew. Chem., Int. Ed.*, 2002, **41**, 1668–1698; (e) K.-i. Takao, R. Munakata and K.-i. Tadano, *Chem. Rev.*, 2005, **105**, 4779–4807; (f) J. Han, A. X. Jones and X. Lei, *Synthesis*, 2015, **47**, 1519–1533; (g) M. S. Xie, L. L. Lin and X. M. Feng, *Chem. Rec.*, 2017, **17**, 1184–1202.
- 17 For selected examples about the Diels–Alder reaction from our group, see: (a) M. S. Xie, X. H. Chen, Y. Zhu, B. Gao, L. L. Lin, X. H. Liu and X. M. Feng, *Angew. Chem., Int. Ed.*, 2010, **49**, 3799–3802; (b) H. P. Hu, Y. B. Liu, J. Guo, L. L. Lin, Y. L. Xu, X. H. Liu and X. M. Feng, *Chem. Commun.*, 2015, **51**, 3835–3837; (c) X. Y. Hao, L. L. Lin, F. Tan, C. K. Yin, X. H. Liu and X. M. Feng, *ACS Catal.*, 2015, **5**, 6052–6056; (d) H. F. Zheng, X. H. Liu, C. R. Xu, Y. Xia, L. L. Lin and X. M. Feng, *Angew. Chem., Int. Ed.*, 2015, **54**, 10958–10962; (e) Y. Lu, Y. H. Zhou, L. L. Lin, H. F. Zheng, K. Fu, X. H. Liu and X. M. Feng, *Chem. Commun.*, 2016, **52**, 8255–8258; (f) Y. H. Zhou, Y. Lu, X. Y. Hu, H. J. Mei, L. L. Lin, X. H. Liu and X. M. Feng, *Chem. Commun.*, 2017, **53**, 2060–2063.
- 18 For an important application of cyclic enamines, see: L. Bai, Y. Ma and X. Jiang, *J. Am. Chem. Soc.*, 2021, **143**, 20609–20615.
- 19 For selected reviews, see: (a) K. Afarinkia, V. Vinader, T. D. Nelson and G. H. Posner, *Tetrahedron*, 1992, **48**, 9111–9171; (b) X. Jiang and R. Wang, *Chem. Rev.*, 2013, **113**, 5515–5546; (c) Q. Cai, *Chin. J. Chem.*, 2019, **37**, 946–976; (d) X.-G. Si, Z.-M. Zhang and Q. Cai, *Synlett*, 2021, **32**, 947–954; (e) G. Huang, C. Kouklovsky and A. de la Torre, *Chem.–Eur. J.*, 2021, **27**, 4760–4788.
- 20 For selected examples, see: (a) G. H. Posner, J.-C. Carry, J. K. Lee, D. S. Bull and H. Dai, *Tetrahedron Lett.*, 1994, **35**, 1321–1324; (b) I. E. Markó, G. R. Evans and J.-P. Declercq, *Tetrahedron*, 1994, **50**, 4557–4574; (c) G. H. Posner, H. Dai, D. S. Bull, J.-K. Lee, F. Eydoux, Y. Ishihara, W. Welsh, N. Pryor and S. Petr, *J. Org. Chem.*, 1996, **61**, 671–676; (d) I. E. Markó, I. Chellé-Regnaut, B. Leroy and S. L. Warriner, *Tetrahedron Lett.*, 1997, **38**, 4269–4272; (e) Y. Hashimoto, R. Abe, N. Morita and O. Tamura, *Org. Biomol. Chem.*, 2018, **16**, 8913–8916; (f) Y. Zhou, Z. Zhou, W. Wu and Y. Chen, *Acta Chim. Sin.*, 2018, **76**, 382–386; (g) X.-W. Liang, Y. Zhao, X.-G. Si, M.-M. Xu, J.-H. Tan, Z.-M. Zhang, C.-G. Zheng, C. Zheng and Q. Cai, *Angew. Chem., Int. Ed.*, 2019, **58**, 14562–14567; (h) C. J. F. Cole, L. Fuentes and S. A. Snyder, *Chem. Sci.*, 2020, **11**, 2175–2180; (i) X.-G. Si, Z.-M. Zhang, C.-G. Zheng, Z.-T. Li and Q. Cai, *Angew. Chem., Int. Ed.*, 2020, **59**, 18412–18417; (j) M.-M. Xu, X.-Y. You, Y.-Z. Zhang, Y. Lu, K. Tan, L. Yang and Q. Cai, *J. Am. Chem. Soc.*, 2021, **143**, 8993–9001; (k) M.-M. Xu, L. Yang, K. Tan, X. Chen, Q.-T. Lu, K. N. Houk and Q. Cai, *Nat. Catal.*, 2021, **4**, 892–900; (l) Y. Lu, M.-M. Xu, Z.-M. Zhang, J. Zhang and Q. Cai, *Angew. Chem., Int. Ed.*, 2021, **60**, 26610–26615.
- 21 (a) M. Feng and X. Jiang, *Chem. Commun.*, 2014, **50**, 9690–9692; (b) N. Wang, S. Du, D. Li and X. Jiang, *Org. Lett.*, 2017, **19**, 3167–3170; (c) N. Wang, J. Liu, C. Wang, L. Bai and X. Jiang, *Org. Lett.*, 2018, **20**, 292–295.
- 22 For selected reviews about the properties of chiral *N,N'*-dioxide–Lewis acid complexes, see: (a) X. H. Liu, L. L. Lin and X. M. Feng, *Acc. Chem. Res.*, 2011, **44**, 574–587; (b) X. H. Liu, L. L. Lin and X. M. Feng, *Org. Chem. Front.*, 2014, **1**, 298–302; (c) X. H. Liu, H. F. Zheng, Y. Xia, L. L. Lin and X. M. Feng, *Acc. Chem. Res.*, 2017, **50**, 2621–2631; (d) X. H. Liu, S. X. Dong, L. L. Lin and X. M. Feng, *Chin. J. Chem.*, 2018, **36**, 791–797; (e) M. Y. Wang and W. Li, *Chin. J. Chem.*, 2021, **39**, 969–984; (f) S. X. Dong, X. H. Liu and X. M. Feng, *Acc. Chem. Res.*, 2022, **55**, 415–428.
- 23 For isolation of minovincine, see: (a) M. Plat, J. LeMen, M.-M. Janot, H. Budzikiewicz, J. M. Wilson, L. J. Durham and C. Djerassi, *Bull. Chem. Soc. Chim. Fr.*, 1962, 2237–



- 2241; (b) M. P. Cava, S. S. Tjoa, Q. A. Ahmed and A. I. Da Rocha, *J. Org. Chem.*, 1968, **33**, 1055–1059.
- 24 W. Zi, Z. Zuo and D. Ma, *Acc. Chem. Res.*, 2015, **48**, 702–711.
- 25 For a racemic total synthesis, see: (a) M. E. Kuehne and W. G. Earley, *Tetrahedron*, 1983, **39**, 3707–3714; (b) M. E. Kuehne and W. G. Earley, *Tetrahedron*, 1983, **39**, 3715–3717; (c) G. Kalaus, I. Juhász, I. Greiner, M. Kajtár-Peredy, J. Brlik, L. Szabó and C. Szántay, *J. Org. Chem.*, 1997, **62**, 9188–9191; (d) G. Kalaus, L. Léder, I. Greiner, M. Kajtár-Peredy, K. Vékey, L. Szabó and C. Szántay, *Tetrahedron*, 2003, **59**, 5661–5666.
- 26 For a semisynthesis, see: N. Langlois and R. Z. Andriamialisoa, *J. Org. Chem.*, 1979, **44**, 2468–2471.
- 27 B. N. Laforteza, M. Pickworth and D. W. C. MacMillan, *Angew. Chem., Int. Ed.*, 2013, **52**, 11269–11272.
- 28 T. Morikawa, S. Harada and A. Nishida, *J. Org. Chem.*, 2015, **80**, 8859–8867.
- 29 S. Varga, P. Angyal, G. Martin, O. Egyed, T. Holczbauer and T. Soós, *Angew. Chem., Int. Ed.*, 2020, **59**, 13547–13551.
- 30 (a) J. Xu, Z. W. Zhong, M. Y. Jiang, Y. Q. Zhou, X. H. Liu and X. M. Feng, *CCS Chem.*, 2021, **3**, 1894–1902; (b) J. Xu, R. Z. Li, N. Xu, X. H. Liu, F. Wang and X. M. Feng, *Org. Lett.*, 2021, **23**, 1856–1861.

