

Cite this: *Chem. Sci.*, 2022, 13, 4115

All publication charges for this article have been paid for by the Royal Society of Chemistry

Received 11th December 2021
Accepted 11th March 2022

DOI: 10.1039/d1sc06935g

rsc.li/chemical-science

Metalation-induced denitrogenative reductive coupling of isocyanides on a silylene-bridged nickel cluster†

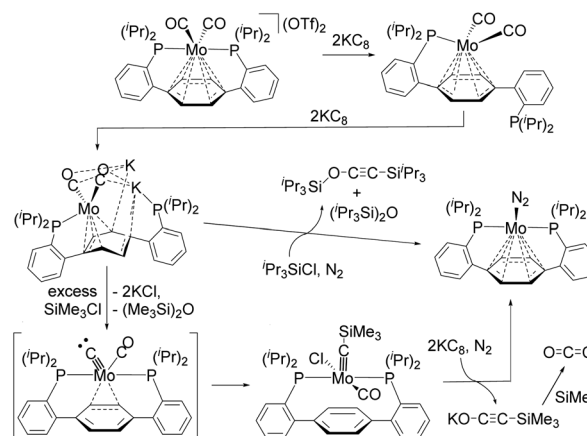
Kento Shimamoto^a and Yusuke Sunada^b *abc

The denitrogenative reductive coupling of two molecules of CN^tBu to afford a disilylketenimine with an aza-disilacyclobutane skeleton was achieved on a multinuclear silylene-bridged Ni cluster framework in the absence of any strong reducing reagents. During this reaction, sequential cleavage of a C≡N bond and formation of a C≡C bond involving two molecules of CN^tBu were achieved on a nickel cluster surrounded by four silylene moieties. First, the cleavage of the C≡N bond of one molecule of CN^tBu provided a silylene-supported carbide and an N^tBu moiety on the dinuclear nickel skeleton. Further metalation induced coupling between the carbide moiety and an additional molecule of CN^tBu on the pentanuclear nickel-cluster framework to form a (μ₃-η²-R₃Si – C≡C – NR^t) moiety *via* formation of a C≡C bond. Thermolysis of this pentanuclear cluster produced a disilylketenimine with an aza-disilacyclobutane skeleton in 58% yield.

Introduction

The activation of strong chemical bonds such as C=O, C≡N, and N≡N constitutes a field of chemistry with a strong focus on the transformation of relatively simple molecules into value-added chemicals.¹ For instance, the Fischer–Tropsch reaction, in which CO molecules are directly converted into hydrocarbons by activation of the C≡O bond *via* contact with H₂ is an industrially important process.² During this reaction, H₂ acts as the combined source of electrons and protons. As in the Fischer–Tropsch process, deoxygenative reductive coupling of CO *via* C≡O bond cleavage and subsequent C–C bond formation has generally been achieved on heterogeneous metal catalysts, such as active metal surfaces and metal nanoparticles. In contrast, the development of deoxygenative reductive coupling reactions of CO on well-defined molecular compounds such as transition-metal complexes remains challenging, despite the fact that the development of homogeneous systems may facilitate the detailed investigation of the underlying reaction mechanism.^{3–10} However, scientists have recently achieved coupling reactions of CO using several defined transition-metal and lanthanide complexes, which has led to a better

understanding of the mechanisms of CO activation in each case. For instance, Agapie *et al.* developed a deoxygenative reductive coupling of two molecules of CO at the single molybdenum center of a Mo(II)-dicarbonyl complex with the aid of KC₈ and R₃SiCl to form alkyne ⁱPr₃SiO–C≡C–SiⁱPr₃ or bis(silyl)ketene (SiMe₃)₂C=C=O as the deoxygenative coupling products (Scheme 1).⁴ The authors succeeded in isolating some intermediary species, and the activation of CO was found to be achieved as follows: first, the activation of the C≡O bond of one of the two CO ligands on the Mo(II)-dicarbonyl complex occurs in the presence of KC₈ and R₃SiCl to produce a Mo(IV)-carbyne complex that contains a CO ligand; then, further reduction of



Scheme 1 Deoxygenative reductive coupling of two molecules of CO at a single molybdenum center reported by Agapie *et al.*⁴

^aDepartment of Applied Chemistry, School of Engineering, The University of Tokyo, 4-6-1, Komaba, Meguro-ku, Tokyo 153-8505, Japan

^bInstitute of Industrial Science, The University of Tokyo, 4-6-1, Komaba, Meguro-ku, Tokyo 153-8505, Japan. E-mail: sunada@iis.u-tokyo.ac.jp

[†]JST PRESTO, Honcho, Kawaguchi, Saitama, 332-0012, Japan

† Electronic supplementary information (ESI) available. CCDC 2120736–2120739. For ESI and crystallographic data in CIF or other electronic format see DOI: 10.1039/d1sc06935g



the Mo(IV)-carbyne complex by KC_8 and subsequent addition of R_3SiCl triggers the coupling of a carbyne and CO ligands on the Mo center to produce the deoxygenative reductive coupling product. This is quite a unique process, but there remains the issue that stoichiometric amounts of strong reductants such as KC_8 are required.

Another example has recently been reported by Kays *et al.*, in which the scission of a $\text{C}\equiv\text{O}$ bond and the formation of a C–C bond were achieved on a coordinatively unsaturated dinuclear iron(II) aryl complex.⁵ In addition, some early transition-metal^{6,7} or lanthanide complexes⁸ consisting of Y, Ti, Zr, Hf, Ta, Ln, Sm, and Lu have also been reported to achieve the deoxygenative reductive coupling of CO. However, the use of strong reducing reagents such as KC_8 and Na/Hg is often required to synthesize reactive electron-rich precursors, and the release of the coupling product is generally problematic due to the high oxophilicity of the early-transition-metal centers. Furthermore, substantial effort has recently been devoted to developing methods for the activation of the $\text{C}\equiv\text{N}$ bond of isocyanides, given that isocyanides ($\text{C}\equiv\text{NR}$) are isoelectronic with CO.^{10,11}

Considering the fact that, as shown in the Fischer–Tropsch reaction, deoxygenative coupling of CO is effectively realized on the active surface of nano-sized metal compounds such as metal nanoparticles, we hypothesized that the cooperative function of the multiple metal centers in molecular metal clusters could be an approach to effectively activate strong chemical bonds without using strong reducing reagents. Recently, we have developed an efficient synthesis of metal clusters *via* the reaction of low-valent metal species with organosilicon compounds bearing multiple Si–Si bonds.¹² For instance, a palladium cluster consisting of eleven palladium atoms was synthesized selectively *via* the reaction of $[\text{Pd}(\text{CN}^t\text{Bu})_2]_3$ with a bicyclic ladder polysilane.^{12a} In addition, we have synthesized a silylene-bridged planar tetranuclear palladium cluster, $\text{Pd}_4(\text{SiR}_2)_3(\text{CN}^t\text{Bu})_4$ ($\text{R} = ^i\text{Pr}$, cyclopentyl), *via* the reaction of $[\text{Pd}(\text{CN}^t\text{Bu})_2]_3$ with a cyclotetrasilane, Si_4R_8 . We discovered that this tetranuclear palladium cluster exhibits good catalytic performance for the hydrogenation of various alkenes. In contrast, the corresponding mononuclear palladium disilyl complex as well as the trinuclear palladium complex supported by isocyanide ligands show significantly decreased catalytic performance.^{12d} These results indicate that silylene-bridged clusters can be expected to show higher reactivity than conventional metal compounds. Therefore, we planned to construct defined metal clusters based on this method, which might then enable the activation of strong chemical bonds on the cluster framework. Given that isocyanides ($\text{C}\equiv\text{NR}$) are isoelectronic with CO, the former were chosen as model substrates for CO. In this paper, we wish to report the synthesis and reactions of nickel complexes and clusters obtained from the reaction of the zero-valent nickel species $\text{Ni}(\text{cod})_2$ with cyclotetrasilane **1**. A mononuclear nickel complex was obtained when $\text{Ni}(\text{cod})_2$ was treated with **1** in the presence of N-heterocyclic carbene $\text{Me}_2\text{IM}^{\text{Et}}$ as an auxiliary ligand. In contrast, denitrogenative reductive coupling of two molecules of CN^tBu took place on the silylene-bridged multinuclear nickel skeleton when CN^tBu was used instead of $\text{Me}_2\text{IM}^{\text{Et}}$ to afford a disilylketenimine with an aza-disilacyclobutane

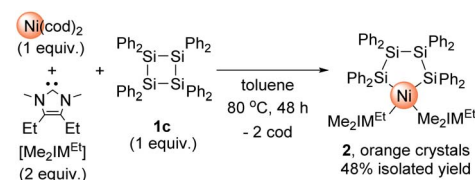
skeleton. Isolation of possible intermediary species revealed that activation of the $\text{C}\equiv\text{N}$ bond of CNR to form carbide and imido moieties was realized on the dinuclear nickel framework. Further metalation-induced denitrogenative coupling of CNR to form a coordinated alkyne moiety ($\mu_3\text{-}\eta^2\text{-R}_3\text{Si} - \text{C}\equiv\text{C} - \text{NR}'_2$) afforded a pentanuclear nickel cluster.

Results and discussion

Synthesis of mononuclear nickel complex **2**

We have recently reported that the reaction of a cyclotetrasilane with a Pd(0) precursor can lead to the selective formation of a planar tetranuclear palladium cluster.^{11d} We also found that judicious choice of the substituents on the silicon center is crucial to develop an efficient synthesis method for the clusters; namely, the reaction of ^iPr -substituted cyclotetrasilane $\text{Si}_4(^i\text{Pr})_8$ (**1a**) with the Pd(0) precursor $[\text{Pd}(\text{CN}^t\text{Bu})_2]_3$ required a temperature of 65 °C to reach completion, whereas the reaction of $[\text{Pd}(\text{CN}^t\text{Bu})_2]_3$ with $\text{Si}_4(\text{cyclopentyl})_8$ (**1b**) proceeded smoothly even at room temperature. Although it is known that nickel species often show in comparison less reactivity toward insertion into Si–Si bonds, we recently found that the insertion of nickel species into the Si–Si bond of a hypervalent disilane took place when a combination of $\text{Ni}(\text{cod})_2$ and $\text{Me}_2\text{IM}^{\text{Et}}$ was used as the nickel(0) precursor.^{11c} Thus, we first performed the reactions using $\text{Ni}(\text{cod})_2/\text{Me}_2\text{IM}^{\text{Et}}$ with a series of cyclotetrasilanes. The reaction did not proceed when the reactions were conducted with **1a** and **1b**; in contrast, the reaction proceeded when a 1 : 2 mixture of $\text{Ni}(\text{cod})_2$ and $\text{Me}_2\text{IM}^{\text{Et}}$ was stirred with Si_4Ph_8 (**1c**) at 80 °C for 48 h. In the ^1H NMR spectrum of the crude product, the formation of a single product was observed, and mononuclear nickel complex **2** was isolated from the mixture in 48% yield after recrystallization (Scheme 2). It should be mentioned here that no further insertion of the nickel species to form multinuclear nickel clusters was observed when the reaction of **1c** was conducted with 4 equiv. of $\text{Ni}(\text{cod})_2$ and 8 equiv. of $\text{Me}_2\text{IM}^{\text{Et}}$.

The molecular structure of **2** in the solid state was unequivocally determined *via* single-crystal X-ray diffraction analysis, and the thermal ellipsoid plot is shown in Fig. S7 in the ESI.† The formation of tetrasilanic nickelacycle was confirmed, and Ni–Si bond distances of 2.2952(7) and 2.2917(7) Å were observed. In the ^{29}Si NMR spectrum, two singlets appeared at –2.00 and –26.12 ppm; the former can be ascribed to the silicon atom coordinated to the nickel center, whereas the latter was attributed to the silicon atom located on the ligand backbone.¹³



Scheme 2 Reaction of $\text{Ni}(\text{cod})_2/\text{Me}_2\text{IM}^{\text{Et}}$ with **1c** to form mononuclear nickel complex **2**.



C≡N bond cleavage on the dinuclear nickel framework to form 3

In the reaction of **1c** with Ni(cod)₂/Me₂IM^{Et}, the insertion of only one nickel species into the Si–Si bonds occurred. In contrast, we observed the insertion of multiple nickel species when CN^tBu was used instead of Me₂IM^{Et}. Namely, treatment of a 2 : 5 mixture of Ni(cod)₂ and CN^tBu with **1c** in toluene at 65 °C for 48 h gave rise to the formation of dinuclear nickel complex **3** (Scheme 3). In the ¹H NMR spectrum of the final reaction mixture, the formation of dinuclear nickel cluster **3** and disilylketenimine **4** (*vide infra*) as the major products was suggested, and the ratio of **3** to **4** was found to be *ca.* 1 : 1. Isolation of **3** followed by heating a C₆D₆ solution of **3** to 60 °C or 80 °C indicated that **4** was formed *via* thermolysis of **3** (*vide infra*).

The reaction mixture obtained from the reaction of **1c** with a 2 : 5 mixture of Ni(cod)₂ and CN^tBu was dissolved in pentane, and subjected to column chromatography on silica gel in order to remove the small amount of unassignable by-product, which is not very soluble in pentane. Cluster **3** was isolated in 15% yield in the form of orange crystals by cooling the obtained pentane solution to –20 °C. In contrast, no reaction took place when **1a** or **1b** was used instead of **1c**, presumably due to the large steric hindrance of **1a** and **1b** around the silicon centers. The molecular structure of **3** in the solid state was determined *via* single-crystal X-ray diffraction analysis (Fig. 1).

The most notable structural feature of **3** is that the cleavage of the C≡N bond apparently occurred on the dinuclear nickel framework surrounded by four SiPh₂ moieties, together with the formation of a carbide moiety supported by three silicon atoms, as well as an imido (N^tBu) moiety connected to two silicon atoms. The Si–C bond distances around the carbide atom (Si(1)–C(1) = 1.817(3) Å; Si(2)–C(1) = 1.824(3) Å; and Si(3)–C(1) = 1.803(3) Å) fall within the expected range for silicon–carbon single bonds. The Si(3)–C(1) unit exhibits a bonding interaction with the Ni(1) center (Ni(1)–Si(3) = 2.3888(17) Å; Ni(1)–C(1) = 2.029(3) Å). The calculated Okuniewski parameter¹⁴ for C(1) ($\tau \approx 0.63$) indicates distorted tetrahedral coordination geometry around the C(1) atoms. Additionally, the C(2)–N(2) moiety, which bridges two nickel centers, exhibits some bonding interaction with the Si(4) atom (Si(4)–C(2) = 2.091(3) Å; Si(4)–N(2) = 1.743(3) Å). Thus, the C(2)–N(2) bond was significantly elongated (1.311(4) Å) compared to those of the other η^1 -

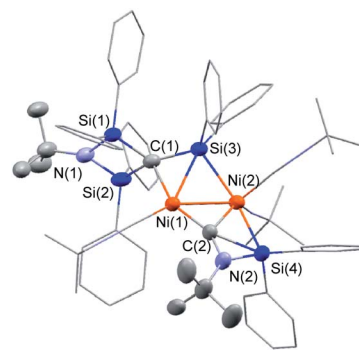


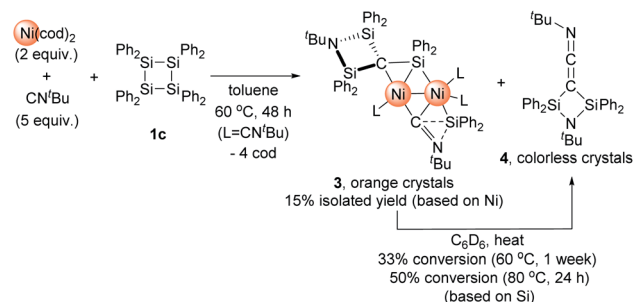
Fig. 1 Molecular structure of **3** with thermal ellipsoids at 50% probability. All carbon and nitrogen atoms are shown in wireframe style except for the C(1), C(2), N(1) and N(2) atoms and the two ^tBu groups; all hydrogen atoms are omitted for clarity.

coordinated CN^tBu ligands in **3** (1.133(4)–1.144(4) Å). This bonding interaction may imply the importance of the silylene (SiPh₂) moiety for the activation of the C≡N bond of isocyanides. The sufficiently short Ni–Ni bond distance of 2.4229(18) Å is indicative of the presence of a metal–metal bonding interaction.¹⁵

To gain more insight into the bonding interactions in **3**, DFT calculations were carried out using the M06 functional. The calculated Wiberg bond index (WBI) for the Ni–Ni bonds (0.25) indicates the presence of bonding interactions. The WBI analysis revealed that no bonding interaction was present between C(1) and N(1), indicating that complete C–N bond cleavage had occurred. The WBIs of Si(3)–C(1) (0.79), Ni(1)–C(1) (0.33), and Ni(1)–Si(3) (0.26) indicate some bonding interaction between C(1) and Ni(1) as well as Si(3) and Ni(1). The WBIs of the C(2)–Si(4) (0.31) and N(2)–Si(4) (0.46) bonds indicate the presence of a bonding interaction between the C(2)–N(2) moiety and the Si(4) atom, which led to a decrease of the WBI for C(2)–N(2) (1.49).

The molecular structure of **3** in the solid state, determined by single-crystal X-ray diffraction analysis, shows three inequivalent CN^tBu ligands as well as one N^tBu group. In the ¹H NMR spectrum of **3**, signals for the ^tBu moieties appear at 0.39, 0.88, 1.34, and 1.59 ppm with an integral ratio of 18 : 9 : 9 : 9. In the ¹³C NMR spectrum of **3**, four singlets for the methyl groups of the ^tBu moieties appear at 29.38, 29.66, 29.96, and 36.22 ppm, together with four peaks derived from C(CH₃)₃ at 52.80, 54.77, 55.69, and 60.88 ppm. In the ²⁹Si NMR spectrum of **3**, three singlets were observed at –57.02, –6.80, and –1.48 ppm. These spectral features clearly indicate that the dinuclear structure of **3** is maintained in solution. The IR spectrum showed two strong absorption bands at 2210.5 cm^{–1} and 2075 cm^{–1}.

As mentioned above, the ¹H NMR spectrum of the crude product obtained from the reaction of **1c** with 2 equiv. of Ni(cod)₂ in the presence of 5 equiv. of CN^tBu showed the formation of disilylketenimine **4**. We found that thermolysis of the isolated dinuclear nickel cluster **3** afforded **4**. For instance, **4** was formed in 33% yield upon keeping a C₆D₆ solution of pure **3** at 60 °C for 1 week. When the reaction temperature was raised to 80 °C, the thermolysis of **3** was completed within 24 h to



Scheme 3 Reaction of **1c** with 2 equiv. of Ni(cod)₂ and 5 equiv. of CN^tBu to form dinuclear Ni cluster **3** and thermolysis of **3** to afford **4**.



afford **4** in 50% yield. It is noteworthy that in the presence of 5 equiv. of CN^tBu , the formation of **4** was suppressed during the thermolysis of **3** in C_6D_6 at 80 °C. This result might indicate that the dissociation of the CN^tBu ligand from the nickel center might be involved in the reaction mechanism to afford **4** upon thermolysis of **3**. Furthermore, compound **4** was isolated in 38% yield (based on Si) as colorless crystals *via* thermolysis of the crude product obtained by the reaction of **1c** with 2 equiv. of $\text{Ni}(\text{cod})_2$ in the presence of 5 equiv. of CN^tBu at 80 °C for 48 h. Thus, dinuclear nickel cluster **3** might be an intermediary species to form **4** under thermal conditions. Although the detailed reaction mechanism is not clear at present, one can imagine that Ni-bound carbide (C(1)) and Ni-bound CN^tBu from one Ni site on **3** might couple to give **4**. In other words, denitrogenative homocoupling of two molecules of CN^tBu occurred on the Ni cluster to form disilylketenimine **4**.

The molecular structure of **4** in the solid state, determined *via* single-crystal X-ray diffraction analysis, is shown in Fig. S9 in the ESI.† In the ^1H NMR spectrum of **4**, two singlets for the methyl protons of the ^tBu groups appear at 0.88 and 1.14 ppm with an integral ratio of 9 : 9, whereas signals for the phenyl moieties emerge as multiplets at 7.22–7.29 ppm and 8.12–8.15 ppm with an integral ratio of 12 : 8. In the ^{13}C NMR spectrum of **4**, two signals for the $\text{C}=\text{C}=\text{N}^t\text{Bu}$ moieties were observed at 54.77 and 161.15 ppm, and two magnetically inequivalent ^tBu groups were observed with signals at 30.91 and 34.14 ppm for the $\text{C}(\text{CH}_3)$ units, and at 52.30 and 54.77 ppm for the $\text{C}(\text{CH}_3)$ units. In the ^{29}Si NMR spectrum of **4**, only one singlet was observed at –13.12 ppm, which suggests two magnetically equivalent silicon atoms. In the IR spectrum of **4**, one strong absorption band appeared at 2024 cm^{-1} ; this value is comparable to that observed for the disilylketenimine reported by Driess *et al.* (*vide infra*).⁹

Metalation-induced formation of a $\text{C}\equiv\text{C}$ bond to afford **5**

Then, we turned our attention to the reaction of **1c** with an increased amount of Ni species to examine the possibility of constructing nickel clusters with higher nuclearity. Namely, we treated a mixture of 5 equiv. of $\text{Ni}(\text{cod})_2$ and 7 equiv. of CN^tBu with **1c**, which furnished pentanuclear nickel cluster **5** in 22% isolated yield as dark red crystals (Scheme 4).

The molecular structure of **5** in the solid state was determined *via* single-crystal X-ray diffraction analysis (Fig. 2). Cluster **5** contains five nickel atoms and the N^tBu group generated *via* cleavage of the $\text{C}\equiv\text{N}$ bond of CN^tBu bridges $\text{Ni}(1)$

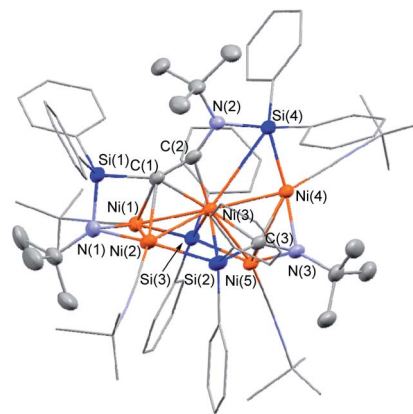
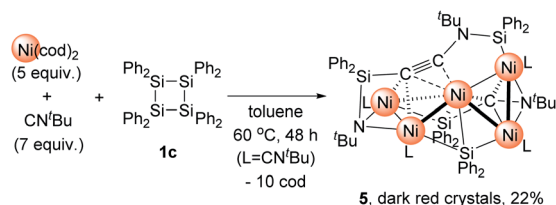


Fig. 2 Molecular structure of **5** with thermal ellipsoids at 50% probability. All carbon and nitrogen atoms are shown in wireframe style except for the C(1), C(2), N(1), and N(2) atoms; all hydrogen atoms are omitted for clarity.

and $\text{Ni}(2)$ while being coordinated to the $\text{Si}(1)$ center of the “ SiPh_2 ” moiety. Strikingly, the formation of a new $\text{C}\equiv\text{C}$ bond occurred between C(1) and C(2). The C(1)–C(2) bond distance (1.304(5) Å) is slightly lengthened compared to those in C–C triple bonds with amino- and/or silyl-substituents.¹⁶ The Si(1)–C(1)–C(2) and C(1)–C(2)–N(2) bond angles were measured to be 146.7(2) and 152.2(2)°, respectively. In addition, the bond distance between C(2) and N(2) (1.340(4) Å) is comparable to those found in amino- and silyl substituted alkynes (1.321(3)–1.362(2) Å).¹⁶ These structural parameters indicate that the C(1)–C(2) bond can be considered to have carbon–carbon triple bond character, and it is coordinated to the $\text{Ni}(1)$, $\text{Ni}(2)$, and $\text{Ni}(3)$ centers in an η^2 -fashion as a (μ_3 - η^2 - $\text{R}_3\text{Si}-\text{C}\equiv\text{C}-\text{NR}'_2$) unit in the molecular structure of **5**. This bonding situation was also supported by theoretical calculations (*vide infra*). In addition, the elongated C(3)–N(3) bond (1.341(4) Å) suggests that the isocyanide consisting of the C(3)–N(3) bond engages in some bonding interaction with the three nickel atoms $\text{Ni}(3)$, $\text{Ni}(4)$, and $\text{Ni}(5)$. C(3) also exhibits a bonding interaction with $\text{Si}(2)$, which is reflected in a bond distance of 1.899(4) Å. The Ni–Ni bond distances (2.4564(8)–2.6564(6) Å) are short enough to invoke bonding interactions.¹⁵

To elucidate the bonding interactions in **5**, DFT calculations were carried out using the PBE0, B3PW91, M06, and B3LYP functionals. The optimized structural parameters obtained using the M06 functional were in good agreement with the data obtained from the XRD analysis (for details, see the ESI†). The calculated WBIs for the Ni–Ni bonds (0.13–0.16) support the presence of bonding interactions. It should also be noted that the WBI of the C(1)–C(2) bonds was 1.73, while those of the Ni(3)–C(1) and Ni(3)–C(2) bonds were 0.34 and 0.46, respectively. In addition, the WBIs for the Ni(1)–C(1) and Ni(2)–C(1) were estimated to be 0.14 and 0.27, respectively. These parameters suggest triple-bond character for the C(1)–C(2) bond, which is coordinated to the nickel centers in a μ_3 - η^2 -coordination mode. In addition, the WBI of the C(3)–N(3) bond (1.39) indicates that the C(3)≡N(3) bond was effectively activated by the three surrounding nickel atoms, *i.e.*, $\text{Ni}(3)$, $\text{Ni}(4)$, and $\text{Ni}(5)$.



Scheme 4 Construction of Ni_5 cluster **5** and subsequent thermolysis to produce **4**.



Indeed, the WBIs between these three nickel centers and C(3) or N(3) support the presence of bonding interactions (for details, see the ESI†).

The molecular structure of **5**, determined by single-crystal X-ray diffraction analysis, indicates that there are seven inequivalent ^tBu moieties in **5**. In the ¹H NMR spectrum of **5**, six singlets for the methyl protons of the ^tBu group appeared at 0.72, 0.77, 0.81, 0.87, 1.30, and 1.78 ppm with an integral ratio of 9 : 9 : 9 : 18 : 9 : 9, suggesting that all ^tBu groups in **5** are magnetically inequivalent, even in solution. In the ¹³C NMR spectrum of **5**, seven signals appeared for the methyl group of the ^tBu units at 29.49, 29.56, 29.64, 29.74, 30.08, 32.04, and 36.34 ppm. Four singlets appeared in the ²⁹Si NMR spectrum of **5** at -59.26, -36.68, 0.43, and 137.93 ppm, which is consistent with the solid-state structure. In the IR spectrum of **5**, two strong absorption bands appeared at 2071 cm⁻¹ and 2102 cm⁻¹, which were assigned to the CN^tBu groups.

With Ni₅ cluster **5** in hand, we investigated whether its thermolysis would enable the formation of disilylketenimine **4**. Indeed, **4** was formed in 42% yield, as evident from the integral value of the ^tBu signal relative to that of an internal standard anisole, after keeping a C₆D₆ solution of **5** at 60 °C for 1 week. At 80 °C, the thermolysis of **5** was completed within 24 h to afford **4** in 58% yield. In both cases, the nickel species decomposed during the course of this reaction (Scheme 5). This result clearly indicates that the (μ₃-η²-R₃Si - C≡C - NR'₂) alkyne moiety in **5** is converted into disilylketenimine **4** to produce the denitrogenative coupling product involving two CN^tBu molecules.

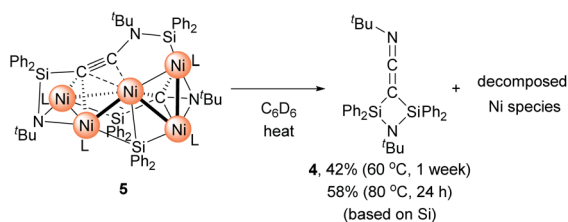
When **1c** was treated with 5 equiv. of Ni(cod)₂ and 7 equiv. of CN^tBu, pentanuclear nickel cluster **5**, which includes a (μ₃-η²-R₃Si - C≡C - NR'₂) unit, was formed. The generation of a μ₃-η²-R₃Si - C≡C - NR'₂ moiety could be interpreted in terms of the denitrogenative reductive coupling of two molecules of CN^tBu, *i.e.*, in terms of the coupling of one molecule of CN^tBu with a carbide moiety that could be generated *via* bond cleavage of the C≡N bond in CN^tBu. It should be noted here that electrophile-induced coupling between a carbyne (CR) moiety and η¹-coordinated isocyanides on the molybdenum center of a mononuclear complex has already been reported.¹⁷ This transformation might be relevant to our reaction, *i.e.*, the coupling of the Si-surrounded carbide moiety and an additional molecule of CN^tBu to form the metal-coordinated alkyne moiety. However, the carbyne moiety in the aforementioned report does not directly originate from the isocyanide. These results imply that denitrogenative reductive coupling of two molecules of CN^tBu *via* activation of the inactive C≡N bond

effectively occurred on the nickel cluster framework supported by four silylene (SiPh₂) units derived from **1c**. Subsequently, the thermolysis of **5** led to the formation of disilylketenimine **4**. The formation of disilylketenimine **4** might be interpreted in terms of liberation of the μ₃-η²-R₃Si - C≡C - NR'₂ unit followed by tautomerization.

It should be mentioned here that Driess and co-workers reported that divalent silicon compounds, *i.e.*, silylenes, located adjacently through a xanthene or ferrocenyl linker promote deoxygenative homocoupling involving two molecules of CO or heterocoupling involving one molecule of CO and one molecule of CNXyl (Xyl = 2,6-dimethylphenyl) to form C=C=O or C=C=NXyl units *via* cleavage of the C≡O bond.⁹ It is thus probable that the silylene “SiPh₂” moieties generated upon the insertion of the nickel species into the Si-Si bonds in **1c** might play a crucial role to activate the inactive C≡N bond in CN^tBu. Ito *et al.* reported another example of the scission of the C≡N bond of isocyanides assisted by organosilicon moieties, *i.e.*, a Pd-catalyzed C≡N bond cleavage in the reaction of aryl isocyanides with linear tetra- or hexasilanes, while alkyl isocyanides remained intact.¹⁸ These studies suggest that the reaction mechanism of our dinuclear nickel system should be different.

Conclusions

In conclusion, sequential cleavage of C≡N bonds and formation of C≡C bonds involving two molecules of CN^tBu were achieved on a multinuclear nickel cluster framework surrounded by four silylene moieties, followed by the formation of a disilylketenimine *via* thermolysis. First, the formation of Ni₂ cluster **3** was confirmed by the reaction of **1c** with a 2 : 5 mixture of Ni(cod)₂ and CN^tBu in toluene at 65 °C. One outstanding structural feature of Ni₂ cluster **3** is that the carbide and imido (N^tBu) moieties were generated *via* cleavage of the C≡N bond in CN^tBu. Then, **1c** was treated with a 5 : 7 mixture of Ni(cod)₂ and CN^tBu in toluene at 65 °C, which resulted in the formation of Ni₅ cluster **5**, which contains a μ₃-η²-R₃Si - C≡C - NR'₂ unit. We found that thermolysis of **3** or **5** leads to the formation of disilylketenimine **4**. Although the transformation from **3** to **5** by adding 3 equiv. of Ni(cod)₂ and 2 equiv. of CN^tBu was unsuccessful,[‡] the structural features of **3** and **5** could imply the following reaction sequence of C≡N bond cleavage and C≡C bond formation. First, cleavage of the C≡N bond occurs on the Ni₂ center to afford a silylene-supported carbide and the N^tBu moiety. On the other hand, incorporation of five nickel moieties may activate the C≡N bond and simultaneously form the μ₃-η²-R₃Si - C≡C - NR'₂ unit. A subsequent thermolysis of the formed Ni clusters could then lead to disilylketenimine **4** as the final product. In total, denitrogenative reductive coupling of two molecules of CN^tBu was realized on the nickel cluster framework surrounded by four SiPh₂ moieties without the use of any strong reducing reagents such as KC₈. As isocyanides are isoelectronic to CO, the results shown here could provide some insight into the transformation of CO with the aid of multiple metal atoms on active metal surfaces, such as in the Fischer-Tropsch process.



Scheme 5 Thermolysis of Ni₅ cluster **5** to produce **4**.



Data availability

All experimental and theoretical data are provided in the ESI.†

Author contributions

K. Shimamoto conducted all the experiments. All the authors analysed the data. Y. Sunada supervised this study and wrote the manuscript. All the authors discussed the results and contributed to the preparation of the final manuscript.

Conflicts of interest

There are no conflicts to declare.

Acknowledgements

This work was supported by JST, PRESTO Grant Number JPMJPR20A9, Japan.

Notes and references

† Reaction of Ni₂ cluster **3** with 3 equiv. of Ni(cod)₂ and 2 equiv. of CN^tBu was performed at 60 °C in C₆D₆ and monitored via ¹H NMR spectroscopy. However, only a complex mixture was formed in this reaction, and the formation of Ni₅ cluster **5** could not be confirmed. In this reaction, the thermolysis of **3** to produce disilylketenimine **4** proceeded, which may prevent the transformation of **3** to **5** in the presence of additional Ni(cod)₂ and CN^tBu.

- (a) *Activation of Small Molecules: Organometallic and Bioinorganic Perspectives*, ed. W. B. Tolman, Wiley-VCH, 2006; (b) J. G. Chen, R. M. Crooks, L. C. Seefeldt, K. L. Bren, R. Morris Bullock, M. Y. Darensbourg, P. L. Holland, B. Hoffman, M. J. Janik, A. K. Jones, M. G. Kanatzidis, P. King, K. M. Lancaster, S. V. Lymar, P. Pfromm, W. F. Schneider and R. R. Schrock, *Science*, 2018, **360**, eaar6611; (c) G. Ertl, *Angew. Chem., Int. Ed.*, 2008, **47**, 3524–3535.
- (a) A. Y. Khodakov, W. Chu and P. Fongarland, *Chem. Rev.*, 2007, **107**, 1692–1744; (b) E. de Smit and B. M. Weckhuysen, *Chem. Soc. Rev.*, 2008, **37**, 2758–2781; (c) M. E. Dry, *Catal. Today*, 1990, **6**, 183–206; (d) R. A. van Santen, A. J. Markvoort, I. A. W. Filot, M. M. Ghouriab and E. J. M. Hensen, *Phys. Chem. Chem. Phys.*, 2013, **15**, 17038–17063.
- R. Y. Kong and M. R. Crimmin, *Dalton Trans.*, 2020, **49**, 16587–16597.
- (a) J. A. Buss and T. Agapie, *Nature*, 2016, **529**, 72–75; (b) J. A. Buss, G. A. Bailey, J. Oppenheim, D. G. VanderVelde, W. A. Goddard III and T. Agapie, *J. Am. Chem. Soc.*, 2019, **141**, 15664–15674; (c) J. A. Buss and T. Agapie, *J. Am. Chem. Soc.*, 2016, **138**, 6466–16477; (d) G. A. Bailey and T. Agapie, *Organometallics*, 2021, **40**, 2881–2887; (e) G. A. Bailey, J. A. Buss, P. H. Oyala and T. Agapie, *J. Am. Chem. Soc.*, 2021, **143**, 13091–13102.
- H. R. Sharpe, A. M. Geer, L. J. Taylor, B. M. Gridley, T. J. Blundell, A. J. Blake, E. S. Davies, W. Lewis, J. McMaster, D. Robinson and D. L. Kays, *Nat. Commun.*, 2018, **8**, 1.
- D. R. Neithamer, R. E. Lapointe, R. A. Wheeler, D. S. Richeson, G. D. Van Duyne and P. T. Wolczanski, *J. Am. Chem. Soc.*, 1989, **111**, 9056–9072.
- (a) S. Hu, T. Shima and Z. Hou, *J. Am. Chem. Soc.*, 2020, **142**, 19889–19894; (b) T. Shima and Z. Hou, *J. Am. Chem. Soc.*, 2006, **128**, 8124–8125; (c) T. Matsuo and H. Kawaguchi, *J. Am. Chem. Soc.*, 2005, **127**, 17198–17199; (d) F. Calderazzo, U. Englert, A. Guarini, F. Marchetti, G. Pampaloni and A. Segre, *Angew. Chem., Int. Ed. Engl.*, 1994, **33**, 1188–1189; (e) F. Calderazzo, U. Englert, A. Guarini, F. Marchetti, G. Pampaloni, A. Segre and G. Tripepi, *Chem.–Eur. J.*, 1996, **2**, 412–419.
- (a) W. J. Evans, J. W. Grate, L. A. Hughes, H. Zhang and J. L. Atwood, *J. Am. Chem. Soc.*, 1985, **107**, 3728–3730; (b) W. J. Evans, D. S. Lee, J. W. Ziller and N. Kaltsoyannis, *J. Am. Chem. Soc.*, 2006, **128**, 14176–14184.
- (a) Y. Wang, A. Kostenko, T. J. Hadlington, M. P. Luecke, S. Yao and M. Driess, *J. Am. Chem. Soc.*, 2021, **141**, 626–634; (b) M. P. Luecke, A. Kostenko, Y. Wang, S. Yao and M. Driess, *Angew. Chem., Int. Ed.*, 2019, **58**, 12940–12944.
- H. Asakawa, K. H. Lee, Z. Lin and M. Yamashita, *Nat. Commun.*, 2014, **5**, 1.
- (a) R. D. Adams, P. Mathur and B. E. Sigmüller, *Organometallics*, 1983, **2**, 1259–1261; selected examples for reductive coupling of isocyanides mediated by the transition metal complexes, see: ; (b) S. L. Staun, G. T. Kent, A. Gomez-Torres, G. Wu, S. Fortier and T. W. Hayton, *Organometallics*, 2021, **40**, 2934–2938; (c) W. Chen, Y. Zhao, W. Xu, J. H. Su, L. Shen, L. Liu, B. Wu and X.-J. Yang, *Chem. Commun.*, 2019, **55**, 9452–9455; (d) S. Hasegawa, Y. Ishida and H. Kawaguchi, *Chem. Commun.*, 2021, **57**, 8296–8299; (e) Y. Yamamoto, H. Yamazaki and T. Sakurai, *J. Am. Chem. Soc.*, 1982, **104**, 2329–2330; (f) J. Shen, G. P. A. Yap and K. H. Theopold, *J. Am. Chem. Soc.*, 2014, **136**, 3382–3384.
- (a) Y. Sunada, R. Haige, K. Otsuka, S. Kyushin and H. Nagashima, *Nat. Commun.*, 2013, **4**, 3014; (b) K. Shimamoto and Y. Sunada, *Chem.–Eur. J.*, 2019, **25**, 3761–3765; (c) R. Usui and Y. Sunada, *Chem. Commun.*, 2020, **56**, 8464–8467; (d) C. Yanagisawa, S. Yamazoe and Y. Sunada, *ChemCatChem*, 2021, **13**, 1152–1156; (e) K. Shimamoto and Y. Sunada, *Chem. Commun.*, 2021, **57**, 7649–7652; (f) R. Usui and Y. Sunada, *Inorg. Chem.*, 2021, **60**, 15101–15106.
- H. Ogino and H. Tobita, *Adv. Organomet. Chem.*, 1998, **42**, 223–290.
- A. Okuniewski, D. Rosiak, J. Chojnacki and B. Becker, *Polyhedron*, 2015, **90**, 47–57.
- (a) R. Beck and S. A. Johnson, *Organometallics*, 2012, **31**, 3599–3609; (b) I. Bach, R. Goddard, C. Kopsiske, K. Seevogel and K. R. Pörschke, *Organometallics*, 1999, **18**, 10–20.
- (a) B. Waldecker, F. Kraft, C. Golz and M. Alcarazo, *Angew. Chem., Int. Ed.*, 2018, **57**, 12538–12542; (b) C. Wang, W. Mao, L. Xiang, Y. Yang, J. Fang, L. Maron, X. Leng and Y. Chen, *Chem.–Eur. J.*, 2018, **24**, 13903–13917.



- 17 (a) C. M. Bastos, N. Daubenspeck and A. Mayr, *Angew. Chem., Int. Ed.*, 1993, **32**, 743–745; (b) A. C. Filippou, W. Grünleitner, C. Völkl and P. Kiprof, *Angew. Chem., Int. Ed.*, 1991, **30**, 1167–1169; (c) A. C. Filippou, B. Lungwitz and G. Kociok-Köhn, *Eur. J. Inorg. Chem.*, 1999, 1905–1910; (d) A. C. Filippou, C. Völkl, W. Grünleitner and P. Kiprof, *J. Organomet. Chem.*, 1992, **434**, 201–223.
- 18 (a) M. Sugimoto and Y. Ito, *Chem. Rev.*, 2000, **100**, 3221–3256; (b) Y. Ito, M. Sugimoto, T. Matsuura and M. Murakami, *J. Am. Chem. Soc.*, 1991, **113**, 8899–8908; (c) Y. Ito, M. Sugimoto, M. Murakami and M. Shiro, *J. Chem. Soc., Chem. Commun.*, 1989, 1494–1495.

