

Cite this: *Chem. Sci.*, 2022, 13, 1130

All publication charges for this article have been paid for by the Royal Society of Chemistry

Competing C–H and C–F bond activation reactions of a fluorinated olefin at Rh: a fluorido vinylidene complex as an intermediate in an unprecedented dehydrofluorination step†

Maria Talavera  and Thomas Braun *

The hydrofluoroolefin *Z*-1,3,3,3-tetrafluoropropene has been activated *via* an initial C–F bond activation and subsequent C–H bond activation using $[\text{Rh}(\text{H})(\text{PET}_3)_3]$ (**1**) or *via* C–H bond activation at $[\text{Rh}(\text{CH}_3)(\text{PET}_3)_3]$ (**8**). In both cases the formation of $[\text{Rh}\{\text{(E)-CF=CHCF}_3\}(\text{PET}_3)_3]$ (**3**) was observed. Importantly, the C–F activation product $[\text{Rh}\{\text{(E)-CH=CHCF}_3\}(\text{PET}_3)_3]$ (**2**) reacts in the presence of *Z*-1,3,3,3-tetrafluoropropene into **3**. The latter converted into $[\text{Rh}(\text{C}\equiv\text{CCF}_3)(\text{PET}_3)_3]$ (**6**) by an unprecedented dehydrofluorination reaction, presumably *via* a vinylidene complex as intermediate. When the carbonyl complex $[\text{Rh}(\text{C}\equiv\text{CCF}_3)(\text{CO})(\text{PET}_3)_3]$ (**12**) was treated with an excess of $\text{NEt}_3 \cdot 3\text{HF}$ or HBF_4 at low temperature, the formation of the phosphonioalkenyl compounds $[\text{Rh}\{\text{(Z)-C}(\text{PET}_3)=\text{CHCF}_3\}(\text{CO})(\text{PET}_3)_2\text{X}]$ ($\text{X} = \text{F}(\text{HF})_x, \text{BF}_4$) (**13**) was observed. The formation of **13** can be explained by an attack of PET_3 at the electrophilic α -carbon atom of an intermediate vinylidene complex. The employment of P^iPr_3 derivatives as model compounds allowed for the isolation of the unique fluorido vinylidene complex *trans*- $[\text{Rh}(\text{F})(\text{C}=\text{CHCF}_3)(\text{P}^i\text{Pr}_3)_2]$ (**16**), which in the presence of PET_3 transforms into $[\text{Rh}(\text{C}\equiv\text{CCF}_3)(\text{PET}_3)_3]$ (**6**).

Received 1st December 2021
Accepted 27th December 2021

DOI: 10.1039/d1sc06713c

rs.c.li/chemical-science

Introduction

Hydrofluoroolefins (HFOs) have attracted a lot of attention during the last decade due to both their industrial use and their role as sources of fluorinated building blocks.^{1–5} In this regard, both C–H and C–F bond activation reactions of HFOs have been described using transition metal complexes, main group elements or heterogeneous catalysts.^{6–12} Commonly, the C–F bond activation is promoted by the formation of stable bonds such as H–F, B–F, Si–F or Al–F bonds among others.^{13–18}

At rhodium, the complexes $[\text{Rh}(\text{E})(\text{PET}_3)_3]$ ($\text{E} = \text{H}, \text{F}$, boryl, silyl, germyl) exhibit distinct reaction pathways for the C–F or C–H bond activation of HFOs.^{19–25} For example, the activation of 2,3,3,3-tetrafluoropropene using $[\text{Rh}(\text{F})(\text{PET}_3)_3]$ in the presence of fluorosilane resulted in the C–H bond activation and a concomitant 1,2-fluorine shift.²⁴ On the other hand, *E*-1,3,3,3-tetrafluoropropene reacted with $[\text{Rh}(\text{E})(\text{PET}_3)_3]$ ($\text{E} = \text{H}$, silyl, germyl) by C–F bond activation *via* two different reaction pathways, which impart either insertion into the M–E bond followed by a β -fluoride elimination step to yield $[\text{Rh}(\text{F})(\text{PET}_3)_3]$ or the release of FE leading to a vinyl complex.²³

Tetrafluoroolefins are used as refrigerants and blowing agents. They have zero ozone depletion potential and a very low global warming potential. On the other hand, there is a certain concern, because of depletion processes which can involve the generation of HF or environmentally persistent depletion products such as trifluoroacetate.^{26–28} Despite the broad research on HFOs,^{3,8,19} the studies regarding the reactivity of the isomer *Z*-1,3,3,3-tetrafluoropropene (*Z*-HFO-1234ze) are very scarce, but of interest, because it can be a source for more valuable building blocks. So far, only Crimmin and co-workers reported its C–F bond activation *via* an oxidative addition at an Al(*i*) complex.²⁹

Hydrodefluorination is a very well-known reaction pathway at transition metal complexes for both stoichiometric and catalytic activation of fluorinated derivatives.^{15,18,30–34} On the contrary, dehydrofluorination (DHF) reactions at fluoroalkanes are rare, but can be catalysed by solid materials such as magnesium³⁵ or aluminium-based catalysts,^{36,37} and germylum ions as the only examples for homogeneous catalysts.³⁸ Metal-mediated dehydrofluorination reactions of fluoroalkyl or fluoroalkenyl moieties to yield HF and the corresponding alkenyl or alkynyl entity have not been described previously. A report at scandium complexes involves a β -fluorine elimination step after a hydrogen atom abstraction, but this will always produce metal fluorido complexes.³⁹ Hughes *et al.* discussed, as part of a mechanistic proposal, the defluorination of a perfluoroalkyl ligand bound at an iridium half-sandwich complex.⁴⁰ A proposed

Department of Chemistry, Humboldt-Universität zu Berlin, Brook-Taylor-Str. 2, 12489 Berlin, Germany. E-mail: thomas.braun@cms.hu-berlin.de

† Electronic supplementary information (ESI) available: Full characterization, NMR spectra, DFT details and XYZ coordinates. See DOI: 10.1039/d1sc06713c



intermediate $[\text{IrCp}^*(\text{H})(\text{CH}_2\text{CF}_2\text{CF}_3)(\text{PMe}_3)]$ was suggested to convert into $[\text{IrCp}^*(\text{H})(\text{CH}=\text{CFCF}_3)(\text{PMe}_3)]$ and HF.

Herein, the reactivity of *Z*-1,3,3,3-tetrafluoropropene towards rhodium(i) complexes is reported. The studies include consecutive bond activation reactions of C–F and C–H bonds. The unprecedented dehydrofluorination of a fluorinated vinyl complex to yield an alkynyl complex is described and model studies suggest a fluorido vinylidene complex as an intermediate.

Results and discussion

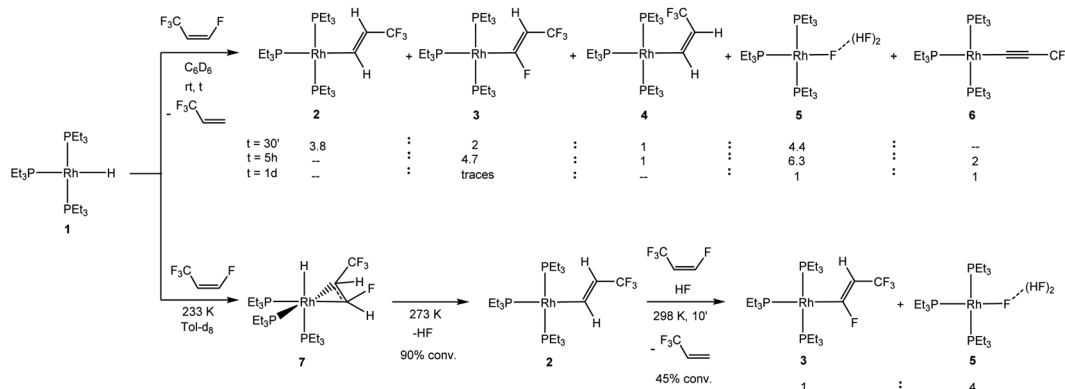
A reaction of $[\text{Rh}(\text{H})(\text{PEt}_3)_3]$ (**1**) with *Z*-1,3,3,3-tetrafluoropropene resulted after 30 minutes in the formation of a mixture of the complexes $[\text{Rh}\{(E)\text{-CH}=\text{CHCF}_3\}(\text{PEt}_3)_3]$ (**2**),²⁴ $[\text{Rh}\{(E)\text{-CF}=\text{CHCF}_3\}(\text{PEt}_3)_3]$ (**3**), $[\text{Rh}\{(Z)\text{-CH}=\text{CHCF}_3\}(\text{PEt}_3)_3]$ (**4**) and $[\text{Rh}\{\text{F}(\text{HF})_2\}(\text{PEt}_3)_3]$ (**5**)^{41,42} in a 3.8 : 2 : 1 : 4.4 ratio, as well as the release of 3,3,3-trifluoropropene (Scheme 1). After 5 hours complex **2** was completely consumed, while higher amounts of the complexes **3** and **5** were obtained; and the formation of the rhodium(i) alkynyl complex $[\text{Rh}(\text{C}\equiv\text{CCF}_3)(\text{PEt}_3)_3]$ (**6**)⁴³ was also observed. After one day, the complexes **5** and **6** were detected in a 1 : 1 ratio (Scheme 1). Overall, this suggests that initially, from $[\text{Rh}(\text{H})(\text{PEt}_3)_3]$ (**1**), the vinyl complexes $[\text{Rh}\{(E)\text{-CH}=\text{CHCF}_3\}(\text{PEt}_3)_3]$ (**2**) and $[\text{Rh}\{(Z)\text{-CH}=\text{CHCF}_3\}(\text{PEt}_3)_3]$ (**4**) are formed by C–F bond activation, followed by a C–H activation step in the presence of the olefin to form $[\text{Rh}\{(E)\text{-CF}=\text{CHCF}_3\}(\text{PEt}_3)_3]$ (**3**) together with 3,3,3-trifluoropropene. The latter complex converts into **5** and **6**.

NMR studies at low temperature support this assumption and give further insight. Thus, treatment of $[\text{Rh}(\text{H})(\text{PEt}_3)_3]$ (**1**) with *Z*-1,3,3,3-tetrafluoropropene at 233 K led initially to the formation of complex *fac*- $[\text{Rh}(\text{H})(\text{CHF}=\text{CHCF}_3)(\text{PEt}_3)_3]$ (**7**) due to the coordination of the olefin at rhodium (Scheme 1). Complex **7** displays characteristic spectroscopic data revealing a *syn*-configuration of the CF_3 group at the coordinated olefin and the hydrido ligand (see ESI† for DFT calculations), as previously reported for the coordination of fluoroolefins at **1**.^{22–25} After warming up the reaction mixture to 273 K, 90% of complex **7** converted to give the C–F bond activation product $[\text{Rh}\{(E)\text{-CH}=\text{CHCF}_3\}(\text{PEt}_3)_3]$ (**2**) together with HF. The

preference of complex **1** towards C–F bond activation over C–H bond activation is in accordance with the reactivity of other fluoroolefins, but in contrast to the observed C–H bond activation reactions of partially fluorinated aromatics.^{22–25,44,45} Finally, at room temperature after 10 min in the presence of *Z*-1,3,3,3-tetrafluoropropene, a 45% conversion of complex **2** was observed towards a mixture of the complexes $[\text{Rh}\{(E)\text{-CF}=\text{CHCF}_3\}(\text{PEt}_3)_3]$ (**3**) and $[\text{Rh}\{\text{F}(\text{HF})_2\}(\text{PEt}_3)_3]$ (**5**) in a 1 : 4 ratio (Scheme 1). Note that $[\text{Rh}\{(E)\text{-CF}=\text{CHCF}_3\}(\text{PEt}_3)_3]$ (**3**) appeared upon consumption of $[\text{Rh}\{(E)\text{-CH}=\text{CHCF}_3\}(\text{PEt}_3)_3]$ (**2**), whereas the amount of 3,3,3-trifluoropropene increased accordingly. The reaction monitoring at 273 K also suggests that complex **5** is mainly formed from complex **2** – presumably by protonation with HF – and not from complex **7**. However, it cannot be ruled out that small amounts of complex **7** react by insertion of the olefin into the Rh–H bond and a subsequent β -F-elimination to furnish $[\text{Rh}(\text{F})(\text{PEt}_3)_3]$ and 3,3,3-trifluoropropene, which is a common pathway in the chemistry of fluorinated olefins.^{11,22,23,25,46–49}

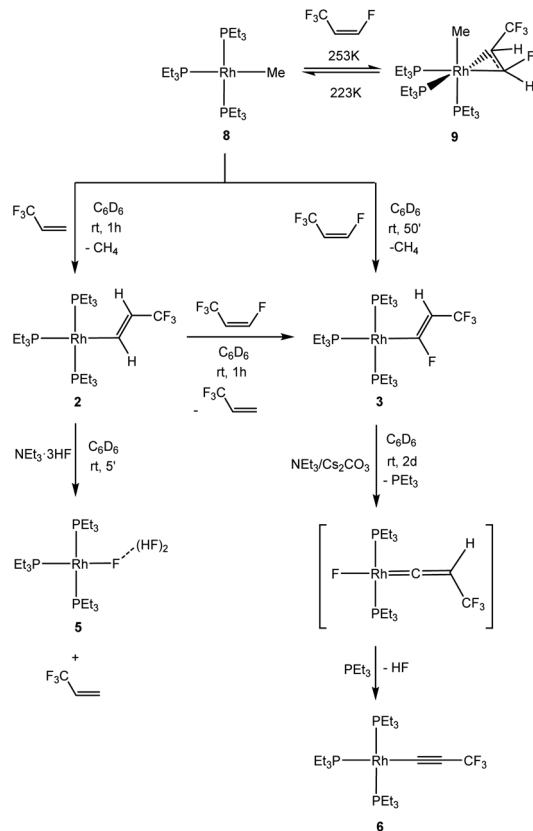
Further studies on model reactions give an insight into particular reaction steps. Thus, an independent synthesis of complex **2** by C–H bond activation of 3,3,3-trifluoropropene at $[\text{Rh}(\text{CH}_3)(\text{PEt}_3)_3]$ (**8**) was developed. Indeed, complex **2** allowed for the C–H bond activation of *Z*-HFO-1234ze to give $[\text{Rh}\{(E)\text{-CF}=\text{CHCF}_3\}(\text{PEt}_3)_3]$ (**3**) and 3,3,3-trifluoropropene in less than one hour (Scheme 2). In addition, complex **2** reacted instantly with the HF source $\text{NEt}_3 \cdot 3\text{HF}$ to yield complex $[\text{Rh}\{\text{F}(\text{HF})_2\}(\text{PEt}_3)_3]$ (**5**) and 3,3,3-trifluoropropene (Scheme 2).

Alternatively complex **3** can also be synthesized by C–H bond activation of *Z*-HFO-1234ze at $[\text{Rh}(\text{CH}_3)(\text{PEt}_3)_3]$ (**8**) which gave after 50 minutes complex **3** and methane (Scheme 3). When the reaction was followed at variable temperature, the coordination of the olefin at rhodium *fac*- $[\text{Rh}(\text{CH}_3)(\text{CHF}=\text{CHCF}_3)(\text{PEt}_3)_3]$ (**9**) was observed at 223 K, however, upon warming up to 253 K, complex **8** was regenerated, to convert into $[\text{Rh}\{(E)\text{-CF}=\text{CHCF}_3\}(\text{PEt}_3)_3]$ (**3**) at 273 K, which suggests that **9** is not an intermediate in the formation of **3** (Scheme 2). The nature of complex **9** was determined by its spectroscopic similarities to complex **7** and the presence of the resonance for the methyl ligand in the ¹H NMR spectrum to δ –0.74 ppm.

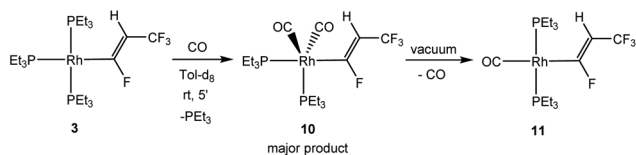


Scheme 1 Reactivity of $[\text{Rh}(\text{H})(\text{PEt}_3)_3]$ (**1**) with *Z*-1,3,3,3-tetrafluoropropene.





Scheme 2 Synthesis and reactivity of the complexes 2 and 3.



Scheme 3 Reactivity of complex 3 towards CO.

Complex $[\text{Rh}\{\text{(E)-CF}=\text{CHCF}_3\}(\text{PEt}_3)_3]$ (**3**) is only stable for about 2 h in solution or after work-up by removing all the volatiles as an oil. As observed in the reactions described above, it transformed into a mixture of $[\text{Rh}(\text{C}\equiv\text{CCF}_3)(\text{PEt}_3)_3]$ (**6**), and $[\text{Rh}\{\text{F}(\text{HF})_2\}(\text{PEt}_3)_3]$ (**5**) ($\approx 15\%$) as well as into *Z*-HFO-1234ze. If around two equivalents of $\text{NEt}_3/\text{Cs}_2\text{CO}_3$ are added to complex **3** to trap HF, the dehydrofluorination required two days, but no formation of complex **5** was observed (Scheme 2). This suggests that the HF, which is released in the dehydrofluorination step of the vinyl ligand, can react further with complex **3** to yield the fluorido complex **5** and *Z*-1,3,3,3-tetrafluoropropene. Note that an independent reaction of $[\text{Rh}\{\text{(E)-CF}=\text{CHCF}_3\}(\text{PEt}_3)_3]$ (**3**) with $\text{NEt}_3\cdot 3\text{HF}$ provided indeed complex **5** as the only rhodium complex and several organic derivatives including *Z*-HFO-1234ze.

When an excess of $\text{NEt}_3/\text{CsCO}_3$ was added to a solution of $[\text{Rh}\{\text{(E)-CF}=\text{CHCF}_3\}(\text{PEt}_3)_3]$ (**3**), conversion into **6** by dehydrofluorination was also observed, although it took up to several

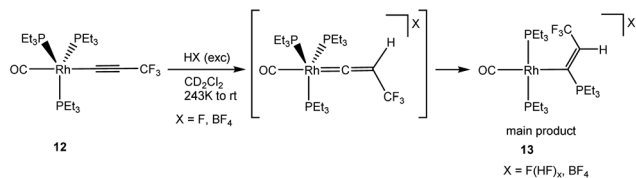
weeks. Similarly, addition of free triethylphosphine hampered the dehydrofluorination reaction. This behaviour suggests that the creation of a coordination vacant site might be necessary to allow for the HF elimination at the vinyl ligand in **3** and that the presence of NEt_3 or PEt_3 might block it. Literature data indicate that a phosphine dissociation in the *trans* position to the organyl ligand is a likely reaction step,^{22,25,50–53} but the coordination site can be blocked by a CO ligand. To further confirm this hypothesis, $[\text{Rh}\{\text{(E)-CF}=\text{CHCF}_3\}(\text{PEt}_3)_3]$ (**3**) was treated with CO to give initially *trans,cis*- $[\text{Rh}\{\text{(E)-CF}=\text{CHCF}_3\}(\text{CO})_2(\text{PEt}_3)_2]$ (**10**) together with two unknown minor complexes⁵⁴ (Scheme 3). Complex **10** exhibits a trigonal bipyramidal structure based on DFT calculations (see ESI†). The $^{31}\text{P}\{^1\text{H}\}$ NMR spectrum showed signals for two inequivalent phosphines. The ^{31}P nuclei coupled to two equivalent carbonyl ligands for the ^{13}CO isotopologue of **10**. Complex **10** is stable in solution, however, after removing all the volatiles of the mixture containing **10** and the unknown complexes, one of the CO ligands in **10** is released and *trans*- $[\text{Rh}\{\text{(E)-CF}=\text{CHCF}_3\}(\text{CO})(\text{PEt}_3)_2]$ (**11**) was obtained as sole product (Scheme 3). In contrast to complex **3**, complex **11** is stable in solution or after work-up as an oil for weeks and HF elimination was not observed. Therefore, it can be assumed that the initial phosphine dissociation to create a vacant site in the *trans* position to the vinyl ligand is necessary for the dehydrofluorination reaction.

After phosphine dissociation in **3**, a vinylidene intermediate can be proposed in the dehydrofluorination step at $[\text{Rh}\{\text{(E)-CF}=\text{CHCF}_3\}(\text{PEt}_3)_3]$ (**3**) (Scheme 2). Indeed, there is literature precedence for the generation of alkynyl complexes from vinylidene complexes in presence of a base.^{55–58} Thus, a vacant coordination site can allow for a 1,2-fluorine shift to yield a putative vinylidene complex $[\text{Rh}(\text{F})(=\text{C}=\text{CHCF}_3)(\text{PEt}_3)_2]$ bearing a rhodium-bonded fluorido ligand (Scheme 2). The latter complex would eliminate HF followed by an association of PEt_3 and form $[\text{Rh}(\text{C}\equiv\text{CCF}_3)(\text{PEt}_3)_3]$ (**6**). Note that compounds providing Lewis-acidity, such as BF_3 or LiBF_4 , were capable to facilitate the dehydrofluorination reaction at $[\text{Rh}\{\text{(E)-CF}=\text{CHCF}_3\}(\text{PEt}_3)_3]$ (**3**) within a few minutes, but no cationic vinylidene intermediates were observed even at low temperatures.

Hence, the independent synthesis of a CF_3 group containing vinylidene similar to $[\text{Rh}(\text{F})(=\text{C}=\text{CHCF}_3)(\text{PEt}_3)_2]$ was attempted. Addition of acids such as HOTf or HBF_4 to the alkynyl complex $[\text{Rh}(\text{C}\equiv\text{CCF}_3)(\text{PEt}_3)_3]$ (**6**) led only to cationic species like $[\text{Rh}(\text{PEt}_3)_4]^+$ or $[\text{Rh}(\text{toluene})(\text{PEt}_3)_2]^+$. The conversions resemble an independent reaction of **6** with $\text{NEt}_3\cdot 3\text{HF}$ to form the rhodium fluorido complex **5** and the hydrofluorination product, *Z*-HFO-1234ze, among other organic derivatives. Interestingly, when $[\text{Rh}(\text{C}\equiv\text{CCF}_3)(\text{CO})(\text{PEt}_3)_3]$ (**12**)⁴³ was treated with an excess of $\text{NEt}_3\cdot 3\text{HF}$ or HBF_4 at 243 K, the formation of $[\text{Rh}\{\text{(Z)-C}(\text{PEt}_3)=\text{CHCF}_3\}(\text{CO})(\text{PEt}_3)_2]\text{X}$ ($\text{X} = \text{F}(\text{HF})_x, \text{BF}_4$) (**13**) was observed as main product (Scheme 4, see ESI† for details).

The compound exhibited in the $^{31}\text{P}\{^1\text{H}\}$ NMR spectrum two correlating resonances with a 2 Hz coupling constant between the phosphines. One signal for the rhodium bonded phosphine ligand appears at δ 14.7 ppm and a second one for the phosphonioalkenyl unit at δ 37.1 ppm with a rhodium coupling of only 4.8 Hz. A doublet of quartets of pseudo quartets in the ^1H





Scheme 4 Formation of a fluorinated phosphoniopropenyl complex 13.

NMR spectrum for the vinyl proton at δ 6.68 ppm reveals a 36 Hz coupling to the phosphonio moiety, which is typical for a *cis* substitution,^{55,59,60} a 6 Hz coupling to the CF₃ group which is typical for the *geminal* arrangement,^{24,25,29} and 3 Hz coupling to rhodium and the phosphine ligands.

Phosphonioalkenyl complexes are commonly obtained by nucleophilic addition of a phosphine to a η^2 -coordinated alkyne.^{59–62} Other methodologies such as nucleophilic substitution of a fluorine atom at the β -position of a vinyl ligand⁶³ or nucleophilic attack at the α -position of a vinylidene ligand have been scarcely reported.⁵⁵ Noteworthy, only in the latter case the phosphonio moiety is bonded to the α -carbon. Therefore, mechanistically, the formation of complex 13 can be explained by the attack of PEt₃ at the electrophilic α -carbon atom of an intermediate vinylidene complex. Obviously, the polyfluoride anion is not nucleophilic enough to react with the vinylidene and remains as counter anion. A reaction of the square planar derivative [Rh(C \equiv CCF₃)(CO)(PEt₃)₂] with NEt₃·3HF does not result in the generation of any vinylidene complex. Instead, a mixture of unknown products and cationic complexes is obtained, suggesting a low stability of a putative vinylidene ligand.

Werner and co-workers described the synthesis of the vinylidene rhodium complex *trans*-[Rh(F)(=C=CH(Ph)(PⁱPr₃)₂)] by reaction of the binuclear complex [Rh(F)(PⁱPr₃)₂]₂ (14a) with phenylacetylene.⁶⁴ Though, treatment of [Rh(F)(PEt₃)₂]₂ (14b)⁶⁵ with two equivalents of 3,3,3-trifluoropropyne led to a mixture of products where only [Rh(H)(C \equiv CCF₃)₂](PEt₃)₃ and [Rh(*E*-CH=CHCF₃)(C \equiv CCF₃)₂](PEt₃)₃ were identified.⁴³ Similarly, the use of phenylacetylene or pentafluorophenylacetylene did not provide any vinylidene complex.

Interestingly, when complex 14a was treated with 3,3,3-trifluoropropyne the formation of η^2 -alkyne complex *trans*-[Rh(F)(HC \equiv CCF₃)(PⁱPr₃)₂] (15) was observed (Scheme 5). In

contrast to *trans*-[Rh(F)(HC \equiv CPh)(PⁱPr₃)₂],⁶⁴ complex 15 is stable for days. It is remarkable that after 3 weeks in the presence of phosphine or another base such as trimethylamine, 15 transformed into the vinylidene complex *trans*-[Rh(F)(=C=CHCF₃)(PⁱPr₃)₂] (16) (Scheme 5). In ¹⁹F NMR spectrum, complex 15 exhibits a rhodium fluorido resonance at δ = -242.9 ppm which shifts to δ = -208.0 ppm for complex 16. Similarly, in ¹H NMR, the signal for the coordinated alkyne proton in 15 at δ = 4.52 ppm shifts to δ = 0.67 ppm for the vinylidene complex 16. Finally, the ¹³C{¹H} NMR shifts confirmed the η^2 -alkyne ligand of 15 with two resonances at δ = 61 and 83 ppm, while complex 16 displays the typical signals for carbon atoms at rhodium vinylidene complexes at δ = 104 and 282 ppm.^{64,66}

Complex 16, which represents the first example for a CF₃-containing vinylidene complex described, is also stable in solution and any release of HF was not observed within one week. Remarkably, upon addition of triethylphosphine, HF elimination, *i.e.* dehydrofluorination, took place together with phosphine exchange and the formation of the alkynyl complex [Rh(C \equiv CCF₃)(PEt₃)₃] (6) and complex 5 (Scheme 5).

Conclusions

In conclusion, the selective C–H bond activation of *Z*-HFO-1234ze using a fluorinated vinyl rhodium complex has been described. This reaction was preceded by the initial C–F bond activation of the olefin at a rhodium hydrido complex. The transformation of a fluorovinyl complex into an alkynyl complex by dehydrofluorination is unprecedented. Whereas hydrodefluorination and dehydrofluorination play a crucial role for the depletion of fluororoganyl compounds, the latter had not been directly observed at transition metals. Mechanistic studies strongly support a vinylidene complex as an intermediate. Complex *trans*-[Rh(F)(=C=CHCF₃)(PⁱPr₃)₂] was synthesized independently and HF elimination could be triggered by PEt₃ addition (*i.e.* phosphine exchange). In general, the reactivity patterns demonstrate versatile activation pathways at rhodium(i) complexes, which can be useful tools for the study of catalytic transformations.

Data availability

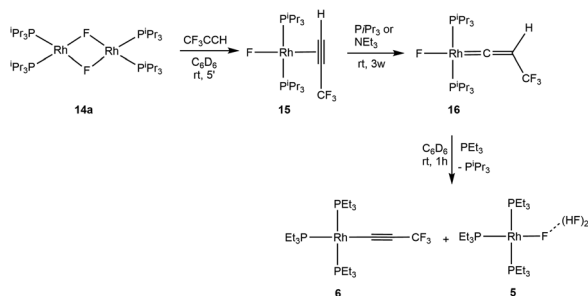
All experimental data as well as DFT details are provided in the ESI.†

Author contributions

Conceptualization, M. T. and T. B.; investigation, M. T.; writing—original draft preparation, M. T.; writing—review and editing, M. T. and T. B.; supervision and funding acquisition, T. B.

Conflicts of interest

There are no conflicts to declare.



Scheme 5 Reactivity of rhodium(i) fluorido dimer 14 towards 3,3,3-trifluoropropyne.



Acknowledgements

We acknowledge the DFG (Deutsche Forschungsgemeinschaft, BR 2065/13-1) for financial support.

Notes and references

- P. Javidmand and K. A. Hoffmann, *Int. J. Refrig.*, 2016, **69**, 114–135.
- B. Ameduri and H. Sawada, *Fluorinated Polymers: Applications*, Royal Society of Chemistry, Cambridge, 2016.
- B. Varga, J. T. Csenki, B. L. Tóth, F. Béke, Z. Novák and A. Kotschy, *Synthesis*, 2021, 45.
- B. J. Murray, L. T. Boulton and G. Sandford, *J. Fluorine Chem.*, 2021, **245**, 109774.
- B. J. Murray, T. G. F. Marsh, D. S. Yufit, M. A. Fox, A. Harsanyi, L. T. Boulton and G. Sandford, *Eur. J. Org. Chem.*, 2020, **2020**, 6236–6244.
- M. Ohashi and S. Ogoshi, *Top. Organomet. Chem.*, 2015, **52**, 197–216.
- J.-D. Hamel and J.-F. Paquin, *Chem. Commun.*, 2018, **54**, 10224–10239.
- G. Coates, F. Rekhroukh and M. R. Crimmin, *Synlett*, 2019, **30**, 2233–2246.
- T. Fujita, K. Fuchibe and J. Ichikawa, *Angew. Chem., Int. Ed.*, 2019, **58**, 390–402.
- T. Braun, G. Meißner, E. Kemnitz and K. Kretschmar, *Angew. Chem., Int. Ed.*, 2017, **56**, 16338–16341.
- N. O. Andrella, K. Liu, B. Gabidullin, M. Vasiliu, D. A. Dixon and R. T. Baker, *Organometallics*, 2018, **37**, 422–432.
- N. V. Pavlenko, S. Peng, V. Petrov, A. Jackson, X. Sun, L. Sprague and Y. L. Yagupolskii, *Eur. J. Org. Chem.*, 2020, **2020**, 5425–5435.
- J. L. Kiplinger, T. G. Richmond and C. E. Osterberg, *Chem. Rev.*, 1994, **94**, 373–431.
- L. Keyes and J. A. Love, *C-H and C-X Bond Functionalization: Transition Metal Mediation*, The Royal Society of Chemistry, 2013.
- M. F. Kuehnel, D. Lentz and T. Braun, *Angew. Chem., Int. Ed.*, 2013, **52**, 3328–3348.
- T. Stahl, H. F. T. Klare and M. Oestreich, *ACS Catal.*, 2013, **3**, 1578–1587.
- O. Eisenstein, J. Milani and R. N. Perutz, *Chem. Rev.*, 2017, **117**, 8710–8753.
- N. O. Andrella, N. Xu, B. M. Gabidullin, C. Ehm and R. T. Baker, *J. Am. Chem. Soc.*, 2019, **141**, 11506–11521.
- M. Talavera and T. Braun, *Synlett*, 2020, **31**, 1760–1774.
- T. Braun, D. Noveski, B. Neumann and H.-G. Stammer, *Angew. Chem., Int. Ed.*, 2002, **41**, 2745–2748.
- M. Teltewskoi, J. A. Panetier, S. A. Macgregor and T. Braun, *Angew. Chem., Int. Ed.*, 2010, **49**, 3947–3951.
- T. Ahrens, M. Teltewskoi, M. Ahrens, T. Braun and R. Laubenstein, *Dalton Trans.*, 2016, **45**, 17495–17507.
- M. Talavera, R. Müller, T. Ahrens, C. N. von Hahmann, B. Braun-Cula, M. Kaupp and T. Braun, *Faraday Discuss.*, 2019, **220**, 328–349.
- M. Talavera, C. N. vonHahmann, R. Müller, M. Ahrens, M. Kaupp and T. Braun, *Angew. Chem., Int. Ed.*, 2019, **58**, 10688–10692.
- M. Talavera and T. Braun, *Chem.–Eur. J.*, 2021, **27**, 11926–11934.
- E. J. K. Nilsson, O. J. Nielsen, M. S. Johnson, M. D. Hurley and T. J. Wallington, *Chem. Phys. Lett.*, 2009, **473**, 233–237.
- D. Fleet, J. Hanlon, K. Osborne, M. La Vedrine and P. Ashford, *Study on environmental and health effects of HFO refrigerants*, RPA, London, 2017.
- H. Flerlage, G. J. M. Velders and J. de Boer, *Chemosphere*, 2021, **283**, 131208.
- M. R. Crimmin, C. Bakewell and A. White, *Angew. Chem., Int. Ed.*, 2018, **57**, 6638–6642.
- H. Iwamoto, H. Imiya, M. Ohashi and S. Ogoshi, *J. Am. Chem. Soc.*, 2020, **142**, 19360–19367.
- C. Yao, S. Wang, J. Norton and M. Hammond, *J. Am. Chem. Soc.*, 2020, **142**, 4793–4799.
- J.-Y. Hu and J.-L. Zhang, in *Organometallic Fluorine Chemistry*, ed. T. Braun and R. P. Hughes, Springer International Publishing, Cham, 2015, pp. 143–196.
- M. K. Whittlesey and E. Peris, *ACS Catal.*, 2014, **4**, 3152–3159.
- G. Meier and T. Braun, *Angew. Chem., Int. Ed.*, 2009, **48**, 1546–1548.
- J.-D. Song, T.-Y. Song, T.-T. Zhang, Y. Wang, M.-F. Luo and J.-Q. Lu, *J. Catal.*, 2018, **364**, 271–281.
- M.-C. Kervarec, T. Braun, M. Ahrens and E. Kemnitz, *Beilstein J. Org. Chem.*, 2020, **16**, 2623–2635.
- X.-X. Fang, Y. Wang, W.-Z. Jia, J.-D. Song, Y.-J. Wang, M.-F. Luo and J.-Q. Lu, *Appl. Catal., A*, 2019, **576**, 39–46.
- M. Talavera, G. Meißner, S. G. Rachor and T. Braun, *Chem. Commun.*, 2020, **56**, 4452–4455.
- J. Chu, X. Han, C. E. Kefalidis, J. Zhou, L. Maron, X. Leng and Y. Chen, *J. Am. Chem. Soc.*, 2014, **136**, 10894–10897.
- R. P. Hughes, I. Kovacic, D. C. Lindner, J. M. Smith, S. Willemsen, D. Zhang, I. A. Guzei and A. L. Rheingold, *Organometallics*, 2001, **20**, 3190–3197.
- The amount of HF was determined by addition of ClSiEt₃ to form FSiEt₃ in presence of a CF₃Ph standard.
- D. Noveski, T. Braun and S. Krückemeier, *J. Fluorine Chem.*, 2004, **125**, 959–966.
- C. N. von Hahmann, M. Talavera, C. Xu and T. Braun, *Chem.–Eur. J.*, 2018, **24**, 11131–11138.
- D. Noveski, T. Braun, B. Neumann, A. Stammer and H.-G. Stammer, *Dalton Trans.*, 2004, 4106–4119.
- S. I. Kalläne, M. Teltewskoi, T. Braun and B. Braun, *Organometallics*, 2015, **34**, 1156–1169.
- N. Bramananthan, M. Carmona, J. P. Lowe, M. F. Mahon, R. C. Poulten and M. K. Whittlesey, *Organometallics*, 2014, **33**, 1986–1995.
- T. Ichitsuka, T. Fujita, T. Arita and J. Ichikawa, *Angew. Chem., Int. Ed.*, 2014, **53**, 7564–7568.
- M. Hu, Z. He, B. Gao, L. Li, C. Ni and J. Hu, *J. Am. Chem. Soc.*, 2013, **135**, 17302–17305.
- H. Sakaguchi, Y. Uetake, M. Ohashi, T. Niwa, S. Ogoshi and T. Hosoya, *J. Am. Chem. Soc.*, 2017, **139**, 12855–12862.



- 50 B. M. Trost and R. J. Kulawiec, *J. Am. Chem. Soc.*, 1992, **114**, 5579–5584.
- 51 H. Xu and W. H. Bernskoetter, *J. Am. Chem. Soc.*, 2011, **133**, 14956–14959.
- 52 P. Zhao and J. F. Hartwig, *Organometallics*, 2008, **27**, 4749–4757.
- 53 C. Xu, M. Talavera, S. Sander and T. Braun, *Dalton Trans.*, 2019, **48**, 16258–16267.
- 54 The unknown products present the same vinyl ligand and the amount of free phosphine suggests that two equivalent phosphines are present in one and three equivalent phosphines in the other. However, due to the broadening of the resonances which could be not resolved at 173 K, the arrangement of the phosphine and CO ligands was not determined.
- 55 D. R. Senn, A. Wong, A. T. Patton, M. Marsi, C. E. Strouse and J. A. Gladysz, *J. Am. Chem. Soc.*, 1988, **110**, 6096–6109.
- 56 L. M. Hall, D. P. Tew, N. E. Pridmore, A. C. Whitwood, J. M. Lynam and J. M. Slattery, *Angew. Chem., Int. Ed.*, 2017, **56**, 7551–7556.
- 57 M. I. Bruce, *Chem. Rev.*, 1991, **91**, 197–257.
- 58 D. Touchard, P. Haquette, A. Daridor, A. Romero and P. H. Dixneuf, *Organometallics*, 1998, **17**, 3844–3852.
- 59 V. Cadierno, M. P. Gamasa, J. Gimeno, C. González-Bernardo, E. Pérez-Carreño and S. García-Granda, *Organometallics*, 2001, **20**, 5177–5188.
- 60 C. S. Chin, M. Lee, M. Oh, G. Won, M. Kim and Y. J. Park, *Organometallics*, 2000, **19**, 1572–1577.
- 61 J. C. Jeffery, P. A. Jelliss, E. Psillakis, G. E. A. Rudd and F. G. A. Stone, *J. Organomet. Chem.*, 1998, **562**, 17–27.
- 62 Y. Nishimura, Y. Arikawa, T. Inoue and M. Onishi, *Dalton Trans.*, 2005, 930–937.
- 63 T. Braun, B. Blöcker, V. Schorlemer, B. Neumann, A. Stammler and H.-G. Stammler, *J. Chem. Soc., Dalton Trans.*, 2002, 2213–2218.
- 64 J. Gil-Rubio, B. Weberndörfer and H. Werner, *J. Chem. Soc., Dalton Trans.*, 1999, 1437–1444.
- 65 L. Zámostná and T. Braun, *Angew. Chem., Int. Ed.*, 2015, **54**, 10652–10656.
- 66 D. Schneider and H. Werner, *Angew. Chem., Int. Ed.*, 1991, **30**, 700–702.

