


Chemical Science

Volume 13
Number 10
14 March 2022
Pages 2799–3046

rsc.li/chemical-science



ISSN 2041-6539

EDGE ARTICLE

Artur Kasprzak, Bernd M. Schmidt *et al.*
Fast, solvent-free synthesis of ferrocene-containing organic
cages *via* dynamic covalent chemistry in the solid state

Cite this: *Chem. Sci.*, 2022, 13, 2877

All publication charges for this article have been paid for by the Royal Society of Chemistry

Fast, solvent-free synthesis of ferrocene-containing organic cages *via* dynamic covalent chemistry in the solid state†

Tom Kunde, ^a Tobias Pausch, ^a Piotr A. Guńka, ^b Maurycy Krzyżanowski, ^b Artur Kasprzak ^{*b} and Bernd M. Schmidt ^{*a}

A simple, solvent-free synthetic protocol towards the synthesis of organic self-assembled macromolecules has been established. By employing mechanochemistry using glassware readily available to every organic chemist, we were able to synthesise three novel organic cage compounds exemplarily and to speed up the synthesis of a ferrocene-containing macrocycle by a factor of 288 compared to the solution-based synthesis. The structural investigation of the newly synthesised cages revealed different modes of connectivity from using ferrocene-containing aldehydes caused by the free rotation of the cyclopentadienyl units against each other. By extending the facile solvent-free synthesis to ball-milling, even compounds that show lower reactivity could be employed in the dynamic covalent formation of organometallic cage compounds. The presented protocol gives access to otherwise inaccessible structures, speeds up general synthetic workflows, and simultaneously reduces the environmental impact of supramolecular syntheses.

Received 16th November 2021

Accepted 31st January 2022

DOI: 10.1039/d1sc06372c

rsc.li/chemical-science

Introduction

The fabrication of supramolecular structures using dynamic bonds is often accompanied by the use of metal ions to generate metal-containing superstructures formed by dative bonds, and/or the use of a large amount of solvents to facilitate the formation of those macro- or supramolecules *via* the dilution principle.¹ Using dynamic covalent chemistry (DCC) for the synthesis of organic cage compounds circumvents the use of metals but is still accompanied by the use of large quantities of hazardous organic solvents.² During the formation of these symmetrical cage molecules, large quantities of solvents are often needed to avoid precipitation of oligomeric intermediates, facilitate complete dissolving of sparingly soluble reactants, or to allow stabilizing or templating effects of the solvent molecules throughout the formation of a single supramolecule by dynamic bond formation and breaking.³ In recent years, researchers have been eager to replace high-dilution DCC, which involves mixing two or more reactants in large volumes of solvents and stirring them for days, or even weeks,⁴ in search of less hazardous, green

methods, which they discovered in mechanochemistry. Mechanochemistry was named as one of the most rapidly expanding fields in chemistry by the IUPAC in 2019⁵ and has been used to synthesise a wide array of organic, inorganic, metal-organic, and supramolecular compounds.^{6–9} Its ability to generate metal-organic frameworks, covalent organic frameworks and supramolecular frameworks in a matter of minutes instead of days, with only minimum amounts of solvent or completely solvent-free, has made it a well-established synthesis method for large framework structures.^{10,11} However, the use of mechanochemistry as a method for synthesising organic cages based on dynamic covalent bond formation has had limited success so far. To the best of our knowledge, only two groups succeeded in the formation of organic cage compounds by mechanochemical synthesis. The group of Severin reported the assembly of two cages, each consisting of 11 individual building blocks, synthesised by dynamic imine and boronic ester bond formation *via* ball-milling at room temperature in almost quantitative yields.¹² The group was not only the first to report the solvent-free formation of a discrete supramolecular structure, but it remains the only one to have accomplished this task to this date, to the best of our knowledge. Crawford, Greenaway, and co-workers were the second group to report the synthesis of an organic cage molecule by liquid-assisted mechanochemical methods. They used twin screw extrusion (TSE) to facilitate the synthesis of their CC3 cage in high yields (up to 50 g scale), a short amount of time, and high purity.¹³ Both groups utilized equipment that is regularly not found in a common organic chemistry laboratory. We herein present the synthesis of three

^aInstitut für Organische Chemie und Makromolekulare Chemie, Heinrich-Heine-Universität Düsseldorf, Universitätsstraße 1, D-40225 Düsseldorf, Germany. E-mail: Bernd.Schmidt@hhu.de; Web: <http://www.bmschmidtlab.de>

^bFaculty of Chemistry, Warsaw University of Technology, Noakowskiego Str. 3, 00-664 Warsaw, Poland. E-mail: akasprzak@ch.pw.edu.pl

† Electronic supplementary information (ESI) available: Experimental details, compounds characterization data and CCDC numbers. CCDC 2122280, 2085773, 2122279 and 2117653. For ESI and crystallographic data in CIF or other electronic format see DOI: 10.1039/d1sc06372c

novel macromolecules *via* a straightforward, fast, solvent-free, single-step synthesis that only relies on laboratory glassware, present in every organic chemistry lab and even in most schools. By simply grinding the reactants, 1,1'-diformylferrocene (**1**), 1,1'-bis(4-formylphenyl)ferrocene (**2**), and different amines (**3** and **4**), using a glass rod and a glass reaction tube, we were able to selectively synthesise three different cage molecules in a matter of minutes without the use of any solvent. We were able to generate a bowl-shaped macrocycle¹⁴ using 1,2-(*R,R*)-diaminocyclohexane (*R,R*-DACH) in similar yields as previously reported, but in much less time.

Results and discussion

Ferrocene (Fc) offers an intriguing combination of rigidity and rotational flexibility while being chemically stable and easily functionalized, and also adding additional functionality to any self-assembled system.^{15,16} Fc-containing polymers have been extensively used in mechanochemical studies using ultrasound in solution.¹⁷ Although the Fe–cyclopentadienyl (Cp) bond shows remarkable stability towards homo- and heterolytic cleavage when the distance between the Cp-rings is increased along the normal of the Cp-plane, force applied parallel to the Cp-plane readily results in shearing of both Cp-units against each other and bond scission.^{17b} This phenomenon could be employed with the use of Fc units inside a polymer backbone, creating a mechanophore in the process. The role of Fc in tribochemistry, however, has received far less attention.^{17,18} Wondering whether this method could be employed for the synthesis of cage molecules by DCC, we combined three equivalents of diformylferrocene **1** with two equivalents of tridentate amine **3** in an attempt to create a Tri²Di³ cage (FcC1, Fig. 1). During the grinding process, using a simple glass rod to grind the reactants inside of a glass reaction tube, the two dry powders quickly became a sticky mixture that was attached to the glass rod. By scraping off the sticky reaction mixture at regular intervals, complete mixing of all the reactants was assured. To our surprise, the MALDI-MS and ESI-HRMS of the grinding product (solid product mixed with dithranol and directly subjected to MALDI analysis) showed only a single intense peak of the cage FcC1 (Fig. S24 and S25†). When we subjected the mixture to immediate NMR-analysis (<10 min

from the end of the grinding to the finished ¹H NMR experiment), we observed only sharp signals that can be assigned to the quantitative formation of FcC1 (Fig. 2c). We investigated the formation of the cage during the grinding process by measuring ESI-MS spectra after 2, 5, 7, and 10 min to observe possible intermediates (Fig. S30†). After 2 min of grinding, already intense signals corresponding to FcC1 (A), alongside three different signals which can be attributed to an open form of FcC1 + H₂O (B), and two oligomeric structures resulting from the [4 + 4] condensation reaction of **1** and **3** (C) and from the [5 + 5] condensation of **1** and **3** (D), can be observed. All signals not corresponding to the closed cage species decrease over time until, at 10 min, only the product peak remains. Therefore, we assume that the condensation reaction proceeds *via* initial oligomeric intermediates, releasing water and facilitating the very fast DCC formation of the apparently thermodynamically favoured cage product FcC1. By dissolving the mixture in dry CHCl₃ followed by slow vapor diffusion of *n*-pentane, single-crystals suitable for X-ray diffraction (SC-XRD) could be obtained. The structure acquired from SC-XRD ultimately confirms the successful formation of the targeted Tri²Di³ cage FcC1 (Fig. 2a). Only two cage compounds using **1** as a building block have been reported in the literature to this date.^{16e,20} In both cases, the formyl groups are found to be stacked above one another (*syn* conformation), minimizing the distance between the two triamines that form the top and bottom parts of these small triangular prisms. In the crystal structure of FcC1, the Cp-units are rotated 150° against each other (*anti* conformation). Additionally, the Fc units are also rotated by 90° compared to the formerly reported Tri²Di³ cages. This leads to an angle of 60° between the imine groups of the upper and bottom half of the molecule when looked at from the top (Fig. 2b).

To rule out the possibility of a very fast formation of FcC1 in solution after dissolving the mixture in CDCl₃, we investigated the time scale of the DCC reaction using ¹H NMR analysis. We combined the two reactants inside an NMR tube (concentration 71 mM, representative for a sample prepared by grinding being dissolved for NMR measurement) and added 0.7 mL of dry CDCl₃. Immediately after mixing, we observed that there are almost only starting materials and minute amounts of oligomeric products present, which are indicated by broad signals in the spectrum (Fig. S1†). After 2 h of no stirring or additional mixing, FcC1 accounts for roughly 70% of the dissolved species. Significant precipitation occurred, likely caused by large amounts of insoluble oligomers (redissolved aliquots show only traces FcC1 by MALDI, Fig. S32†). Although solution synthesis of FcC1 is possible, it necessitates additional purification steps due to the formation of significant amounts of (oligomeric) side products, takes longer, and employs hazardous solvents.

Scope of the method

With the knowledge of this fast, solvent-free method for generating FcC1 at hand, we wanted to expand this method to other compounds. We therefore combined **1** with either tris(4-aminophenyl)amine (**4**) or *R,R*-DACH, employing similar conditions (Fig. 3). When grinding three equivalents of **1** and

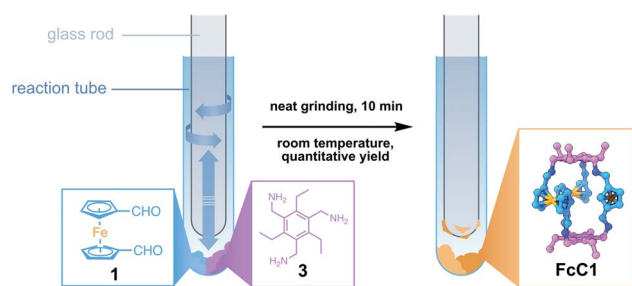


Fig. 1 Solvent-free synthesis of FcC1 using a glass rod and a reaction tube to grind the starting materials **1** and **3** in stoichiometric equivalents.



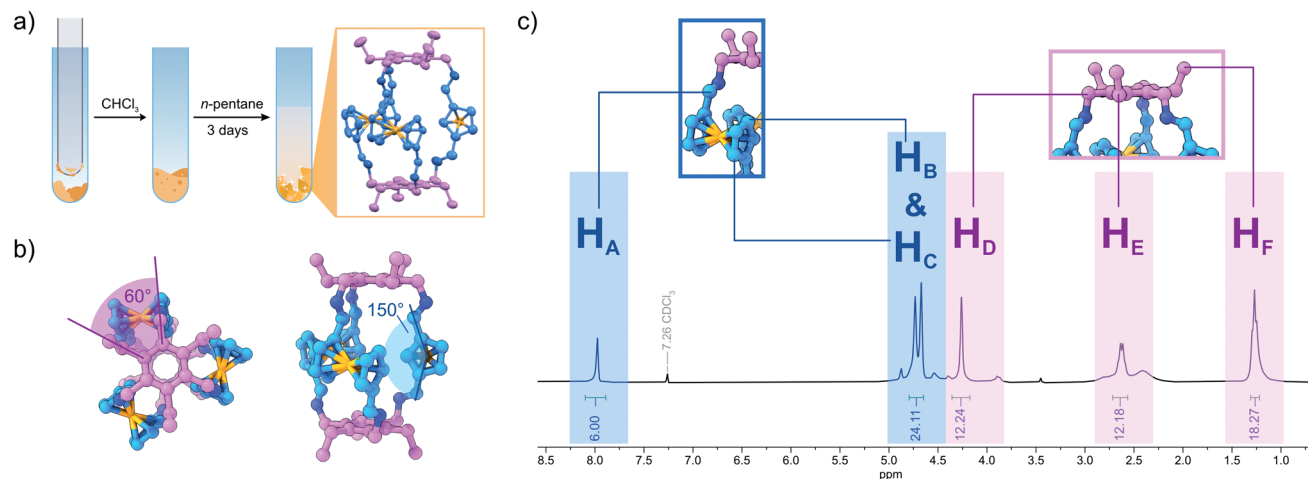


Fig. 2 (a) Preparation of single-crystals of **FcC1** by dissolving the mixture obtained by grinding in CHCl_3 , followed by precipitation of **FcC1** after slow vapour diffusion of n -pentane. The SC-XRD structure is depicted in the orange frame (solvent molecules and hydrogen atoms omitted for clarity; $P1$, $R_1 = 0.06$, $wR_2 = 0.18$, $R_{\text{int}} = 0.07$); (b) top view (left) and side view (right) of the crystal structure of **FcC1**. Important angles are highlighted in blue and purple; (c) ^1H NMR obtained immediately after grinding the reactants for 10 min and dissolving the mixture in CDCl_3 .

two equivalents of **4** for 10 min at room temperature, starting materials are present, according to the ^1H NMR. Increasing the reaction time to 30 min leads to full conversion of the reactants and the clean formation of the Tri^2Di^3 cage, **FcC2**. This is possibly due to aromatic amines being less reactive in dynamic imine condensations. **4** is also conformationally less flexible in direct comparison to **3**. To compare the solvent-free synthesis of **FcC2** with its synthesis from solution, we prepared a 71 mM solution in CDCl_3 to monitor the reaction process by ^1H NMR. To our surprise, the solution became turbid and precipitation occurred quickly. After 7 h, we could detect neither signals corresponding to **FcC2** nor to the starting materials, concluding that only insoluble oligomeric species must have been formed. After careful optimization, we were able to generate **FcC2** by an

acid-catalysed reaction in dilute conditions from ethanol over the course of 24 h in very good yield (pages S5 and S6 in the ESI†). The solvent-free synthesis is 48 times faster than a comparable solution-based method. From a benzene/ CHCl_3 solution of **FcC2**, single-crystals suitable for SC-XRD analysis were obtained. In contrast to the structure of **FcC1**, the Fe units are stacked, similar to previously reported Tri^2Di^3 structures. This indicates that the Fe building blocks are able to adapt to the most stable geometry in the solid state, independent of the geometry in the solid starting material.

When preparing a Fe-containing macrocycle¹⁴ **FcM1** by reacting three equivalents of **1** with three equivalents of R,R -DACH, we observed the formation of oligomeric side products along with **FcM1** in the ^1H NMR and MS spectra even after elongated periods of grinding (Fig. S18 and S28†). We were able to isolate the pure **FcM1** from the mixture by dissolving the sticky crude after 10 min of grinding in a minute amount of chloroform (0.1 mL/50 mg of product) and precipitation with n -hexane (1.0 mL/50 mg of product). Although the yield of this procedure is lower than the solution-based synthesis (40% by grinding vs. 80% from solution), the solvent-free reaction is faster by a factor of 288, showing the potential this method offers for the synthesis of Fe-containing macromolecules as well.

We additionally examined if other aldehydes could be used in this solvent-free synthesis.⁹ When using three equivalents of isophthalaldehyde and two equivalents of **3**, we could only observe minimum amounts of oligomeric species and recover most of the unreacted starting materials (Fig. S22†). Since fluorinated building blocks often tend to react faster and drive the formation of otherwise inaccessible structures, we tried to synthesise a previously published Tri^4Di^6 cage using four equivalents of **3** and six equivalents of the highly reactive tetrafluoroterephthalaldehyde (Fig. S23†).²¹ Again, we could only identify small amounts of oligomeric compounds and the unreacted starting materials by both NMR and MS analysis.

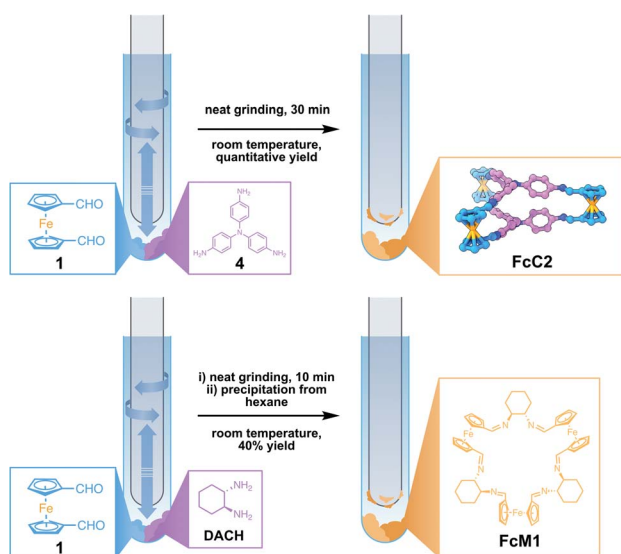


Fig. 3 Synthesis of **FcC2** from **1** and tris(4-aminophenyl)amine (**4**) (top) and synthesis of **FcM1** from **1** and R,R -DACH (bottom).

Following these initial results, we examined the use of 1,1'-bis(4-formylphenyl)ferrocene (**2**) as an aldehyde building block in a solvent-free reaction with **3** to further understand the role of the Fc group during the mechanochemical reaction. Ferrocene **2** exhibits an eclipsed conformation of Cp and phenyl rings and an antiperiplanar configuration of aldehyde groups, as evidenced by its SC-XRD (Fig. S11†) measured at room temperature. Targeting a novel Tri²Di³ cage, **FcC3**, we reacted three equivalents of **2** and two equivalents of **3** by grinding the two compounds following the previous conditions (Fig. 4a). After 10 min, only a complex mixture of products along with unreacted starting materials can be identified by ¹H NMR analysis. After grinding the compounds for 30 min, we observed the emergence of sharp peaks corresponding to the formation of **FcC3**. Compared to the successful and fast formation of related **FcC1**, **FcC2** and **FcM1**, the relatively low abundance of product signals, even after 30 minutes of grinding, is indicative of a relationship between the position of the functional group inside the Fc-containing building block and the reactivity in a mechanochemical reaction. The much slower and less specific reaction of **2** can possibly be attributed to (i) a larger steric hindrance of the newly introduced phenylene spacer group on the cage formation and (ii) a possibly diminished reactivity from shifting the aldehyde group further away from the Fc core.²²

If one assumes that shearing force is applied to the crystal lattice of **1** during the grinding process, which is then transferred to an individual molecule of **1**, this could lead to ultrafast electron redistribution at the Cp-moiety, creating a highly

electron-deficient and therefore reactive aldehyde group in the process. The local shift of electron density at the Cp-moiety can therefore only influence groups directly attached to the Cp-ring. In **2**, the phenylene spacer limits the transfer of electron density to the formyl group, resulting in decreased reactivity as a result. To examine if the sharp signals observed in the ¹H NMR can really be attributed to the initial formation of **FcC3**, we continued the reaction in the NMR tube for 24 h. The signal intensity of the sharp peaks increased only to a limited extent. When combining the starting materials **2** and **3** in solution, no signals corresponding to the formation of **FcC3** were observed, rendering this cage inaccessible by solution-based methods (Fig. S21† for a formation study in CDCl₃).

By slow vapour diffusion of *n*-pentane into a chloroform solution of the ground mixture of **2** and **3**, we were able to isolate **FcC3** as block-shaped crystals suitable for SC-XRD analysis (Fig. 4b). The structure reveals a very close proximity of the phenylene units with a dihedral angle of 0° between the phenylene unit and the Cp-ring. Indeed, this indicates a possible steric hindrance influencing the cage formation, since the coplanarity of the Cp-ring and the phenylene spacer group, caused by π -system maximization, limits the flexibility of the ligands, which is important during the assembly process of **FcC3**.

To investigate the feasibility of the solvent-free reaction between **2** and **3**, we applied a stronger and continuous mechanical force by conducting the reaction inside of a ball mill. Surprisingly, even after 3 h at 25 Hz, we could not identify any peaks corresponding to the formation of **FcC3**, neither by

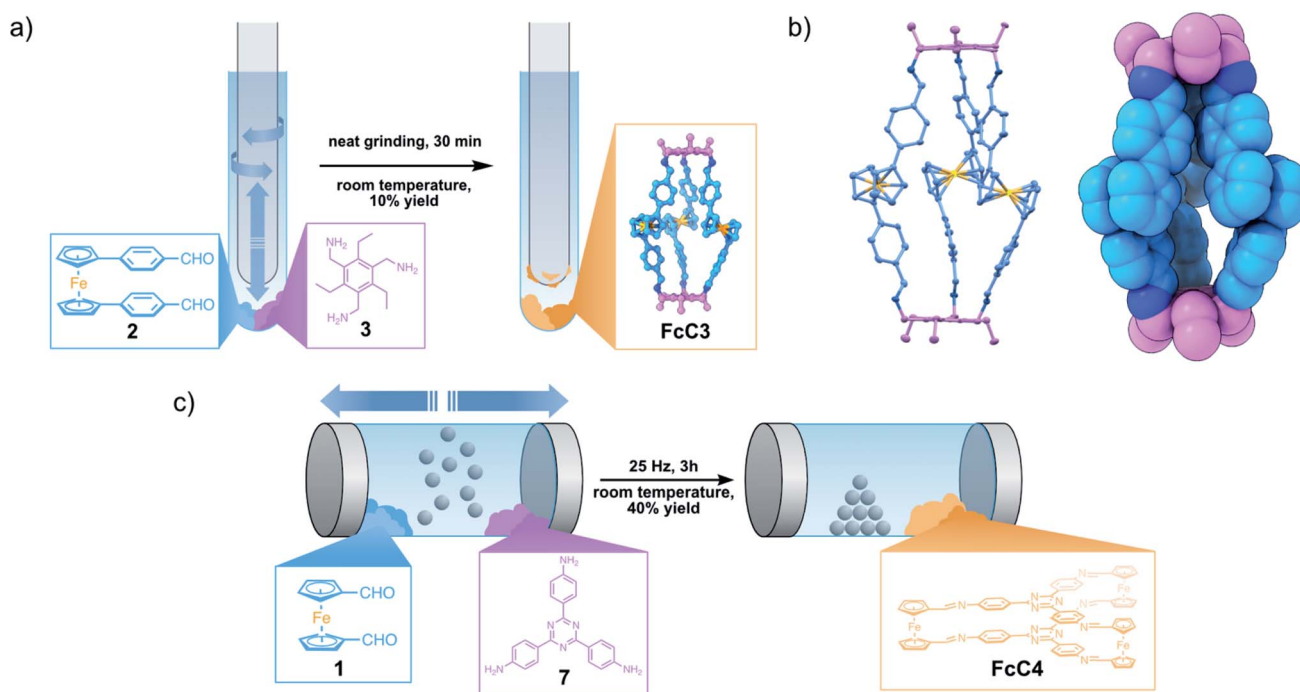


Fig. 4 (a) Grinding reaction conditions for the synthesis of **FcC3** from three equivalents of **2** and two equivalents of **3**; (b) SC-XRD structure of **FcC3** (left) with thermal ellipsoids at 50% probability (solvent molecules and hydrogen atoms were omitted for clarity, PI , $R_1 = 0.11$, $wR_2 = 0.33$, $R_{int} = 0.115$) and space-filling model of **FcC3** (right); (c) ball-milling procedure for solvent-free synthesis of **FcC4** by using two equivalents of less reactive amine **7** and three equivalents of **1**.

NMR nor by MS analysis. This is possibly due to a much lower surface contact area when the reactants are adhering to the steel balls, and secondly, to the inherent lower reactivity of **2** compared to **1**.

Lastly, we wanted to investigate the role of amine reactivity during the fast, solvent-free formation of organic cages containing Fc units. Therefore, we tried to synthesise the known Tri^2Di^3 cage **FcC4**, by using two equivalents of 2,4,6-tris(4-aminophenyl)-1,3,5-triazine (**7**) and three equivalents of **1**.²⁰ We were ultimately able to synthesise **FcC4** in 40% yield, after ball-milling the starting materials for 3 h at 25 Hz (Fig. 4c). This indicates that the reactivity of the amine also plays a vital role in a successful solvent-free DCC reaction in the solid state. This represents an economically interesting alternative to the solvent-based previous synthesis of **FcC4** using acetic acid, toluene and 1,4-dioxane, especially considering upscaling for potential applications.

Conclusions

We investigated the fast, solvent-free synthesis of organic cages using only readily available laboratory equipment. We discovered that Fc-containing reactants were able to react under the presented conditions, reliably resulting in an organic cage compound. To this extent, we were able to synthesise four different supramolecular compounds in a matter of minutes, of which cages **FcC1–3** have not been reported previously. The structural analysis of **FcC1–3** revealed differences in their connectivity, since **FcC1** and **FcC3** possess a ‘stair-like’ connection between the two former amines. **FcC2** shows a ‘flat’ prismatic structure, highlighting the geometric diversity induced by the Fc aldehydes **1** and **2**, even in the solid state. Additionally, we were able to synthesise the Fc-containing macrocycle **FcM1** without the use of solvent during the synthesis, in good yields and by a factor of 288 faster than the solvent-based synthesis. Even compounds with low reactivity, like amine **7**, can be used in a solvent-free synthesis of organic cages when a stronger and continuous mechanical force is applied. Our findings mark an important addition to not only the field of solvent-free, mechanochemical synthesis but also to the synthesis of organic cages and ferrocene chemistry and lay the foundation for further investigations towards sensors, porous, and electrochemically active materials.

Data availability

All relevant data is presented in the paper and ESI.†

Author contributions

T. K., T. P., A. K. and B. M. S. conceived the project; T. K., T. P. and B. M. S. designed the experiments; T. K. and T. P. performed the majority of the experiments, analysed the data and wrote the manuscript with B. M. S.; P. A. G. and B. M. S. did all SC-XRD measurements and refinements; M. K. and A. K. contributed additional solution screenings. All authors discussed the results and commented on the manuscript.

Conflicts of interest

The authors state that there are no conflicts to declare.

Acknowledgements

We would like to thank Esther Nieland for conducting the ball-milling and PXRD experiments. This work was supported by the Fonds der Chemischen Industrie by a Kekulé Fellowship (T. K.) by the North Rhine-Westphalian Academy of Sciences, Humanities and the Arts, funded by the Deutsche Forschungsgemeinschaft (DFG, German Research Foundation) – SCHM 3101/5-1 (B. M. S.), Warsaw University of Technology within the NChem1 grant (504/04508/1020/43.120004) (A. K.) and supported by The Center for Structural Studies, which is funded by the Deutsche Forschungsgemeinschaft (DFG grant number 417919780) and INST 208/740-1 FUGG. SC-XRD measurements of compounds **2** and **FcC2** were financed by Warsaw University of Technology (P. A. G.). M. K.’s contribution was within the ‘‘Szkola Orlov’’ project, co-financed by the European Social Fund under the Knowledge-Education-Development Operational Programme, Axis III, Higher Education for the Economy and Development, Measure 3.1, Competences In Higher Education.

Notes and references

- (a) D. Zhang, T. K. Ronson, Y.-Q. Zou and J. R. Nitschke, *Nat. Rev. Chem.*, 2021, **5**, 168–182; (b) S. Pullen, J. Tessarolo and G. H. Clever, *Chem. Sci.*, 2021, **12**, 7269–7293; (c) J. E. M. Lewis and J. D. Crowley, *ChemPlusChem*, 2020, **85**, 815–827; (d) S. Saha, I. Regeni and G. H. Clever, *Coord. Chem. Rev.*, 2018, **374**, 1–14; (e) M. Yoshizawa and L. Catti, *Acc. Chem. Res.*, 2019, **52**, 2392–2404; (f) M. Yamashina, S. Kusaba, M. Akita, T. Kikuchi and M. Yoshizawa, *Nat. Commun.*, 2018, **9**, 4227; (g) T. Y. Kim, R. A. S. Vasdev, D. Preston and J. D. Crowley, *Chem.–Eur. J.*, 2018, **24**, 14878–14890; (h) R. A. S. Vasdev, D. Preston and J. D. Crowley, *Chem.–Asian J.*, 2017, **12**, 2513–2523; (i) M. Han, D. M. Engelhard and G. H. Clever, *Chem. Soc. Rev.*, 2014, **43**, 1848–1860; (j) M. Yoshizawa and J. K. Klosterman, *Chem. Soc. Rev.*, 2014, **43**, 1885–1898; (k) M. M. J. Smulders, I. A. Riddell, C. Browne and J. R. Nitschke, *Chem. Soc. Rev.*, 2013, **42**, 1728–1754; (l) M. Yoshizawa, J. K. Klosterman and M. Fujita, *Angew. Chem., Int. Ed.*, 2009, **48**, 3418–3438.
- (a) T. Kunde, T. Pausch and B. M. Schmidt, *Eur. J. Org. Chem.*, 2021, **43**, 5844–5856; (b) F. Beuerle and B. Gole, *Angew. Chem., Int. Ed.*, 2018, **57**, 4850–4878; (c) M. E. Briggs and A. I. Cooper, *Chem. Mater.*, 2017, **29**, 149–157; (d) T. Hasell and A. I. Cooper, *Nat. Rev. Mater.*, 2016, **1**, 16053; (e) G. Zhang and M. Mastalerz, *Chem. Soc. Rev.*, 2014, **43**, 1934–1947; (f) M. Mastalerz, *Chem.–Eur. J.*, 2012, **18**, 10082–10091.
- (a) Y. Jin, C. Yu, R. J. Denman and W. Zhang, *Chem. Soc. Rev.*, 2013, **42**, 6634–6654; (b) S. J. Rowan, S. J. Cantrill,



- G. R. L. Cousins, J. K. M. Sanders and J. F. Stoddart, *Angew. Chem., Int. Ed.*, 2002, **41**, 898–952.
- 4 B. Teng, M. A. Little, T. Hasell, S. Y. Chong, K. E. Jelfs, R. Clowes, M. E. Briggs and A. I. Cooper, *Cryst. Growth Des.*, 2019, **19**, 3647–3651.
 - 5 (a) W. Pickhardt, S. Grätz and L. Borchardt, *Chem.–Eur. J.*, 2020, **26**, 12903–12911; (b) F. Gomollón-Bel, *Chem. Int.*, 2019, **41**, 12–17.
 - 6 (a) D. Tan and F. García, *Chem. Soc. Rev.*, 2019, **48**, 2274–2292; (b) J.-L. Do and T. Friščić, *ACS Cent. Sci.*, 2017, **3**, 13–19; (c) J.-L. Do and T. Friščić, *Synlett*, 2017, **28**, 2066–2092; (d) J. G. Hernández and C. Bolm, *J. Org. Chem.*, 2017, **82**, 4007–4019; (e) J. G. Hernández and T. Friščić, *Tetrahedron Lett.*, 2015, **56**, 4253–4265; (f) G.-W. Wang, *Chem. Soc. Rev.*, 2013, **42**, 7668–7700; (g) S. L. James, C. J. Adams, C. Bolm, D. Braga, P. Collier, T. Friščić, F. Grepioni, K. D. M. Harris, G. Hyett, W. Jones, A. Krebs, J. Mack, L. Maini, A. G. Orpen, I. P. Parkin, W. C. Shearouse, J. W. Steed and D. C. Waddelli, *Chem. Soc. Rev.*, 2012, **41**, 413–447; (h) T. Friščić, *Chem. Soc. Rev.*, 2012, **41**, 3493–3510; (i) L. R. Macgillivray, G. S. Papaefstathiou, T. Friščić, T. D. Hamilton, D.-K. Bučar, Q. Chu, D. B. Varshney and I. G. Georgiev, *Acc. Chem. Res.*, 2008, **41**, 280–291.
 - 7 (a) B. P. Hutchings, D. E. Crawford, L. Gao, P. Hu and S. L. James, *Angew. Chem., Int. Ed.*, 2017, **56**, 15252–15256; (b) D. E. Crawford, C. K. G. Miskimmin, A. B. Albadarin, G. Walker and S. L. James, *Green Chem.*, 2017, **19**, 1507–1518.
 - 8 (a) N. R. Rightmire and T. P. Hanusa, *Dalton Trans.*, 2016, **45**, 2352–2362; (b) J. G. Hernández, I. S. Butler and T. Friščić, *Chem. Sci.*, 2014, **5**, 3576–3582.
 - 9 (a) L. Catalano, L. S. Germann, P. A. Julien, M. Arhangelskis, I. Halasz, K. Užarević, M. Etter, R. E. Dinnebier, M. Ursini, M. Cametti, J. Martí-Rujas, T. Friščić, P. Metrangolo, G. Resnati and G. Terraneo, *Chem*, 2021, **7**, 146–154; (b) A. S. Mikherdov, A. S. Novikov, V. P. Boyarskiy and V. Y. Kukushkin, *Nat. Commun.*, 2020, **11**, 2921; (c) M. Bringa, S. L. James, J. Kohanoff and M. G. Del Pópolo, *Chem. Sci.*, 2019, **10**, 2924–2929; (d) M. Pascu, A. Ruggi, R. Scopelliti and K. Severin, *Chem. Commun.*, 2013, **49**, 45–47.
 - 10 (a) I. Brekalo, W. Yuan, C. Mottillo, Y. Lu, Y. Zhang, J. Casaban, K. T. Holman, S. L. James, F. Duarte, P. A. Williams, K. D. M. Harris and T. Friščić, *Chem. Sci.*, 2020, **11**, 2141–2147; (b) T. Stolar and K. Užarević, *CrystEngComm*, 2020, **22**, 4511–4525; (c) P. A. Julien, K. Užarević, A. D. Katsenis, S. A. J. Kimber, T. Wang, O. K. Farha, Y. Zhang, J. Casaban, L. S. Germann, M. Etter, R. E. Dinnebier, S. L. James, I. Halasz and T. Friščić, *J. Am. Chem. Soc.*, 2016, **138**, 2929–2932; (d) D. Crawford, J. Casaban, R. Haydon, N. Giri, T. McNally and S. L. James, *Chem. Sci.*, 2015, **6**, 1645–1649.
 - 11 (a) E. Troschke, S. Grätz, T. Lübken and L. Borchardt, *Angew. Chem., Int. Ed.*, 2017, **56**, 6859–6863; (b) S. Karak, S. Kandambeth, B. P. Biswal, H. S. Sasmal, S. Kumar, P. Pachfule and R. Banerjee, *J. Am. Chem. Soc.*, 2017, **139**, 1856–1862; (c) D. B. Shinde, H. B. Aiyappa, M. Bhadra, B. P. Biswal, P. Wadge, S. Kandambeth, B. Garai, T. Kundu, S. Kurungot and R. Banerjee, *J. Mater. Chem. A*, 2016, **4**, 2682–2690; (d) G. Das, D. Balaji Shinde, S. Kandambeth, B. P. Biswala and R. Banerjee, *Chem. Commun.*, 2014, **50**, 12615–12618; (e) L. Rajput and R. Banerjee, *Cryst. Growth Des.*, 2014, **14**, 2729–2732; (f) B. P. Biswal, S. Chandra, S. Kandambeth, B. Lukose, T. Heine and R. Banerjee, *J. Am. Chem. Soc.*, 2013, **135**, 5328–5331.
 - 12 B. İçli, N. Christinat, J. Tönnemann, C. Schüttler, R. Scopelliti and K. Severin, *J. Am. Chem. Soc.*, 2009, **131**, 3154–3155.
 - 13 B. D. Egleston, M. C. Brand, F. Greenwell, M. E. Briggs, S. L. James, A. I. Cooper, D. E. Crawford and R. L. Greenaway, *Chem. Sci.*, 2020, **11**, 6582–6589.
 - 14 B. K. Hong, I. S. Lee, D. M. Shin and Y. K. Chung, *Chem. Commun.*, 2004, 936–937.
 - 15 (a) R. A. S. Vasdev, J. A. Findlay, D. R. Turner and J. D. Crowley, *Chem.–Asian J.*, 2021, **16**, 39–43; (b) A. J. Plajer, F. J. Rizzuto, L. K. S. von Krbek, Y. Gisbert, V. Martínez-Agramunta and J. R. Nitschke, *Chem. Sci.*, 2020, **11**, 10399–10404; (c) R. A. S. Vasdev, J. A. Findlay, A. L. Garden and J. D. Crowley, *Chem. Commun.*, 2019, **55**, 7506–7509; (d) N. Jiang, Z. Yuan, T. Li, Y. Zhu, Y.-S. Chen, L. Lin, J. Zhang, Y.-T. Chan and J. Wang, *J. Org. Chem.*, 2018, **83**, 4824–4830; (e) J. A. Findlay, C. J. McAdam, J. J. Sutton, D. Preston, K. C. Gordon and J. D. Crowley, *Inorg. Chem.*, 2018, **57**, 3602–3614; (f) S. Ø. Scottwell, J. E. Barnsley, C. J. McAdam, K. C. Gordon and J. D. Crowley, *Chem. Commun.*, 2017, **53**, 7628–7631; (g) S. Ø. Scottwell and J. D. Crowley, *Chem. Commun.*, 2016, **52**, 2451–2464; (h) S. Ø. Scottwell, A. B. S. Elliott, K. J. Shaffer, A. Nafady, C. J. McAdam, K. C. Gordon and J. D. Crowley, *Chem. Commun.*, 2015, **51**, 8161–8164.
 - 16 (a) A. Kasprzak, N. Kasprzak, A. Kowalczyk and A. M. Nowicka, *Dalton Trans.*, 2021, **50**, 8426–8433; (b) A. Kasprzak, M. K. Nisiewicz and A. M. Nowicka, *Dalton Trans.*, 2021, **50**, 2483–2492; (c) A. Kasprzak, P. A. Guńka, A. Kowalczyk and A. M. Nowicka, *Dalton Trans.*, 2020, **49**, 14807–14814; (d) A. Kasprzak, A. Kowalczyk, A. Jagielska, B. Wagner, A. M. Nowicka and H. Sakurai, *Dalton Trans.*, 2020, **49**, 9965–9971; (e) A. Kasprzak and P. A. Guńka, *Dalton Trans.*, 2020, **49**, 6974–6979; (f) A. Kasprzak and H. Sakurai, *Dalton Trans.*, 2019, **48**, 17147–17152; (g) B. Topolinski, B. M. Schmidt, S. Higashibayashi, H. Sakurai and D. Lentz, *Dalton Trans.*, 2013, **42**, 13809–13812.
 - 17 (a) Y. Cha, T. Zhu, Y. Sha, H. Lin, J. Hwang, M. Seraydarian, S. L. Craig and C. Tang, *J. Am. Chem. Soc.*, 2021, **143**, 11871–11878; (b) Y. Sha, Y. Zhang, E. Xu, Z. Wang, T. Zhu, S. L. Craig and C. Tang, *ACS Macro Lett.*, 2018, **7**, 1174–1179; (c) M. D. Giannantonio, M. A. Ayer, E. Verde-Sesto, M. Lattuada, C. Weder and K. M. Fromm, *Angew. Chem., Int. Ed.*, 2018, **57**, 11445–11450; (d) L. Xu, Y.-X. Wang, L.-J. Chen and H.-B. Yang, *Chem. Soc. Rev.*, 2015, **44**, 2148–2167.
 - 18 (a) C. Imrie, P. Kleyi, V. O. Nyamori, T. I. A. Gerber, D. C. Levendis and J. Look, *J. Organomet. Chem.*, 2007, **692**,



- 3443–3453; (b) C. Imrie, E. R. T. Elago, N. Williams, C. W. McClelland and P. Engelbrecht, *J. Organomet. Chem.*, 2005, **690**, 4959–4966; (c) B. K. Hong, I. S. Lee, D. M. Shin and Y. K. Chung, *Chem. Commun.*, 2004, **0**, 936–937; (d) C. Imrie, V. O. Nyamori and T. I. A. Gerber, *J. Organomet. Chem.*, 2004, **689**, 1617–1622; (e) D. Villemin, B. Martin, M. Puciova and S. Toma, *J. Organomet. Chem.*, 1994, **484**, 27–31.
- 19 For the nomenclature used herein, see: V. Santolini, M. Miklitz, E. Berardo and K. E. Jelfs, *Nanoscale*, 2017, **9**, 5280–5298.
- 20 A. I. Kosińska, M. K. Nisiewicz, A. M. Nowicka and A. Kasprzak, *ChemPlusChem*, 2021, **86**, 820–826.
- 21 (a) T. Kunde, T. Pausch, G. J. Reiss and B. M. Schmidt, *Synlett*, 2022, **33**, 161–165; (b) T. Kunde, T. Pausch and B. M. Schmidt, *Chem.–Eur. J.*, 2021, **27**, 8457–8460; (c) T. Kunde, E. Nieland, H. V. Schröder, C. A. Schalley and B. M. Schmidt, *Chem. Commun.*, 2020, **56**, 4761–4764.
- 22 The cage **FeC3** comprises Cp-units in *anti*-conformation. This π – π stacking between phenylene units in the starting material might limit the ability of the cp-rings of **2** to rotate, thus, demands for a high activation energy to additionally compensate breaking of the, possibly attractive, π – π interaction. See also: J. D. Crowley, I. M. Steele and B. Bosnich, *Chem.–Eur. J.*, 2006, **12**, 88935–88951.

