


 Cite this: *RSC Adv.*, 2022, 12, 28862

 Received 20th August 2022
 Accepted 4th October 2022

DOI: 10.1039/d2ra05230j

rsc.li/rsc-advances

Aqueous Suzuki couplings mediated by a hydrophobic catalyst†

 Sheng-Bo Hong^a and Lan-Chang Liang *^{abc}

The catalytic activity of [(Ph₂P-*o*-C₆H₄)₂N]PdCl in aerobic aqueous Suzuki couplings is described. Though hydrophobic, this molecular catalyst is competent in cross-coupling reactions of arylboronic acids with a variety of electronically activated, unactivated, and deactivated aryl iodides, bromides, and chlorides upon heating in aqueous solutions under aerobic conditions to give biphenyl derivatives without the necessity of amphiphiles even in the presence of an excess amount of mercury.

Transition metal-mediated cross-coupling catalysis has evolved over the last decades into one of the most powerful methodologies in organic synthesis, pharmaceuticals, and materials chemistry.^{1–12} The advance of this catalysis in aqueous media is attractive given the non-toxic, non-flammable, and abundant nature of water.^{13–15} Successful examples of aqueous cross-coupling catalysis by well-defined molecular catalysts, however, are rather limited due to the low stability or solubility of catalytically active species in aqueous solutions.¹⁶ To improve aqueous solubility, catalysts are typically designed to contain hydrophilic ligands¹⁷ such as those bearing carboxylate,^{18,19} ammonium,²⁰ sulfonate,^{20–22} or polyol²³ functional groups, *etc.* Utilization of amphiphilic additives^{24–26} is almost inevitable for hydrophobic catalysts in aqueous cross-coupling reactions. Microwave irradiation^{27–29} and heterogeneous catalysis by means of immobilized catalysts^{30–33} or metal nanoparticles produced upon decomposition of molecular precatalysts^{34–37} represent alternative prevalent approaches.

Metal nanoparticles³⁸ differ inherently in size and shape, typically rendering rather undesirable multiple active sites comprising different compositions for catalysis. The constitutions and thus activities of these active sites could be very sensitive to their formation procedures and the presence of traces of usually unnoticed components, particularly those prepared *in situ* when molecular precatalysts decompose under catalytic conditions. Reproducibility of catalysis of this type could be troublesome. In this regard, there have been several reports addressing this challenge,^{39,40} including concerns of commercially available molecular precatalysts.^{41,42} The development of well-defined molecular catalysts where leaching of

the metal does not occur during catalysis is therefore of interest and benefit.

Palladium-catalyzed Suzuki couplings are versatile in the development of biaryl derivatives.⁶ We have previously reported the catalytic competence of amido phosphine complexes of palladium, *e.g.*, **1** and **2** in Fig. 1, for Suzuki couplings in organic solvents.^{43,44} Of note are reactions conducted under aerobic conditions in the presence of exogenous water, an unusual result considering the inherently high basicity of a Pd–amide bond.⁴⁵ Note that water in these attempts is not a major solvent. We were therefore interested in aerobic aqueous Suzuki couplings with these promising catalysts. We report herein the catalytic activity of **2a** in this regard without the requirement of any amphiphilic additives despite the hydrophobic nature of this catalyst. Of interest is also its unchanged activity in the presence of mercury,^{39,40,46,47} consistent with homogeneous catalysis by a well-defined molecular catalyst that contrasts with the heterogeneous feature of palladium nanoparticles derived *in situ* from the decomposition of other molecular precatalysts such as commercially available Pd(PPh₃)₄ and Pd(OAc)₂ (*vide infra*).

Complex **2a** is thermally stable at temperatures as high as 200 °C.⁴⁸ To survey reaction parameters, we chose to examine the reaction of 4-tolyl bromide with phenylboronic acid catalyzed by 0.1 mol% **2a** in water at 100 °C. Among eight inorganic bases examined (Table 1, entries 1–8), K₂CO₃ outperforms the others to give 4-methylbiphenyl in 67% yield (entry 1). Several organic additives were considered (entries 9–17), among which *n*BuOH effectively improves this catalysis to give 4-methylbiphenyl in 96% yield (entry 15). Tuning the volume ratio of water to *n*BuOH to 2 : 1 led to the desired product in quantitative yield (entry 19). This protocol is also applicable to the transformation of 4'-bromoacetophenone into 4-acetylbiphenyl quantitatively (entry 20). Interestingly, high yield production of 4-acetylbiphenyl from 4'-bromoacetophenone can also be achieved in neat water without exogenous *n*BuOH (entry 21). No palladium black was observed in all these reactions. These

^aDepartment of Chemistry, National Sun Yat-sen University, Kaohsiung 80424, Taiwan. E-mail: lcliang@mail.nsysu.edu.tw

^bDepartment of Medicinal and Applied Chemistry, Kaohsiung Medical University, Kaohsiung 80708, Taiwan

^cSchool of Pharmacy, Kaohsiung Medical University, Kaohsiung 80708, Taiwan

 † Electronic supplementary information (ESI) available: Experimental procedures and characterization data. See DOI: <https://doi.org/10.1039/d2ra05230j>

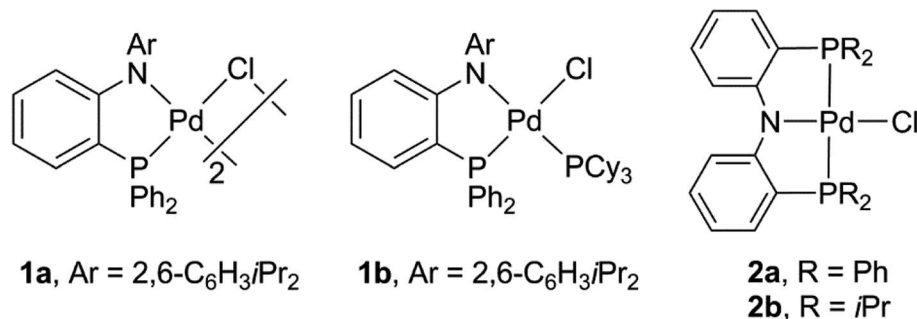



Fig. 1 Representative examples of amido phosphine complexes of palladium.

Table 1 Optimization of reaction parameters^a

entry	Y	Base	Solvent	Yield ^b (%)
1	Me	K ₂ CO ₃	H ₂ O	67
2	Me	Na ₂ CO ₃	H ₂ O	18
3	Me	CS ₂ CO ₃	H ₂ O	29
4	Me	Ba(OH) ₂ ·8H ₂ O	H ₂ O	17
5	Me	KOH	H ₂ O	30
6	Me	NaOH	H ₂ O	59
7	Me	K ₃ PO ₄ ·H ₂ O	H ₂ O	17
8	Me	KOtBu	H ₂ O	58
9	Me	K ₂ CO ₃	3/1 (v/v) H ₂ O/MeCN	0
10	Me	K ₂ CO ₃	3/1 (v/v) H ₂ O/DMSO	0
11	Me	K ₂ CO ₃	3/1 (v/v) H ₂ O/acetone	9
12	Me	K ₂ CO ₃	3/1 (v/v) H ₂ O/MeC(O)OEt	10
13	Me	K ₂ CO ₃	3/1 (v/v) H ₂ O/Et ₂ O	3
14	Me	K ₂ CO ₃	3/1 (v/v) H ₂ O/ <i>n</i> PrOH	80
15	Me	K ₂ CO ₃	3/1 (v/v) H ₂ O/ <i>n</i> BuOH	96
16	Me	K ₂ CO ₃	3/1 (v/v) H ₂ O/1-pentanol	83
17	Me	K ₂ CO ₃	3/1 (v/v) H ₂ O/ <i>t</i> -pentanol	71
18	Me	K ₂ CO ₃	13/1 (v/v) H ₂ O/ <i>n</i> BuOH	54
19	Me	K ₂ CO ₃	2/1 (v/v) H ₂ O/ <i>n</i> BuOH	100 (100)
20	C(O)Me	K ₂ CO ₃	2/1 (v/v) H ₂ O/ <i>n</i> BuOH	100 (99)
21	C(O)Me	K ₂ CO ₃	H ₂ O	96
22	C(O)Me	—	2/1 (v/v) H ₂ O/ <i>n</i> BuOH	1
23 ^c	C(O)Me	K ₂ CO ₃	2/1 (v/v) H ₂ O/ <i>n</i> BuOH	0
24 ^d	C(O)Me	K ₂ CO ₃	2/1 (v/v) H ₂ O/ <i>n</i> BuOH	37
25 ^e	Me	K ₂ CO ₃	2/1 (v/v) H ₂ O/ <i>n</i> BuOH	100
26 ^e	C(O)Me	K ₂ CO ₃	2/1 (v/v) H ₂ O/ <i>n</i> BuOH	100 (99)
27 ^f	Me	K ₂ CO ₃	2/1 (v/v) H ₂ O/ <i>n</i> BuOH	34
28 ^f	C(O)Me	K ₂ CO ₃	2/1 (v/v) H ₂ O/ <i>n</i> BuOH	93
29 ^g	Me	K ₂ CO ₃	2/1 (v/v) H ₂ O/ <i>n</i> BuOH	100
30 ^g	C(O)Me	K ₂ CO ₃	2/1 (v/v) H ₂ O/ <i>n</i> BuOH	100
31 ^h	Me	K ₂ CO ₃	2/1 (v/v) H ₂ O/ <i>n</i> BuOH	100
32 ^h	C(O)Me	K ₂ CO ₃	2/1 (v/v) H ₂ O/ <i>n</i> BuOH	94
33 ^{e,f}	Me	K ₂ CO ₃	2/1 (v/v) H ₂ O/ <i>n</i> BuOH	0
34 ^{e,f}	C(O)Me	K ₂ CO ₃	2/1 (v/v) H ₂ O/ <i>n</i> BuOH	16
35 ^{e,g}	Me	K ₂ CO ₃	2/1 (v/v) H ₂ O/ <i>n</i> BuOH	13
36 ^{e,g}	C(O)Me	K ₂ CO ₃	2/1 (v/v) H ₂ O/ <i>n</i> BuOH	36
37 ^{e,h}	Me	K ₂ CO ₃	2/1 (v/v) H ₂ O/ <i>n</i> BuOH	14
38 ^{e,h}	C(O)Me	K ₂ CO ₃	2/1 (v/v) H ₂ O/ <i>n</i> BuOH	9

^a Reaction conditions: 1.0 equiv. of aryl bromide (0.15 mmol), 1.5 equiv. of phenylboronic acid, 2.0 equiv. of base, 2 mL of solvent, run in the air.^b Determined by GC against dodecane as an internal standard, based on aryl bromide, average of two runs. Yields in parentheses refer to isolated yields; average of two runs. ^c Without **2a**. ^d 0.01 mol% **2a**. ^e 150 equiv. Hg. ^f **2b** in place of **2a**. ^g Pd(PPh₃)₄ in place of **2a**. ^h Pd(OAc)₂ in place of **2a**.

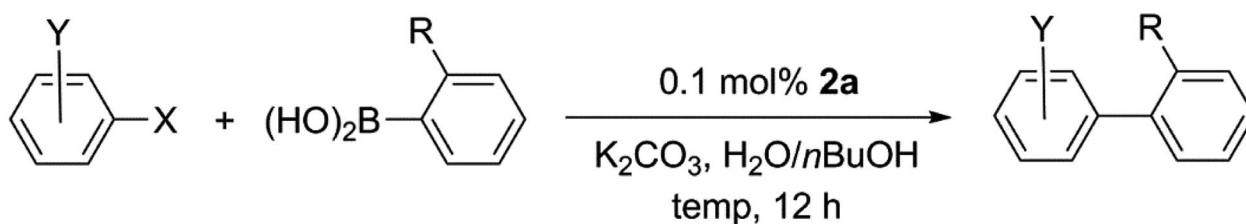
results are in sharp contrast to those derived from the majority of studies necessitating a hydrophilic catalyst^{17–21,23} or an amphiphile^{24–26} to assist a hydrophobic catalyst in aqueous catalysis.^{13–15} The methodology developed herein thus represents to date a rare example in this regard.

Without a base (entry 22) or **2a** (entry 23), this catalysis hardly proceeds. A turnover number of up to 3.7×10^3 is realized upon lowering **2a** loading to 0.01 mol% (entry 24). In the presence of an excess amount of mercury,^{39,40,46,47} the catalytic activities of **2a** remain unchanged (entries 25–26), thereby eliminating the possibility that this catalysis is involved with colloidal, nanoparticle, or bulk Pd(0).^{34–37} Though **2b** (ref. 49) (Fig. 1), Pd(PPh₃)₄,^{50,51} and Pd(OAc)₂ (ref. 41,52,53) are catalytically active under otherwise identical conditions (entries 27–32), palladium black was observed in these reactions. Their activities diminish significantly in the presence of mercury (entries 33–38), consistent with, at least in part, heterogeneous catalysis resulting from the decomposition of these pre-catalysts.^{39,40,46,47} Evidently, **2a** does not decompose under the

conditions employed but undergoes molecular catalysis in aqueous Suzuki couplings. This result is worth noting in view of the complex nature of multiple active sites derived from commercially available Pd(PPh₃)₄ or Pd(OAc)₂. Of equal interest is the comparison between activities of **2a** (entries 25–26) and **2b** (entries 33–34) in mercury poisoning experiments, highlighting the role that *P*-substituent in the amido PNP ligand plays in this aqueous catalysis.

A number of functional groups are compatible with this aqueous catalysis (Table 2), such as nitro, ketone, aldehyde, fluoride, alkyl, alkoxy, amino, *etc.* Aryl iodides (entries 1–4), bromides (entries 5–12), and chlorides (entries 13–14) are all suitable electrophiles. Building blocks having *ortho* substituents are more challenging (entries 15–24). Increasing the heating bath temperature to 140 °C or the catalyst loading to 0.5 mol% facilitates these reactions. The synthesis of 2,6- or 2,2'-disubstituted biphenyls is straightforward, but the preparation of tri-*ortho*-substituted analogues is less successful. Without

Table 2 Catalytic Suzuki couplings of aryl halides with arylboronic acid^a



entry	X	Y	R	Temp ^b (°C)	Yield ^c (%)
1	I	4-C(O)Me	H	100	100
2	I	H	H	100	100
3	I	4-Me	H	100	100
4	I	4-OMe	H	100	100
5	Br	4-NO ₂	H	100	100 (94)
6	Br	4-C(O)Me	H	100	100 (99)
7	Br	4-CHO	H	100	100 (100)
8	Br	4-F	H	100	100 (99)
9	Br	H	H	100	100
10	Br	4-Me	H	100	100 (100)
11	Br	4-OMe	H	100	100 (95)
12	Br	4-NMe ₂	H	100	100 (93)
13	Cl	4-C(O)Me	H	100	62
14	Cl	H	H	100	41
15	Br	H	Me	100	30
16	Br	H	Me	140	100 (97)
17	Br	2-OMe	H	140	95 (94)
18	Br	2-OMe	Me	140	67 (60)
19	Br	2-F	H	140	49
20 ^d	Br	2-F	H	140	100 (100)
21 ^d	Br	2-F	Me	140	100
22	Br	2,6-Dimethyl	H	140	65 (56)
23 ^d	Br	2,6-Dimethyl	H	140	82
24 ^d	Br	2,6-Dimethyl	Me	140	14
25	Br	3,5-Dimethyl	H	140	96 (95)

^a Reaction conditions: 1.0 equiv. of aryl halide (0.15 mmol), 1.5 equiv. of arylboronic acid, 2.0 equiv. of K₂CO₃, 2 mL of solvent (2/1 (v/v) H₂O/*n*BuOH), run in the air. ^b Heating bath temperature. ^c Determined by GC against dodecane as an internal standard, based on aryl halide, average of two runs. Yields in parentheses refer to isolated yields; average of two runs. ^d 0.5 mol% **2a**.



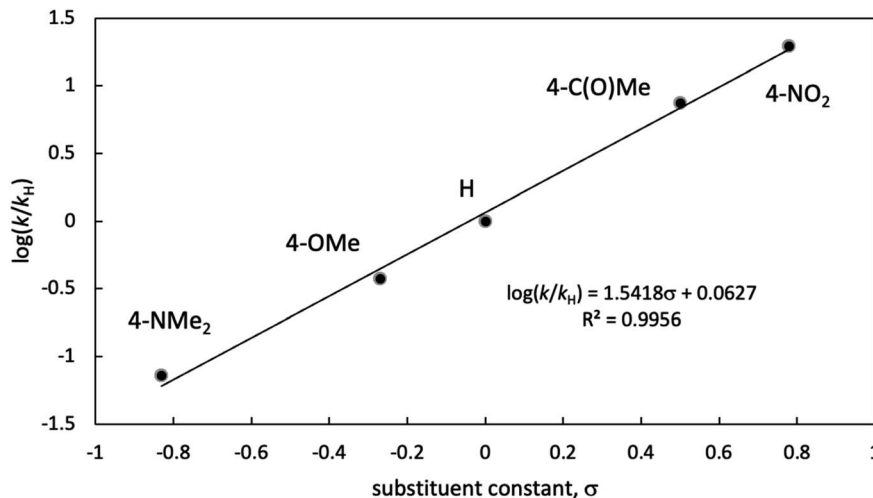


Fig. 2 Hammett plot of competitive reactions of phenylboronic acid with 4-substituted aryl bromides catalyzed by **2a** in H₂O/*n*BuOH at 100 °C.

steric hindrance, the reaction employing 3,5-dimethylphenyl bromide proceeds smoothly (entry 25).

To gain insights into mechanistic possibilities, we examined a series of competitive reactions of phenylboronic acid with electronically activated, unactivated, and deactivated aryl bromides catalyzed by **2a** in H₂O/*n*BuOH at 100 °C, a Hammett plot of which shows a reaction constant ρ of 1.54 ± 0.06 (Fig. 2). This value is relatively small as compared with those found for oxidative addition of aryl iodides to Pd(PPh₃)₂ ($\rho = 2$)⁵⁴ and aryl chlorides to Pd(XPhos) ($\rho = 2.3$)⁵⁵ or Pd(dipp) ($\rho = 5.2$).⁵⁶ Oxidative addition of aryl bromides in this study is therefore unlikely the rate-determining step. Relatively smaller reaction constants have also been reported for Suzuki couplings catalyzed by **1a** ($\rho = 0.48$),⁴³ **1b** ($\rho = 0.66$),⁴³ or **2a** ($\rho = 0.25$ in dioxane, $\rho = 1.08$ in toluene),⁴⁴ Heck olefination by **2a** ($\rho = 0.60$),⁴⁸ and Sonogashira couplings by **2a** ($\rho = 0.82$)⁴⁹ in organic solvents, where transmetalation is proposed to be the slowest. A similar proposition was also suggested in other Suzuki couplings having a small reaction constant.^{57,58} The hypothesis regarding transmetalation as the rate-determining step in this aqueous catalysis is also consistent with the consequence that **2a** outperforms **2b** taking into account that oxidative addition of aryl halides and reductive elimination of biaryl products are more encouraged by the latter given its more electron-releasing and larger *P*-substituents, respectively.

In summary, the amido PNP complex **2a** is a competent catalyst in aqueous Suzuki coupling reactions under aerobic conditions. Of note is the feasibility of this hydrophobic catalyst in aqueous catalysis without the assistance of amphiphiles. A variety of electronically activated, unactivated, and deactivated aryl iodides, bromides, and chlorides are suitable electrophiles, resulting in biaryl products straightforwardly. Mercury poisoning experiments and Hammett reaction constant collectively implicate a molecular mechanism where transmetalation is likely the rate-determining step. All in all, this study demonstrates a facile entry into aerobic aqueous catalysis with a robust hydrophobic catalyst, a rare example contrasting with

those requiring amphiphiles^{24–26} or those transforming into catalytically active nanoparticles.^{34–37} Studies aiming at expanding the territory of **2a** in aqueous catalysis are currently underway.

Author contributions

S.-B. H.: investigation, methodology, formal analysis, validation; L.-C. L.: conceptualization, funding acquisition, project administration, supervision, writing – original draft, writing – review & editing.

Conflicts of interest

There are no conflicts of interest to declare.

Acknowledgements

Financial support by the Ministry of Science and Technology of Taiwan (MOST 110-2113-M-110-014 and MOST 111-2113-M-110-006) is acknowledged. We thank Ms. Chiao-Lien Ho at NSYSU for the assistance of 600 MHz NMR spectrometer (JEOL ECZ600R) and Ms. Yunming Li at NYCU for high resolution gas chromatography mass spectrometer (JEOL AccuTOF GCx).

References

- Ni- and Fe-Based Cross-Coupling Reactions*, ed. A. Correa, Springer Cham, Switzerland, 2017.
- New Trends in Cross-Coupling: Theory and Applications*, ed. T. Colacot, The Royal Society of Chemistry, Cambridge, 2015.
- Copper-Mediated Cross-Coupling Reactions*, eds. G. Evano and N. Blanchard, Wiley, 2013.
- Applied Cross-Coupling Reactions*, ed. Y. Nishihara, Springer Berlin, Heidelberg, 2013.
- Palladium-Catalyzed Coupling Reactions: Practical Aspects and Future Developments*, ed. Á. Molnár, Wiley-VCH, Weinheim, Germany, 2013.



- 6 A. Suzuki, *Angew. Chem., Int. Ed.*, 2011, **50**, 6722–6737.
- 7 E.-i. Negishi, *Angew. Chem., Int. Ed.*, 2011, **50**, 6738–6764.
- 8 C. C. C. Johansson Seechurn, M. O. Kitching, T. J. Colacot and V. Snieckus, *Angew. Chem., Int. Ed.*, 2012, **51**, 5062–5085.
- 9 G. van Koten, T. K. Hollis and D. Morales-Morales, *Eur. J. Inorg. Chem.*, 2020, **2020**, 4416–4417.
- 10 L. González-Sebastián and D. Morales-Morales, *J. Organomet. Chem.*, 2019, **893**, 39–51.
- 11 H. Valdés, M. A. García-Eleno, D. Canseco-Gonzalez and D. Morales-Morales, *ChemCatChem*, 2018, **10**, 3136–3172.
- 12 *Pincer Compounds: Chemistry and Applications*, ed. D. Morales-Morales, Elsevier, The Netherlands, 2018.
- 13 E. Levin, E. Ivry, C. E. Diesendruck and N. G. Lemcoff, *Chem. Rev.*, 2015, **115**, 4607–4692.
- 14 L. A. Schaper, S. J. Hock, W. A. Herrmann and F. E. Kuhn, *Angew. Chem., Int. Ed.*, 2013, **52**, 270–289.
- 15 V. Polshettiwar, A. Decottignies, C. Len and A. Fihri, *ChemSusChem*, 2010, **3**, 502–522.
- 16 R. Gerber, O. Blacque and C. M. Frech, *ChemCatChem*, 2009, **1**, 393–400.
- 17 K. H. Shaughnessy, *Chem. Rev.*, 2009, **109**, 643–710.
- 18 H. Turkmen, R. Can and B. Cetinkaya, *Dalton Trans.*, 2009, 7039–7044.
- 19 I. D. Kostas, A. G. Coutsolelos, G. Charalambidis and A. Skondra, *Tetrahedron Lett.*, 2007, **48**, 6688–6691.
- 20 R. C. Huang and K. H. Shaughnessy, *Organometallics*, 2006, **25**, 4105–4112.
- 21 K. W. Anderson and S. L. Buchwald, *Angew. Chem., Int. Ed.*, 2005, **44**, 6173–6177.
- 22 P. Conelly-Espinosa and D. Morales-Morales, *Inorg. Chim. Acta*, 2010, **363**, 1311–1315.
- 23 J. L. Serrano, S. Gaware, J. A. Perez, J. Perez, P. Lozano, S. Kori, R. Dandela, Y. S. Sanghvi and A. R. Kapdi, *Dalton Trans.*, 2022, **51**, 2370–2384.
- 24 J. H. Ryu, C. J. Jang, Y. S. Yoo, S. G. Lim and M. Lee, *J. Org. Chem.*, 2005, **70**, 8956–8962.
- 25 M. Qi, P. Z. Tan, F. Xue, H. S. Malhi, Z. X. Zhang, D. J. Young and T. S. A. Hor, *RSC Adv.*, 2015, **5**, 3590–3596.
- 26 I. Hoffmann, B. Blumenroder, S. O. N. Thumann, S. Dommer and J. Schatz, *Green Chem.*, 2015, **17**, 3844–3857.
- 27 A. K. Rathi, M. B. Gawande, R. Zboril and R. S. Varma, *Coord. Chem. Rev.*, 2015, **291**, 68–94.
- 28 J. Isai Ortega-Gaxiola, H. Valdés, E. Rufino-Felipe, R. A. Toscano and D. Morales-Morales, *Inorg. Chim. Acta*, 2020, **504**, 119460.
- 29 P. Conelly-Espinosa, R. A. Toscano and D. Morales-Morales, *Tetrahedron Lett.*, 2014, **55**, 5841–5845.
- 30 E. Nehlig, B. Waggeh, N. Millot, Y. Lalatonne, L. Motte and E. Guenin, *Dalton Trans.*, 2015, **44**, 501–505.
- 31 S. A. Jasim, M. J. Ansari, H. S. Majdi, M. J. C. Opulencia and K. F. Uktamov, *J. Mol. Struct.*, 2022, **1261**, 132930.
- 32 N. T. S. Phan and P. Styring, *Green Chem.*, 2008, **10**, 1055–1060.
- 33 S. Paul, M. M. Islam and S. M. Islam, *RSC Adv.*, 2015, **5**, 42193–42221.
- 34 B. Inés, R. SanMartin, M. J. Moure and E. Domínguez, *Adv. Synth. Catal.*, 2009, **351**, 2124–2132.
- 35 R. Zhong, A. Pothig, Y. K. Feng, K. Riener, W. A. Herrmann and F. E. Kuhn, *Green Chem.*, 2014, **16**, 4955–4962.
- 36 E. Steeples, A. Kelling, U. Schilde and D. Esposito, *New J. Chem.*, 2016, **40**, 4922–4930.
- 37 Y.-P. Pan, N. Li, J.-J. Yang, Z.-W. Zhu, J.-F. Gong and M.-P. Song, *J. Organomet. Chem.*, 2021, **932**, 121645.
- 38 A. Sági, T. Rajkumar, J. Kiss, Á. Kukovecz, Z. Kónya and G. A. Somorjai, *Catal. Lett.*, 2021, **151**, 2153–2175.
- 39 R. H. Crabtree, *Chem. Rev.*, 2011, **112**, 1536–1554.
- 40 J. A. Widegren and R. G. Finke, *J. Mol. Catal. A: Chem.*, 2003, **198**, 317–341.
- 41 L. A. Adrio, B. N. Nguyen, G. Guilera, A. G. Livingston and K. K. Hii, *Catal. Sci. Technol.*, 2012, **2**, 316–323.
- 42 M. T. Reetz and E. Westermann, *Angew. Chem., Int. Ed.*, 2000, **39**, 165–168.
- 43 L.-C. Liang, P.-S. Chien and M.-H. Huang, *Organometallics*, 2005, **24**, 353–357.
- 44 L.-C. Liang, P.-S. Chien and L.-H. Song, *J. Organomet. Chem.*, 2016, **804**, 30–34.
- 45 M. D. Fryzuk and P. A. Macneil, *J. Am. Chem. Soc.*, 1981, **103**, 3592–3593.
- 46 D. R. Anton and R. H. Crabtree, *Organometallics*, 1983, **2**, 855–859.
- 47 P. Foley, R. DiCosimo and G. M. Whitesides, *J. Am. Chem. Soc.*, 1980, **102**, 6713–6725.
- 48 M.-H. Huang and L.-C. Liang, *Organometallics*, 2004, **23**, 2813–2816.
- 49 Y.-T. Hung, M.-T. Chen, M.-H. Huang, T.-Y. Kao, Y.-S. Liu and L.-C. Liang, *Inorg. Chem. Front.*, 2014, **1**, 405–413.
- 50 C. C. Ho, A. Olding, J. A. Smith and A. C. Bissember, *Organometallics*, 2018, **37**, 1745–1750.
- 51 V. Elumalai, A. H. Sandtorv and H.-R. Bjørsvik, *Eur. J. Org. Chem.*, 2016, 1344–1354.
- 52 C. Liu, Q. J. Ni, P. P. Hu and J. S. Qiu, *Org. Biomol. Chem.*, 2011, **9**, 1054–1060.
- 53 D. Badone, M. Baroni, R. Cardamone, A. Ielmini and U. Guzzi, *J. Org. Chem.*, 1997, **62**, 7170–7173.
- 54 J.-F. Fauvarque, F. Pflüger and M. Troupel, *J. Organomet. Chem.*, 1981, **208**, 419–427.
- 55 M. R. Biscoe, B. P. Fors and S. L. Buchwald, *J. Am. Chem. Soc.*, 2008, **130**, 6686–6687.
- 56 M. Portnoy and D. Milstein, *Organometallics*, 1993, **12**, 1665–1673.
- 57 H. Weissman and D. Milstein, *Chem. Commun.*, 1999, 1901–1902.
- 58 D. Zim, V. R. Lando, J. Dupont and A. L. Monteiro, *Org. Lett.*, 2001, **3**, 3049–3051.

