


 Cite this: *RSC Adv.*, 2022, 12, 25280

 Received 12th July 2022
 Accepted 31st August 2022

DOI: 10.1039/d2ra04297e

rsc.li/rsc-advances

Palladium-catalyzed phosphorylation of arylsulfonium salts with P(O)H compounds via C–S bond cleavage†

 Huijin Liu,^{ID} Kai Sun, Xiaolan Li, Jie Zhang, Wei Lu, Xuzhong Luo^{ID}* and Haiqing Luo^{ID}*

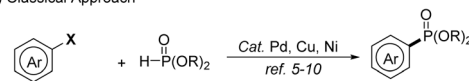
Herein we report a novel palladium-catalyzed phosphorylation of arylsulfonium salts with P(O)H compounds via C–S bond cleavage under mild conditions. The protocol provides a pragmatic strategy applicable to the synthesis of diverse arylphosphonates.

Arylphosphonates are ubiquitous constituents of numerous biologically active compounds, agrochemicals and functional materials,¹ and also play an important role in organometallic catalysis² and organocatalysis³ in organic synthesis. Ever since the pioneering work by Hirao and co-workers in the 1980s,⁴ various methods catalyzed or mediated by transition-metals for the synthesis of arylphosphonates have been developed. The cross-coupling reactions of P(O)H compounds with various aryl partners that have been reported so far include aryl halides,⁵ aryl boron reagents,⁶ aryl oxygen derivatives,⁷ aryl nitrogen reagents,⁸ and aryl amide derivatives,⁹ *etc.* (Scheme 1A).¹⁰

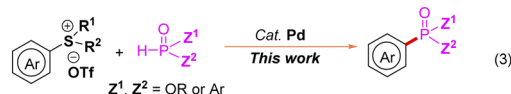
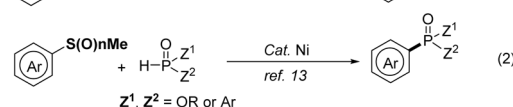
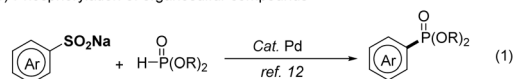
It is well known that organosulfur compounds have been of great importance in organic synthesis because of their accessibility and intriguing reactivity. As a valuable transformation of organosulfur compounds, transition-metal catalyzed C–S bond cleavage has attracted much attention.¹¹ In this regard, Wang's group developed a novel palladium-catalyzed phosphonation of sodium arylsulfonates with H-phosphonate diesters in 2014 (Scheme 1B, eqn (1)).¹² And then, Han's group developed the nickel-catalyzed phosphinylation of C–S bonds forming C–P bonds by using sulfides, sulfoxides and sulfones as substrates (Scheme 1B, eqn (2)).¹³ As a good choice for the aryl source, arylsulfonium salts are easily available, easy to handle, and reasonably reactive, they show great potential for transition metal-catalyzed transformation such as arylation, alkenylation, alkynylation, borylation, alkoxy-carbonylation, and carboxylation,¹⁴ which can be viewed as an activated form of the inert C–S bond. As a continuation of our interest in the Ar–P bond construction,¹⁵ herein we wish to report palladium-catalyzed phosphorylation of arylsulfonium salts with P(O)H compounds (Scheme 1B, eqn (3)).

We commenced our investigation by studying the reaction conditions of arylsulfonium salts **1a** with diethyl phosphonate **2a** (Table 1). A series of Pd catalysts, including PdCl₂, Pd₂(dba)₃, Pd(dppf)Cl₂, Pd(PPh₃)₂Cl₂, Pd(acac)₂, and Pd(OAc)₂ were examined in the presence of X-phos (5 mol%), K₃PO₄ (1.0 equiv.) in *N,N*-dimethylformamide (DMF) at 80 °C (Table 1, entries 1–6), which were found to be effective, thus affording the desired product **3a**. Among these Pd catalysts, Pd(OAc)₂ turned out to be the best catalyst for the reaction, affording the desired product in a yield of 58% (Table 1, entry 6). Subsequently, a survey of different phosphine ligands revealed that XPhos was the best choice (Table 1, entries 7–12). In order to improve the reaction yield, we opted to continue our optimization studies using different bases (Table 1, entries 13–16), but no better reactivity was achieved. Furthermore, the effect of the solvent was also probed (Table 1, entries 17–23). To our delight, *i*PrOH was found to be suitable for the reaction, affording the desired product **3a** in 72% yield (Table 1, entry 22).

A) Classical Approach


 X = halides, B, N, O, C(O)N, *et al.*

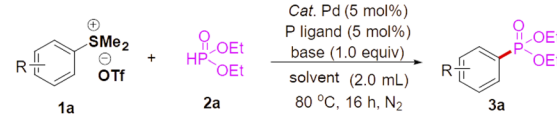
B) Phosphorylation of organosulfur compounds



Scheme 1 Transition metal-catalyzed phosphorylation reactions.

Department of Chemistry & Chemical Engineering, Gannan Normal University, Ganzhou 341000, China. E-mail: luoxuzhong@hotmail.com; luohaiqing@sina.com

 † Electronic supplementary information (ESI) available. See <https://doi.org/10.1039/d2ra04297e>

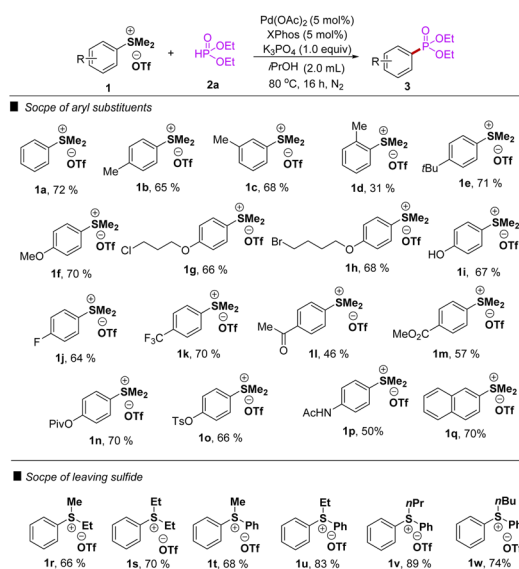

Table 1 Optimization of the reaction conditions^{a,b}


Entry	Cat.	P ligand	Base	Solvent	Yield ^b (%)
1	PdCl ₂	XPhos	K ₃ PO ₄	DMF	40
2	Pd ₂ (dba) ₃	XPhos	K ₃ PO ₄	DMF	10
3	Pd(dppf)Cl ₂	XPhos	K ₃ PO ₄	DMF	35
4	Pd(PPh ₃) ₂ Cl ₂	XPhos	K ₃ PO ₄	DMF	10
5	Pd(acac) ₂	XPhos	K ₃ PO ₄	DMF	19
6	Pd(OAc) ₂	XPhos	K ₃ PO ₄	DMF	58
7	Pd(OAc) ₂	dppe	K ₃ PO ₄	DMF	5
8	Pd(OAc) ₂	PPh ₃	K ₃ PO ₄	DMF	6
9	Pd(OAc) ₂	dppp	K ₃ PO ₄	DMF	15
10	Pd(OAc) ₂	JohnPhos	K ₃ PO ₄	DMF	20
11	Pd(OAc) ₂	SPhos	K ₃ PO ₄	DMF	32
12	Pd(OAc) ₂	Ruphos	K ₃ PO ₄	DMF	30
13	Pd(OAc) ₂	XPhos	K ₂ HPO ₄	DMF	50
14	Pd(OAc) ₂	XPhos	CS ₂ CO ₃	DMF	23
15	Pd(OAc) ₂	XPhos	NaHCO ₃	DMF	25
16	Pd(OAc) ₂	XPhos	Et ₃ N	DMF	21
17	Pd(OAc) ₂	XPhos	K ₃ PO ₄	DMSO	43
18	Pd(OAc) ₂	XPhos	K ₃ PO ₄	DMA	31
19	Pd(OAc) ₂	XPhos	K ₃ PO ₄	Dioxane	Trace
20	Pd(OAc) ₂	XPhos	K ₃ PO ₄	MeCN	58
21	Pd(OAc) ₂	XPhos	K ₃ PO ₄	EtOH	46
22	Pd(OAc) ₂	XPhos	K ₃ PO ₄	iPrOH	72
23	Pd(OAc) ₂	XPhos	K ₃ PO ₄	<i>t</i> AmOH	63



^a **1a** (0.36 mmol), **2a** (0.30 mmol), cat. Pd (5 mol%), ligand (5 mol%), base (0.3 mmol), solvent (2.0 mL), 80 °C, 16 h, under N₂. ^b Isolated yield.

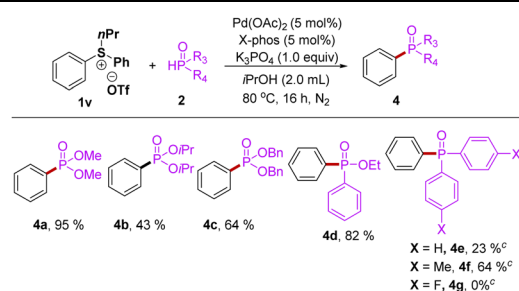
Having the optimized conditions established in hand, we then proceeded to explore the scope of the phosphorylation of various arylsulfonium salts with diethyl phosphonate **2a**. The results were summarized in Table 2, in general moderate to good yields were obtained under the optimized reaction conditions. The phosphorylation reaction had shown excellent tolerance to both electron-withdrawing and electron-donating groups as aromatic substituents, including alkyl (**1b–d**), alkoxy (**1f–h**), fluoro (**1j**), trifluoromethyl (**1k**), acetyl (**1l**), ester (**1m–o**), and acetamido groups (**1p**). For the substrate of arylsulfonium salts with the naphthalene group, the reaction gave the desired product in 70% yield. Surprisingly, the phosphorylation reaction could be conducted in the presence of unprotected active hydroxyl group (**1i**), affording 67% yield. The diminished yield in the case of **1d** may be attributed to steric hindrance. The desired products were also obtained in good yields regardless of the alkyl substituents on the sulfonium moiety (**1r–s**). In addition, different substituents (**1r–w**) at the sulfur atom to evaluate the reactivity of leaving group on the Pd-catalyzed phosphorylation, several dialkyl-(phenyl) or

Table 2 Scope of the catalytic phosphorylation of arylsulfonium salts^{a,b}

^a **1** (0.36 mmol), **2a** (0.30 mmol), Pd(OAc)₂ (5 mol%), XPhos (5 mol%), K₃PO₄ (0.3 mmol), iPrOH (2.0 mL), 80 °C, 16 h, under N₂. ^b Isolated yield.

alkyl(diphenyl)sulfonium triflates were tested under the optimized conditions. To our delight, the desired products were obtained in good to excellent yields (**1t–v**), in which ethyl- and propyl(diphenyl)-sulfonium triflates were more suitable, affording **3a** in 83%, and 89% yields, respectively.

For further evaluation of the substrate scope, different P(O)H compounds were used to test the reaction. As shown in Scheme 3, the H-phosphonate diesters with different alkyl groups can all react smoothly with arylsulfonium salt **1v** to afford the corresponding phosphorylation product (**4a–c**) in moderate to good yields. Ethyl phenylphosphinate (**4d**) had good compatibility under the optimized conditions to give the corresponding products in 82% yield. Next, some di-*p*-tolylphosphine oxides were subjected to the reaction at 110 °C, diphenyl- and di-*p*-

Table 3 Scope of the catalytic phosphorylation of P(O)H compounds^{a,b}

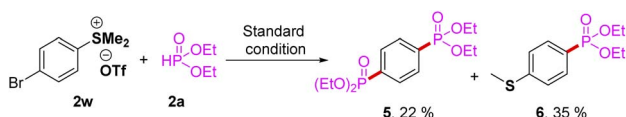
^a **1v** (0.36 mmol), **2** (0.30 mmol), Pd(OAc)₂ (5 mol%), XPhos (5 mol%), K₃PO₄ (0.3 mmol), iPrOH (2.0 mL), 80 °C, 16 h, under N₂. ^b Isolated yield. ^c T = 110 °C.

tolyphosphine oxides show reactivity to afford the corresponding products **4e** and **4f** in 23% and 64% yield, respectively. Unfortunately, bis(4-fluorophenyl)-phosphine oxide was incompatible to the current catalytic system (**4g**) (Table 3).

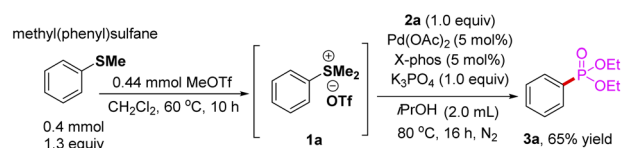
Interestingly, the (4-bromophenyl)dimethylsulfonium **2w** was used to test the reaction, unexpected diphosphorylation product **5** and phosphorylation product bearing 4-methylthio group **6** were obtained, respectively in 22% and 35% yield (Scheme 2).

To prove the synthetic utility of the strategy, one-pot phosphorylation method was investigated. Treatment of methyl(phenyl)sulfane with MeOTf in 1,2-dichloroethane (DCE) afforded the corresponding aryl sulfonium salts **1a** (confirmed with ^1H NMR). After removal of all volatiles under a reduced pressure, one-pot phosphorylation was performed in the presence of Pd(OAc)₂, XPhos, diethyl phosphonate **2a**, K₃PO₄, and iPrOH. We are pleased to find that the reaction proceeded smoothly to provide the desired product **3a** in 61% yield.

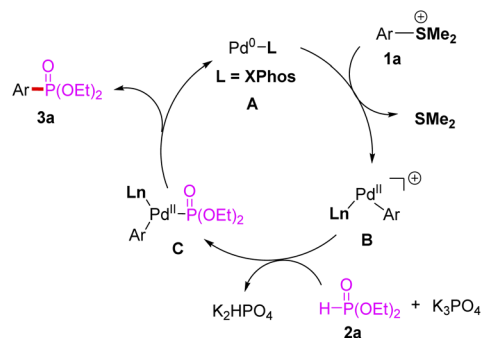
A plausible mechanism for the phosphorylation of arylsulfonium salts with P(O)H compounds was proposed as shown in Scheme 4. First, palladium(0) species **A** was generated from the reduction of palladium(II) with phosphine ligand by the aid of K₃PO₄.¹⁶ Then, arylsulfonium **1a** would undergo oxidative addition with **A** to form cationic arylpalladium(II) **B**,¹⁷ followed by ligand exchange of diethyl phosphonate **2a** with species **B** led to the generation of intermediate **C** in base condition.¹³



Scheme 2 Phosphorylation of the (4-bromophenyl)dimethyl sulfonium.



Scheme 3 One-pot phosphorylation of aryl sulfide.



Scheme 4 Plausible reaction mechanism.

Subsequently, reductive elimination from **C** afforded arylphosphonate **3a** and palladium (0) species **A** and the catalytic cycle was completed.

In summary, we have developed a palladium-catalyzed phosphorylation of arylsulfonium salts with P(O)H compounds. The transformation proceeded under mild reaction conditions and had advantages include good functional group tolerance, a wide scope of substrates, and easily available arylsulfonium salts. Mechanistically, this approach involves oxidative addition and reductive elimination processes as the two key steps to afford the desired product. The protocol provides pragmatic strategy applicable to the synthesis of diverse arylphosphonates.

Conflicts of interest

There are no conflicts to declare.

Acknowledgements

This project was supported by the National Natural Science Foundation of China (No. 21762002).

Notes and references

- (a) J. C. Tebby, *Appl. Organomet. Chem.*, 2000, **14**, 514; (b) D. S. Surry and S. L. Buchwald, *Angew. Chem., Int. Ed.*, 2008, **47**, 6338; (c) C. Queffelec, M. Petit, P. Janvier, D. A. Knight and B. Bujoli, *Chem. Rev.*, 2012, **112**, 3777.
- For selected reviews, see: (a) M. McCarthy and P. J. Guiry, *Tetrahedron*, 2001, **57**, 3809; (b) W. J. Tang and X. M. Zhang, *Chem. Rev.*, 2003, **103**, 3029; (c) R. Martin and S. L. Buchwald, *Acc. Chem. Res.*, 2008, **41**, 1461.
- For selected reviews, see: (a) X. Lu, C. Zhang and Z. Xu, *Acc. Chem. Res.*, 2001, **34**, 535; (b) J. L. Methot and W. R. Roush, *Adv. Synth. Catal.*, 2004, **346**, 1035; (c) Y. Wei and M. Shi, *Acc. Chem. Res.*, 2010, **43**, 1005.
- T. Hirao, T. Masunaga, Y. Ohshiro and T. Agawa, *Tetrahedron Lett.*, 1980, **21**, 3595.
- (a) G. Keglevich, R. Henyecz, Z. Mucsi and N. Z. Kiss, *Adv. Synth. Catal.*, 2017, **359**, 4322; (b) H. Zeng, Q. Dou and C.-J. Li, *Org. Lett.*, 2019, **21**, 1301; (c) G. Zakirova, D. Y. Mladentsev and N. E. Borisova, *Synthesis*, 2019, **51**, 2379; (d) M. S. Ghasemzadeh and B. Akhlaghinia, *New J. Chem.*, 2019, **43**, 5341; (e) Y. Bai, N. Liu, S. Wang, S. Wang, S. Ning, L. Shi, L. Cui, Z. Zhang and J. Xiang, *Org. Lett.*, 2019, **21**, 6835; (f) M. N. Mungalpara, J. Wang, M. P. Coles, P. G. Plioger and G. J. Rowlands, *Tetrahedron*, 2018, **74**, 5519; (g) S. Sengmany, A. Ollivier, E. L. Gall and E. Léonel, *Org. Biomol. Chem.*, 2018, **16**, 4495; (h) A. I. Kuramshin, A. V. Plotnikova, M. V. Adel'shina and V. I. Galkin, *Russ. J. Org. Chem.*, 2018, **54**, 1746; (i) J. Xuan, T.-T. Zeng, J.-R. Chen, L.-Q. Lu and W.-J. Xiao, *Chem.-Eur. J.*, 2015, **21**, 4962; (j) D. Gelman, L. Jiang and S. L. Buchwald, *Org. Lett.*, 2003, **5**, 2315; (k) M. Kalek, M. Jezowska and J. Stawinski, *Adv. Synth. Catal.*, 2014, **351**, 3207.



- 6 (a) R. Zhuang, J. Xu, Z. Cai, G. Tang, M. Fang and Y. Zhao, *Org. Lett.*, 2011, **13**, 2110; (b) G. Hu, W. Chen, T. Fu, Z. Peng, H. Qiao, Y. Gao and Y. Zhao, *Org. Lett.*, 2013, **15**, 5362; (c) M. Andaloussi, J. Lindh, J. Sävmarker, P. J. R. Sjöberg and M. Larhed, *Chem.–Eur. J.*, 2009, **15**, 13069; (d) T. Fu, H. Qiao, Z. Peng, G. Hu, X. Wu, Y. Gao and Y. Zhao, *Org. Biomol. Chem.*, 2014, **12**, 2895; (e) H. Wan, Y. Zhao, Q. Wang, Y. Zhang and Y. Li, *Russ. J. Gen. Chem.*, 2016, **86**, 150; (f) T.-H. Chen, D. M. Reddy and C.-F. Lee, *RSC Adv.*, 2017, **7**, 30214.
- 7 (a) G. Yang, C. Shen, L. Zhang and W. Zhang, *Tetrahedron Lett.*, 2011, **52**, 5032; (b) J. Yang, T. Chen and L.-B. Han, *J. Am. Chem. Soc.*, 2015, **137**, 1782; (c) J. Yang, J. Xiao, T. Chen and L.-B. Han, *J. Org. Chem.*, 2016, **81**, 3911; (d) L.-L. Liao, Y.-Y. Gui, X.-B. Zhang, G. Shen, H.-D. Liu, W.-J. Zhou, J. Li and D.-G. Yu, *Org. Lett.*, 2017, **19**, 3735.
- 8 (a) W. Xu, G. Hu, P. Xu, Y. Gao, Y. Yin and Y. Zhao, *Adv. Synth. Catal.*, 2014, **356**, 2948; (b) R. Berrino, S. Cacchi, G. Fabrizi, A. Goggiamani and P. Stabile, *Org. Biomol. Chem.*, 2010, **8**, 4518; (c) Y. He, H. Wu and F. D. Toste, *Chem. Sci.*, 2015, **6**, 1194; (d) S. Wang, D. Qiu, F. Mo, Y. Zhang and J. Wang, *J. Org. Chem.*, 2016, **81**, 11603.
- 9 (a) C. Liu and M. Szostak, *Angew. Chem., Int. Ed.*, 2017, **56**, 12718; (b) J. Dong, L. Liu, X. Ji, Q. Shang, L. Liu, L. Su, B. Chen, R. Kan, Y. Zhou, S.-F. Yin and L.-B. Han, *Org. Lett.*, 2019, **21**, 3198.
- 10 For selected examples, see: (a) G. Yang, C. Shen, M. Quan and W. Zhang, *Tetrahedron*, 2016, **72**, 333; (b) R. A. Dhokale and S. B. Mhaske, *Org. Lett.*, 2013, **15**, 2218; (c) C. Shen, G. Yang and W. Zhang, *Org. Lett.*, 2013, **15**, 5722; (d) C. Shen, G. Yang and W. Zhang, *Org. Biomol. Chem.*, 2012, **10**, 3500; (e) C. Feng, M. Ye, K. J. Xiao, S. Li and J. Q. Yu, *J. Am. Chem. Soc.*, 2013, **135**, 9322; (f) T. Kagayama, A. Nakano, S. Sakaguchi and Y. Ishii, *Org. Lett.*, 2006, **8**, 407; (g) S. Wang, R. Guo, G. Wang, S.-Y. Chen and X.-Q. Yu, *Chem. Commun.*, 2014, **50**, 12718; (h) C. Li, T. Yano, N. Ishida and M. Murakami, *Angew. Chem., Int. Ed.*, 2013, **52**, 9801; (i) X. Mao, X. Ma, S. Zhang, H. Hu, C. Zhu and Y. Cheng, *Eur. J. Org. Chem.*, 2013, 4245; (j) J. S. Zhang, T. Chen, J. Yang and L. B. Han, *Chem. Commun.*, 2015, **51**, 7540; (k) S. Wang, Q. Xue, Z. Guan, Y. Ye and A. Lei, *ACS Catal.*, 2021, **11**(7), 4295; (l) C. Liu, C.-L. Ji, T. Zhou, X. Hong and M. Szostak, *Org. Lett.*, 2019, **21**, 9256; (m) J.-S. Zhang, T. Chen, J. Yang and L.-B. Han, *Chem. Commun.*, 2015, **51**, 7540; (n) L. Chen, Y. Zhu, T. Chen, L. Liu, J.-S. Zhang and L.-B. Han, *Org. Biomol. Chem.*, 2018, **16**, 5090; (o) K. Xu, L. Liu, Z. Li, T. Huang, K. Xiang and T. Chen, *J. Org. Chem.*, 2020, **85**, 14653; (p) H. McErlain, L. M. Riley and A. Sutherland, *J. Org. Chem.*, 2021, **86**, 17036.
- 11 For selected reviews, see: (a) S. R. Dubbaka and P. Vogel, *Angew. Chem., Int. Ed.*, 2005, **44**, 7674; (b) L. Wang, W. He and Z. Yu, *Chem. Soc. Rev.*, 2013, **42**, 599; (c) S. G. Modha, V. P. Mehta and E. V. Van der Eycken, *Chem. Soc. Rev.*, 2013, **42**, 5042; (d) F. Pan and Z.-J. Shi, *ACS Catal.*, 2014, **4**, 280.
- 12 T. Miao and L. Wang, *Adv. Synth. Catal.*, 2014, **356**, 967.
- 13 J. Yang, J. Xiao, T. Chen, S.-F. Yin and L.-B. Han, *Chem. Commun.*, 2016, **52**, 12233.
- 14 (a) J. Srogl, G. D. Allred and L. S. Liebeskind, *J. Am. Chem. Soc.*, 1997, **119**, 12376; (b) N.-N. Ma, J.-A. Ren, X. Liu, X.-Q. Chu, W. Rao and Z.-L. Shen, *Org. Lett.*, 2022, **24**, 1953; (c) D. Vasu, H. Yorimitsu and A. Osuka, *Angew. Chem., Int. Ed.*, 2015, **54**, 7162; (d) P. Cowper, Y. Jin, M. D. Turton, G. Kociok-Kohn and S. E. Lewis, *Angew. Chem., Int. Ed.*, 2016, **55**, 2564; (e) H. Kawashima, T. Yanagi, C.-C. Wu, K. Nogi and H. Yorimitsu, *Org. Lett.*, 2017, **19**, 4552; (f) J.-N. Zhao, M. Kayumov, D.-Y. Wang and A. Zhang, *Org. Lett.*, 2019, **21**, 7303; (g) S.-M. Wang, H.-X. Song, X.-Y. Wang, N. Liu, H.-L. Qin and C.-P. Zhang, *Chem. Commun.*, 2016, **52**, 11893; (h) Z.-Y. Tian, S.-M. Wang, S.-J. Jia, H.-X. Song and C.-P. Zhang, *Org. Lett.*, 2017, **19**, 5454; (i) H. Minami, S. Otsuka, K. Nogi and H. Yorimitsu, *ACS Catal.*, 2018, **8**, 579; (j) H. Minami, K. Nogi and H. Yorimitsu, *Org. Lett.*, 2019, **21**, 2518; (k) F. Berger, M. B. Plutschack, J. Riegger, W. Yu, S. Speicher, M. Ho, N. Frank and T. Ritter, *Nature*, 2019, **567**, 223; (l) T. Yanagi, R. J. Somerville, K. Nogi, R. Martin and H. Yorimitsu, *ACS Catal.*, 2020, **10**, 2117.
- 15 (a) H. Luo, H. Liu, X. Chen, K. Wang, X. Luo and K. Wang, *Chem. Commun.*, 2017, **53**, 956; (b) H. Luo, K. Sun, Q. Xie, X. Li, X. Zhang and X. Luo, *Asian J. Org. Chem.*, 2020, **9**, 2083; (c) K. Sun, H. Liu, Q. Xie and H. Luo, *Chin. J. Org. Chem.*, 2020, **40**, 2275.
- 16 (a) R. Martin and S. L. Buchwald, *Acc. Chem. Res.*, 2008, **41**, 1461; (b) J. R. DeBergh, N. Niljianskul and S. L. Buchwal, *J. Am. Chem. Soc.*, 2013, **135**, 10638.
- 17 H. Minami, K. Nogi and H. Yorimitsu, *Org. Lett.*, 2019, **21**, 2518.

