


 Cite this: *RSC Adv.*, 2022, 12, 14282

The pioneering role of metal–organic framework-5 in ever-growing contemporary applications – a review

 Kranthi Kumar Gangu,^{ab} Suresh Maddila ^{bc} and Sreekantha B. Jonnalagadda ^{*b}

MOF-5 with a Zn(II) cluster and terephthalic acid is a distinctive porous material among the metal–organic frameworks (MOFs), with unique physical, chemical and mechanical properties. MOF-5 based composites possess ample applications in modern chemistry. Huge surface area, suitable pore dimensions and scope of tunability make MOF-5 noteworthy in advanced materials. The extensive features of MOF-5 provided an opportunity for researchers to explore atomic/molecular scale materials. Various MOF-5 based composites have been designed with revamped properties appropriate to the application by altering and fabricating MOF-5 *in situ* or using a post-synthetic approach. Surface modification *via* the dispersion and impregnation of active substances into the pores of MOF-5 enhances its applicability. The boundless topologies and morphologies of MOF-5 combined with other chemical entities has provided opportunities in various fields, including catalysis, gas storage and sensors. The present review illuminates the leading role of MOF-5 and its composites in contemporary applications based on the current literature in heterogeneous catalysis, H₂ and CO₂ storage and sensors.

Received 7th March 2022

Accepted 20th April 2022

DOI: 10.1039/d2ra01505f

rsc.li/rsc-advances

1. Introduction

Metal–Organic Frameworks (MOFs), future prospective advanced materials, arrange metal ions and organic molecules as linkers in various dimensional structures.^{1–3} MOFs are at the leading edge of rapidly emerging materials science. MOFs have attracted researchers from different fields.^{4–6} Characteristics like large surface area, distinctive porous nature, and exceptional structures of choice and rigidity make them ideal for direct use in various applications without further processing.^{7–10} The robust architecture of MOFs is explored in varied fields, including magnetism, luminescence, gas storage, catalysis, and drug delivery, to transform conventional science into technology with added benefits (Fig. 1).^{11,12} The design and construction of MOFs through simple chemical processes is another vital aspect of researchers' interest. Various hydrothermal, sonochemical, microwave-assisted, electrochemical and mechano-chemical synthetic strategies are available for MOFs. The fundamental objective is the bonding between metal ions and linkers with different dimensionalities.^{13,14} The interconnection of entities in the MOFs majorly determines their

characteristics. The fabrication of MOFs is a structure–property decisive factor, and its design is generally associated with customised applications. In the MOFs, the inorganic connectors are either isolated metal centres or clusters having different coordination numbers, facilitating the structures of various geometries.^{15,16} Another MOF component, the organic linker, is generally anionic or electrically neutral and sometimes slightly cationic linkers.^{17,18}

Rigid ligands are the choice of preference, enabling network geometry and sustaining the open pore structure after removing solvent molecules—a suitable combination of metal centres and linkers is a prerequisite to producing many assemblies.^{19–22} Many MOFs, like MOF-5, MOF-11, MOF-177, MOF-101, MOF-525, and MOF-235, have been reported based on their composition of metal ions and linkers. In designing the MOFs, to improve the properties, some modifications in metal ions linkers are implemented through functionalisation in an *in situ* manner or post-synthetic process.^{23–26}

MOF-5 is the prominent compound in the MOFs family, constituting the Zn₄O cluster and 1,4-benzo dicarboxylic acid as an organic linker, first synthesised by the solvothermal technique (Fig. 2). It is a flexible three-dimensional structure with regular internal pore size, facilitating its use in quantum applications. MOF-5 molecules possess a BET surface area from 260 to 4400 m² g^{−1} based on a synthetic method with 0.92–1.04 cm³ g^{−1} micropore and thermal stability up to 400 °C. These fascinating parameters help overcome many obstacles encountered with the material used in medicine, biology, *etc.*^{27–29}

^aDepartment of Chemistry, Vignans Institute of Information Technology, Duvvada, Visakhapatnam-530049, India

^bSchool of Chemistry & Physics, University of KwaZulu-Natal, Westville Campus, Private Bag X54001, Durban 4000, South Africa. E-mail: jonnalagaddas@ukzn.ac.za; Fax: +27 31 2603091; Tel: +27 31 2607325

^{*}Department of Chemistry, GITAM Institute of Science, GITAM University, Visakhapatnam 530045, Andhra Pradesh, India



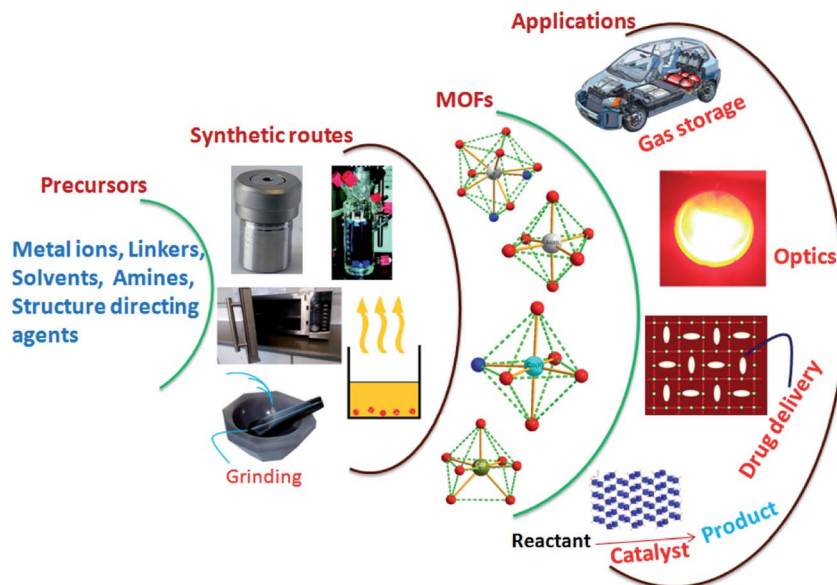


Fig. 1 Schematic representation of MOFs synthetic routes and probable applications (this figure has been adapted/reproduced from ref. 27 with permission from Elsevier, copyright 2016).

Utilising the properties of MOF-5, many researchers have explored the material in the catalysis, gas storage and sensor arenas. The design, development, and manufacture of different MOF-5s with new chemical properties, composition, morphology, and topography have broadened its horizon to modern advancements in emerging technologies.^{30–32} Applications in different fields mainly depend on the final structures that possess shape, pore size, and host-guest interactions. Using the same reaction mixture for MOF-5 synthesis can lead to different structures with different characteristic properties.

The reaction time, particle size, influence of metal salt, temperature, and morphology generally strongly impact final structure properties like 3D frameworks that exhibit good porosity, making it easy for guest exchange.^{33–35} As mentioned before, the property requirement is paramount in designing MOF-5 and adopting relevant synthetic procedures. Solvents like *N,N*-diethylformamide (DEF), ionic liquids (IL) and structure-directing agents like ammonium ions and amines also influence the final product formation like catenation behaviour of MOF-5. The systematic variation of the amount of

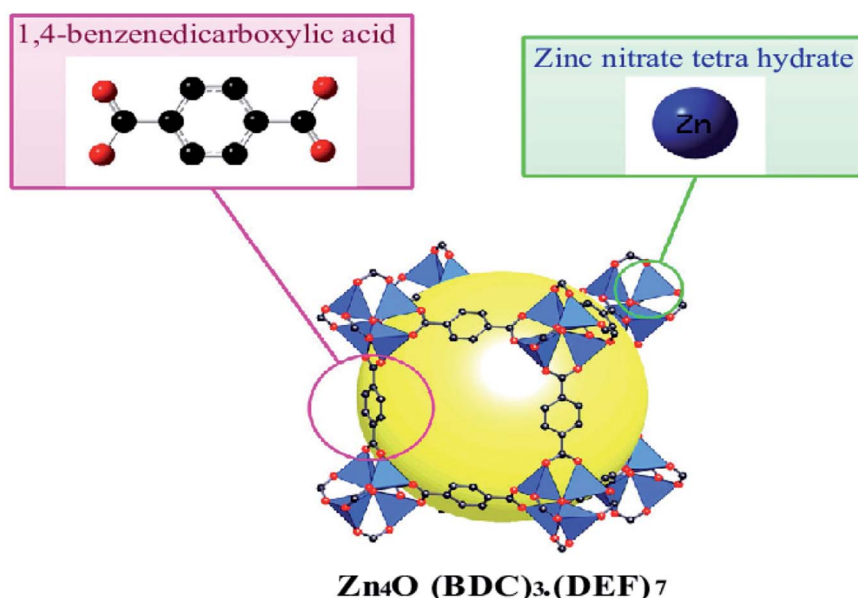


Fig. 2 Crystal structures of MOF-5 (C, black; Zn, blue; O, red; guest molecule, yellow sphere and all H atoms omitted for clarity (this figure has been adapted/reproduced from ref. 29 with permission from Longdom Publishing SL, copyright 2014).



water, pH, temperature, time and molar ratio are vital factors in constructing interpenetrated/catenated MOF-5. These variables are applicable to synthesise routes to various MOF-5 morphologies, topologies and composites. The present review encompasses different applications of MOF-5. In most studies, scientists have designed MOF-5 based composites by integrating various engineered materials to improve the desired target application's efficiency, as depicted in Table 1.

2. MOF-5 and its composites as heterogeneous catalysts for organic transformations

MOFs with exemplary traits have revolutionised the field, and many new composites developed as catalysts for organic transformations, such as Knoevenagel condensation, Heck, Suzuki–Miyaura and Sonogashira reactions.^{36,37} MOFs have profoundly benefited the heterogeneous catalysis arena, as these materials act both as support materials and catalysts due to the unique role of metal ions and ligands. Modified MOF-5 displayed salient activity in synthesising many biocompatible drugs.^{38,39}

Jinliang *et al.*⁴⁰ have reported the MOF-5 and quaternary ammonium salt (MOF-5/*n*-Bu₄NBr) as a catalytic system for synthesising cyclic carbonates from CO₂ and epoxides. Authors have fused CO₂ with propylene oxide (PO) in the presence of the catalyst producing propylene carbonate (PC). The inherent catalytic activity of MOF-5 is enhanced by quaternary ammonium salt.⁴¹ Porous and high surface area MOF-5 becomes accessible to reactants and ammonium salts towards Zn₄O active sites of MOF-5. Zn₄O clusters in MOF-5 act as Lewis acidic sites, activating the oxygen atom of epoxides. MOF-5 and ammonium salts' synergetic effect promotes the reaction (Fig. 3), and the absence of a component in MOF-5/*n*-Bu₄NBr has led to yield depletion. This reaction with MOF-5 as a catalyst is advantageous over other heterogeneous catalysts (metal oxides, functional polymers, gold nanoparticles supported on resins, *etc.*), which demand high-temperature conditions (>100 °C).

A similar coupling reaction was reported by Kurisingal *et al.*⁴² They have prepared multi-variate MOF-5 with functionalised 1,4-benzene dicarboxylic acid with –NH₂ and –OH groups (MOF-5-MIX). Integration of two different organic ligands into a single framework led to a specialised system with great activity. An advantage is a strategic approach to introducing two functional groups, developing more catalytic active sites than a single functional group. In this study, MOF-5-NH₂ and MOF-5-OH exhibited lower catalytic efficiency in converting CO₂ to cyclic carbonates than MOF-5-MIX. The Lewis acidic sites (Zn metal sites) and basic sites (functional groups) in MOF-5-MIX are liable to improve catalytic activity.

In another study, Xiang *et al.*⁴³ developed a new hydrotable Fe(III)/MOF-5(Ni) catalyst to synthesise catechol from phenol and hydrogen peroxide. The partial replacement of Zn(II) ions in MOF-5 with Ni(II) imparts hydrostability to the structure. [Zn₄-O(BDC)₃] group in the construction of MOF-5 is likely to interact

with a water molecule, which collapses the structure of MOF-5. Thus, Ni(II) isomorphic to Zn(II) incorporation improves the hydrophobic nature. The internal pore size of MOF-5 may be accessible and make an easy pass-through of small molecules like phenol and catechol. In this work, initially, Ni(II) was embedded into the MOF-5 skeleton through *in situ* synthesis followed by Fe(III) load resulting in Fe(III)/MOF-5(Ni). High conversion of phenol and high selectivity for catechol were achieved with this catalyst. The drawbacks of phenol conversion (*ca.* 60%) and catechol selectivity (*ca.* 85%) with other catalysts like composite metal oxides, zeolites, organic–metal complexes *etc.*, could be overcome with this Fe(III)/MOF-5(Ni) catalyst. Phan *et al.*⁴⁴ have used MOF-5 as a solid acid catalyst for the Friedel–Crafts alkylation reaction. Traditionally AlCl₃, ZnCl₂, and FeCl₃ Lewis acids are moisture sensitive, and these catalysts demand dry conditions. MOF-5 is advantageous against leaching problems, frequently encountered in the Friedel–Crafts alkylation with other solid acid catalysts. Moreover, the economic and straightforward synthesis of MOF-5 is beneficial to the chemical industry for utilisation in many organic transformations.^{45,46}

Hydroformylation is an essential reaction for the production of aldehydes from olefins. The hydroformylation products are used to synthesise plasticisers, detergents, pharmaceuticals, solvents and agrochemicals. Generally, rhodium complexes are used as a homogeneous catalyst for the hydroformylation process, but their separation from the reaction mixture is a constraint. Vu *et al.*⁴⁷ designed a nano-sized Rh/MOF-5 solid complex to overcome the catalyst recovery problem. The Rh/MOF-5 improved selectivity and performance in olefines' hydroformylation towards aldehydes. Similarly, Opelt *et al.*⁴⁸ have prepared palladium-supported MOF-5 for hydrogenation reaction. Catalyst activity depends on active sites' location and nature, with other catalysts grafted on MOFs' structure. The hydrogenation of ethyl cinnamate to hydro-ethyl cinnamate with 100% conversion and selectivity was reported with Pd/MOF-5. Higher activity with Pd/MOF-5 was due to the excellent dispersion of Pd and increased access on the surface of MOF-5. Another hydrogenation catalyst was developed by Zhao *et al.*⁴⁹ through impregnation of 2–6 nm, Ni dispersed on MOF-5. They used it for the hydrogenation of the C=C bond in crotonaldehyde. After loading nickel nanoparticles, the BET surface area of MOF-5 decreased due to the partial filling of nickel particles in pore channels. The pore volume decrement suggested that reactant and product molecules occupied the space. The MOF-5 retains its structure throughout the reaction. The XRD patterns indicate that other metals like Au, Ag and Pt could be similarly loaded in MOF structures to accomplish different catalytic reactions.⁵⁰ Guo *et al.*⁵¹ have prepared 2D MOF-5 using 2-methylimidazole (2-MI) as a coordination controller. The unique geometry and the rich surface-area-to-volume ratio of 2D MOF-5 accountably perform better than the conventional bulk MOF-5. The introduction of 2-MI in the synthesis of MOF-5 from its precursors is usually beneficial in enhancing its catalytic activity by creating more Lewis basic sites. This study reveals that 2-MI acts as a base for the deprotonation of the ligand's carboxylic acid. The 2-MI attached to MOF-5 restricts the crystal growth and leads to ultra-thin MOF-5



Table 1 Comparative table of the functionality of MOF-5 and its composites

S. no.	MOF-5/MOF-5 composite	Application	Ref.
1	MOF-5/ <i>n</i> -Bu ₄ NBr (MOF-5 and quaternary ammonium salts)	Cyclic carbonates from CO ₂ and epoxides	40
2	MOF-5-MIX (integration of two different functional groups to ligand)	Conversion of CO ₂ to cyclic carbonates	42
3	Fe(III)/MOF-5(Ni)	Synthesis of catechol from phenol and hydrogen peroxide	43
4	Nano-sized Rh/MOF-5	Hydroformylation	47
5	Pd/MOF-5	Hydrogenation reaction	48
6	2D MOF-5 using 2-methylimidazole (2-MI) as a coordination controller	Knoevenagel condensation	51
7	NP-C-MOF-5 (nitrogen, phosphorus and porous carbon-doped MOF-5)	Ammonia synthesis	52
8	Nickel-based MOF-5	Oxidation of ethylbenzene (EB)	54
9	PTA@PdCu@Fe ^{III} -MOF-5 (PTA: Phosphotungstic acid)	Hydrodeoxygenation of palmitic acid to hexadecane	56
10	BiOBr/MOF-5 (IL), (IL: ionic liquid)	Degradation of methyl orange	64
11	MOF-5 on silk fibre	Removal of Congo red from contaminated water	65
12	Ag@MOF-5	<i>E. Coli</i> bacteria's disinfection	66
13	HOQ@MOF-5, HOQ: hydroxyquinoline	Visible light-sensitive photocatalyst	69
14	BiOBr/GO/MOF-5, GO: graphene oxide	Photocatalytic activity	70
15	MOF-5 as adsorbent	Tetracycline removal	71
16	MOFMC (MOF-5 integrated with MWCNTs)	Hydrogen storage of 2.02 wt% under 1 bar pressure at 77 K temperatures	79
17	MOF-5	4.5 wt% hydrogen storage at 77 K for 1 bar pressure and 1 wt% at laboratory conditions for 20 bar pressure	90
18	MOF-5	Hydrogen sorption capacities is 1.32 wt% at 77 K and 1 bar pressure	91
19	MOF-5	Hydrogen sorption capacities is 1.6 wt% at 77 K and 1 bar pressure	92
20	MOF-5	Hydrogen uptake is 5.1 wt% at 77 K over 80 bar pressure	93
21	MOF-5	Hydrogen uptake: 2.63 wt% (slow diffusion), 3.2 wt% (direct mixing), and 3.6 wt% (solvothermal) at 77 K and 1.7 MPa	94
22	Meso MOF-5 interpenetrated with TEA	Hydrogen uptake of 1.86 wt% under 1 atm at 77 K	98
23	Pt-loaded MWCNTs@MOF-5	Hydrogen uptake: 1.25 wt% at ambient temperature over 100 bar pressure and 1.89 wt% at 1 bar pressure at cryogenic temperatures	112
24	Co(II)-doped MOF-5	Sensing of solvent molecules	143
25	CH ₃ NH ₃ PbBr ₃ @MOF-5 composite	Fluorescence property	144
26	Ni doped MOF-5	NO ₂ detection	145
27	MOF-5	Detection of organophosphate pesticides	146
28	ZnO/MOF-5 hybrid	Enhanced photoluminescence quantum yield of 3.30% compared to bare MOF-5	148
29	Lanthanide ions doped MOF-5	Temperature sensing	151

nanostructures. Using this catalyst, the authors have conducted Knoevenagel condensation using aldehyde and malononitrile and produced a 99% yield at room temperature. The 2-MI assisted synthesis of 2D MOF-5 nanosheets in this study led to

the creation of more active sites in MOF-5 to make this material a superior catalyst.

Ammonia synthesis was carried out through nitrogen reduction using NP-C-MOF-5 as an electrocatalyst. Nitrogen,



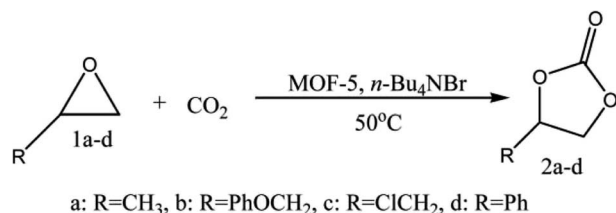


Fig. 3 Coupling of CO₂ with epoxides (this figure has been adapted/reproduced from ref. 41 with permission from Royal Society of Chemistry, copyright 2008).

phosphorus and porous carbon-doped MOF-5s were prepared for electrocatalytic nitrogen reduction. Authors have adopted nitrogen reduction reaction (NRR) to synthesise ammonia against the cumbersome Haber–Bosch technique.⁵² Nitrogen-doped carbon has attracted many researchers for electrocatalytic purposes. The intrinsic properties of nitrogen-doped carbons, like high surface area and reasonable pore structure, create electrochemically active sites. The electronic properties like system impedance and surface polarities can be mitigated by including other hetero atoms like phosphorus. MOF-5 was used as support to carry such catalyst to execute NRR and produce ammonia with a yield of 1.08 μg h⁻¹ mg_{cat}⁻¹. Similarly, Li *et al.*⁵³ have prepared NPS-C-MOF-5 (Fig. 4). Unlike the above report, sulphur was included and used in the oxygen reduction reaction (ORR). Although the expensive platinum or platinum-based catalysts are favoured, metal-free NPS-C-MOF-5 catalysts exhibit superior properties to commercial platinum-carbon catalysts for ORR. MOF-5 as a template is agreeable for the ternary atoms-doped porous carbons. MOF structure also has a powerful effect on effective ORR-specific MOFs like MOF-5 possess compatible porous structures to accommodate the ternary doped carbon species. Li *et al.* have also studied MOF-5 templated nitrogen and sulphur co-doped porous carbon for ORR. The study described MOF-5 as a friendly electrocatalyst. Its intriguing architecture and comfort to design based on targeted requirements, pore distributions adsorb different organic molecules, and various elements engulfed porous carbons.

In another study, Peng *et al.*⁵⁴ prepared Ni nanoparticles supported by MOF-5 using a simple impregnation method. This




Fig. 4 Schematic illustration of the synthesis of MOF-templated NPS-C-MOF-5 as a metal-free electrocatalyst for the ORR (this figure has been adapted/reproduced from ref. 53 with permission from Nature, copyright 2014).

solid acid catalyst achieved 56% conversion of ethylbenzene (EB) with 90% selectivity towards acetophenone. Nickel-based MOF-5 catalyst for the oxidation of EB like hydrocarbon performed with top results in this study found to be a catalyst of interest in the oxidation of aromatic hydrocarbons. Nickel nanoparticles as NiO species accelerate the conversion of EB in a facile reaction pathway (Fig. 5). Ethylbenzene hydroperoxide intermediate is formed on the catalyst surface and oxidised to form acetophenone and benzoic acid as products.

Kleist *et al.*⁵⁵ have modified MOF-5 using a mixed linker strategy. 2-Aminobenzene-1,4-dicarboxylate was used as an alternative linker, and functionalisation of the amino group was beneficial to immobilise Pd species. The amino group interaction with Pd leads to its high dispersion and does not block the pores of the MOF-5 structure. Thus, Pd/MIXMOF has become an effective catalyst in the oxidation of CO at various temperature regions. Using the solvothermal approach, Fang *et al.*⁵⁶ have used MOF-5 support to prepare two catalysts, namely PdCu@Fe^{III}-MOF-5 and PTA@PdCu@Fe^{III}-MOF-5. Phosphotungstic acid (PTA) encapsulated in the pore structure of MOF-5 of PdCu@Fe^{III}-MOF-5 enhanced the acidity. The composite showed improved activity for the hydrodeoxygenation (HDO) of palmitic acid to hexadecane (Fig. 6). The HDO formation over PTA@PdCu@Fe^{III}-MOF-5 in a supercritical hexane fluid medium was considered ideal for converting palmitic acid to hexadecane with 99% selectivity.

MOF-5 as support provides exceptional properties compared to polymers (dendrimers, polyaniline), mesoporous solids (mesoporous silica, MCM-41, SBA-16), carbon polymorphs (carbon nanotubes, active carbon, graphene) and metal oxides (Al₂O₃, Fe₃O₄). In another study, MOF-5 was used to support grafting vibrant metal centres for a copper-free Sonogashira coupling reaction. Palladium supported on MOF-5 exhibited much higher catalytic activity than the other Pd containing

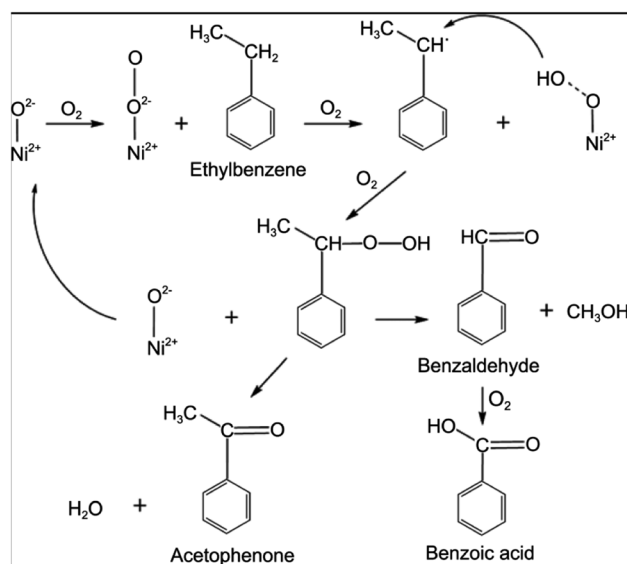


Fig. 5 The probable reaction mechanism for EB oxidation over Ni-MOF-5 catalysts (this figure has been adapted/reproduced from ref. 54 with permission from Wiley, copyright 2014).



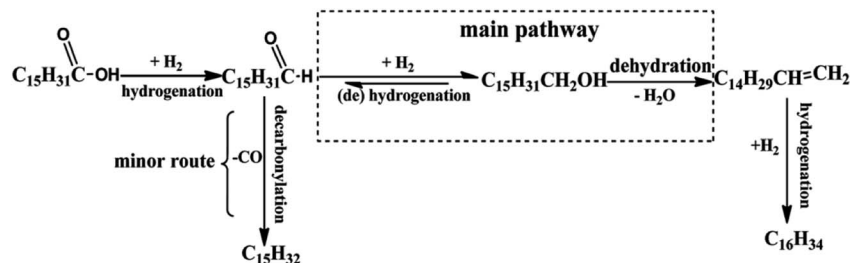


Fig. 6 Proposed hydrogenation process for palmitic acid over PTA@PdCu@Fe^{III}-MOF-5 (this figure has been adapted/reproduced from ref. 56 with permission from Royal Society of Chemistry, copyright 2017).

support catalysts, as the study reported by Gao *et al.*⁵⁷ It is well-known that Pd without stabilisation renders aggregates and loses catalytic activity. In this study, Pd particles were attached to the surface of MOF-5 instead of into the pores. As per the BET and TEM analysis, Pd nanoparticles size ranged from 3 to 6 nm, but the pore size of MOF-5 ranged between 1 to 2 nm. Thus Pd particles are too large to get into the internal structure of MOF-5. The efficacy of catalysts is distinguishable based on active metal centres' position on substrate molecules. Xiang *et al.*⁵⁸ have prepared Fe(III)/MOF-5(Ni) catalyst for the synthesis of catechol from phenol and hydrogen peroxide. In this study, the authors have added Ni(II) into the framework of MOF-5 and partially replaced the Zn(II) and formed the [Ni₄O(BDC)₃], which enhanced the hydrostability of the support. Further, Fe(III) loaded into MOF-5, and the resulting Fe(III)/MOF-5(Ni) increased the catalytic activity for the hydroxylation of phenol with hydrogen peroxide to catechol.

3. MOF-5 and its composites as photocatalysts in the degradation of pollutants

Population and environment have proved that interlinked subjects and changes in the population invariably impact the environment in many aspects. Many plastics, textiles, pesticides and cosmetics involve toxic substances in the preparation.⁵⁹⁻⁶¹ After their intended use, remnants and metabolites cause toxicity to the environment during the disposal process, even in low concentrations. Removing pollutants is of paramount importance for healthy environment management. Many metal oxides and other semiconducting materials have been explored as adsorbents to remove contaminants. MOFs are unique in this regard, like structure formation, activation, synthesis conditions, pore size, and crystal size, particularly interesting for photocatalysis compared to other counterparts.^{62,63} A few reports have described the role of MOF-5 in photocatalysed reactions.

Bismuth oxyhalide (BiOBr) is a visible-light absorbing semiconductor but exhibits limited photocatalytic degradation capability. Lack of effective separation of the photo-generated electrons and holes and deficient surface area for accessing more pollutant target molecules are probable reasons for the low performance of the photocatalytic activity. To alleviate these

problems, Yang *et al.*⁶⁴ have prepared MOF-5 *via* the electrochemical method using ionic liquid (IL = 1-butyl-3-methylimidazolium chloride) electrolyte instead of employing conventional solvents like *N,N*-dimethylformamide, water/ethanol mixtures or *N,N*-diethylformamide. IL induces the porous structure and renders high thermal stability and nonflammability, the desirable properties of the MOF-5 framework structure. BiOBr mixed with MOF-5 (IL) resulted in a composite, and BiOBr/MOF-5(IL) enhanced the photocatalytic capability of BiOBr in the degradation of methyl orange (MO). The degradation ratio, *i.e.* C/C_0 (C = current concentration and C_0 = initial concentration), improved to 87.9% when BiOBr was combined with MOF-5 (IL), but using MOF-5 or MOF-5 (IL) singularly, results were not alike. Hence, MOF-5 is a good platform for BiOBr to exhibit enhanced degradation. MOF-5 (IL) increases the accessible surface area and contact capacity of MO molecules with adsorbent. In another study, Khanjani *et al.*⁶⁵ investigated the removal of congo red (CR) from contaminated water with MOF-5. They synthesised MOF-5 on silk fibre by layer-by-layer deposition (Fig. 7). The deposition of MOF-5 on

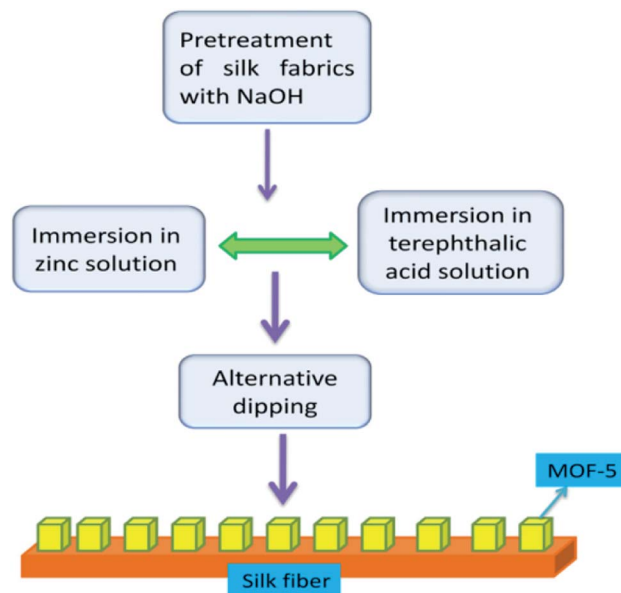


Fig. 7 The layer-by-layer deposition of MOF-5 on silk fibre (this figure has been adapted/reproduced from ref. 65 with permission from Elsevier, copyright 2014).



the silk surface showed a high adsorption capacity. MOF-5 with silk fibres opens a vista for various applications, particularly wastewater pollution remediation. The surface area and porosity of MOF-5 have been enhanced with deposition on silk fibre, enhancing photocatalytic activity on successfully removing cargo-red from effluents. The aspartic acid, glutamic acid, and hydroxyl groups present on the silk yarn surface facilitated the facile coatings of MOF-5 on silk fibres.

Chlorination and ozonation processes can sometimes generate harmful by-products during water treatment. Inexpensive and effective methods are required to inactivate various waterborne pathogens like viruses, fungi, protozoa, cysts, bacteria and algae. Thakare *et al.*⁶⁶ anchored silver nanoparticles on MOF-5 (Ag@MOF-5) and used the material as a representative biological material for the *E. Coli* bacteria's disinfection. Silver nanoparticles are known to possess disinfecting properties. Their incorporation with MOF-5 dramatically enhanced the disinfection properties in the presence of light. The study revealed that oxygen radicals, particularly hydroxyl species, play a vital role in the disinfection of *E. Coli*. Photocatalytic stability of Ag@MOF-5 was active up to seven cycles in the presence of light. At the same time, it showed stable activity up to four times in the absence of light, and then disinfection activity was diminished. Zhen *et al.*⁶⁷ and Thakare *et al.*⁶⁸ modified the basic structure of MOF-5 with small-sized Ni particles and used it for hydrogen generation and in developing visible light active photocatalyst, respectively, as shown in Fig. 8.

Thakare *et al.*,⁶⁹ another study has identified the exceptional advantages of MOFs, particularly the MOF-5 in catalysis science. Its Zn₄O semiconductor clusters act as light-absorbing antennae and stimulate applications in visible-light photocatalysis. Photocatalysis under visible light is valued as it is inexpensive. TiO₂ like substances are promising photocatalysts active under ultraviolet light and are less sensitive to the visible spectrum. To prepare a visible light-sensitive photocatalyst, 8-hydroxyquinoline (HOQ) interacted with MOF-5 to synthesise

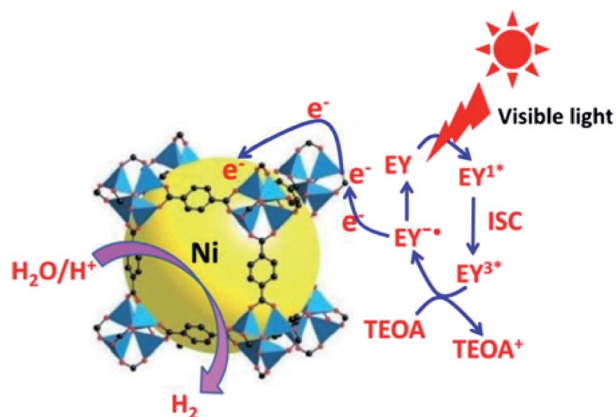


Fig. 8 Photocatalytic pathway for H₂ evolution over the EY sensitized Ni@MOF-5 with TEOA under visible light irradiation, EY = Eosin Y (this figure has been adapted/reproduced from ref. 67 with permission from Elsevier, copyright 2016).

the HOQ@MOF-5 compound. Phenol degradation using the MOF-5 and composite showed that postmodification of MOF-5 enhances its photocatalytic activity. Its robustness is another crucial aspect of practical applications. HOQ@MOF-5 delivers the almost identical photocatalytic efficiency for up to five cycles and can be ideal as a regenerated catalyst. Chen *et al.*⁷⁰ have developed a 2D photocatalytic system, namely BiOBr/GO/MOF-5. BiOBr is a potential photocatalytic semiconductor but needs modification for improved activity. Interfacial compatibility of graphene and unique characteristics of MOF-5 combined with BiOBr improves photocatalytic performance. MOF-5 has provided a high surface area for BiOBr for good scattering, while graphene, because of its good electron mobility, separation of photo-generated electron-hole pairs occurred effectively. Recycled runs up to four times without diminishing photocatalytic activity demonstrate the renewable performance of the MOF-5 composite catalyst. A pharmaceutical product, tetracycline (TC), is usually utilised to treat anthrax, pneumonia, and cholera. The high amounts of expired TC and other antibiotics in waterways are environmental concerns. As per Seyed *et al.*,⁷¹ TC is effectively removable with MOF-5 as an adsorbent. The operating variables like pH, temperature, initial concentration of TC and adsorbent dosage influenced the adsorption efficiency of MOF-5.

4. MOF-5 and its composites as adsorbents for gas uptake

The previous section discussed the effectiveness and environment-friendly nature of MOF-5 composites in eliminating pollutants like pesticides, pharmaceuticals, organic dyes, and pigments from water. However, another vital issue related to environmental sustainability is minimising fossil fuels and finding alternate fuels. Emissions of oxides of carbon, nitrogen, and sulphur are related to global warming and reflect on human health and the eco-system.⁷²⁻⁷⁴ Hydrogen is eco-friendly fuel and has a tremendous energy density than gasoline, but the major obstacle is the lack of appropriate storage. According to US DOE (US Department of Energy), the onboard efficiency, *i.e.* energy efficiency for delivering hydrogen from the fuel cell's storage compartment, will be 90% by 2025. Besides energy efficiency, hydrogen storage's gravimetric and volumetric capacity has not been achieved by any material as per the DOE targets. Extensive research and investigations are in progress to derive superior methodologies for hydrogen storage. MOF-5 and its composites are on the front line of designing and constructing appropriate storage devices.^{75,76} As in Fig. 9, MOF-5 and its family demonstrate the advances in adsorptive gas separation, storage and removal.

Most recent studies revealed that MOF-5 are non-interpenetrated and have relatively lower storage capacity than interpenetrated MOFs at 77 K under 1 bar pressure. The interpenetrated structure improves the performance of MOF-5 to a certain extent. Nevertheless, the complex environment of MOF-5 for the storage or adsorption of hydrogen and ambient moisture instability is a crucial challenge for the broader



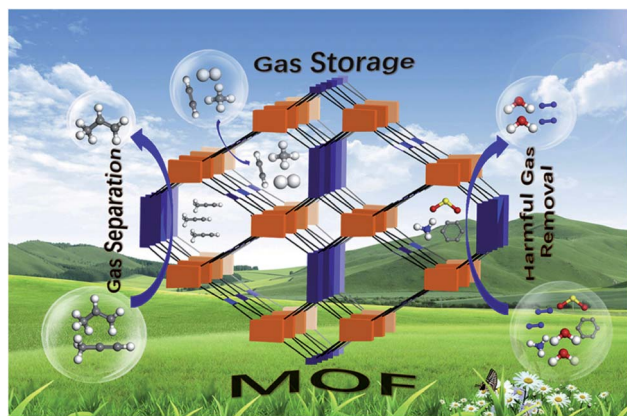


Fig. 9 Applications of metal–organic frameworks for green energy and the environment (this figure has been adapted/reproduced from ref. 76 with permission from Elsevier, copyright 2018).

application of these materials.^{77,78} In this perspective, the hybrid composites (MOFMC) made by integrating MWCNTs treated with acid into MOF-5 demonstrated larger surface areas, enhanced sorption capacities, and enhanced ambient moisture stability. Compared to MOF-5, the hydrogen adsorption isotherms of the interpenetrated hybrid composites (MOFMC) under 1 bar pressure at 77 K showed a higher efficiency. Heng *et al.*⁷⁹ reported that interpenetrated hybrid materials (integrated-MOFMC-mesopore) sorption capacities were greater than MOF-5 and reached 2.02 wt% under 1 bar pressure at 77 K temperatures. Yang *et al.*⁸⁰ conducted similar studies with conventional hybrid materials (MOFMC) and reported 1.52 wt% at the same experimental conditions. It is generally known that interpenetrated MOFs have higher sorption capacity than non-interpenetrated MOFs.^{81,82}

Saha *et al.*⁸³ reported the adsorption isotherms of crystals obtained from DMF and DEF to store hydrogen at 77 K, 194.5 K, and 298 K, respectively. The uptake capacities of hydrogen for the crystals obtained from DMF and DEF at 1.05 bar pressure and 77 K are 1.2 wt% and 0.7 wt%. The uptake measurements of crystals derived from the DMF are higher than DEF at the remaining temperatures, suggesting that crystals obtained from the DMF have a more remarkable storage ability. The hydrogen uptake capacities on the materials obtained from the DMF-doped with MOF are lesser than MOF-5.⁸⁴ By “physical mixture of the catalyst with MOF-5” and “bridging” (interlinking of MOF-5/catalyst with bridges of carbon), new composites are created. The doped MOF-5, more or less, showed similar hydrogen capacities compared to pristine MOF-5. Thus, the doping of catalysts with MOF-5 did not affect hydrogen enhancement. These composites were related to the surface areas and the hydrogen adsorption isotherms for physisorption. However, they did not show any features related to the spillover effect. Due to the simple synthesis and high stability, the MOF-5s have been more investigated materials among the MOFs.^{85–88} Further, Li *et al.* have reported that in the bridging method, adsorption of hydrogen increases up to 4 wt% for the materials like

“IRMOF-8” or 3 wt% for “MOF-5” under similar experimental conditions.⁸⁹

In another study by Liu *et al.*, MOF-5 showed 4.5 wt% hydrogen storage at 77 K for 1 bar pressure and 1 wt% at laboratory conditions for 20 bar pressure.⁹⁰ Rowsell *et al.* have reported hydrogen sorption capacities of MOF-5 are 1.32 wt% at 77 K and 1 bar pressure.⁹¹ Panella *et al.*⁹² have reported that hydrogen storage capacities of MOF-5 can range 1.6 wt% at the same pressure and temperatures. However, the adsorption capacities of MOF-5 are deficient at the laboratory temperatures, which is less than 0.2 wt% at 67 bar pressure. In his other study, Panella *et al.*⁹³ showed that saturation levels of MOF-5 at 77 K over 80 bar pressure for the hydrogen is 5.1 wt% as the combination of MOF-5 is a single crystal. Also, the energy storage by MOF-5 is different, as the different approaches are available for the synthesis. Jinping *et al.*⁹⁴ depict the hydrogen adsorption capacities of MOF-5 materials by three different methods. The adsorption capacities of MOF-5 are 2.63 wt% (slow diffusion), 3.2 wt% (direct mixing), and 3.6 wt% (solvothermal) at 77 K and 1.7 MPa. MOF prepared by the solvothermal process is superior to other methods. The results demonstrate the sample’s pore size and areas directly impacting the hydrogen adsorption capacities. Xue *et al.*⁹⁵ developed microporous MOFs (triply interpenetrated) with robust characteristics. These materials yielded a 1.28 wt% hydrogen uptake capacity under 1 bar pressure at $-196\text{ }^{\circ}\text{C}$; thus, about 96% of the overall pore volume was occupied by hydrogen (liquid). Sumida *et al.*⁹⁶ developed a solid MOF with iron consisting of open sites (Fe^{2+}) and obtained a weight percentage of 2.3 at 1 bar pressure over $-196\text{ }^{\circ}\text{C}$ with adsorption in the heat of nearly 11.9 kJ mol^{-1} . Seung *et al.*⁹⁷ reported that MOFs doped with P-, C-, I- and N- showed the hydrogen adsorption capacities of 1.2 wt%, 1.3 wt%, and 1.7 wt%, and 2 wt%, respectively. Even though P-MOF and C-MOF’s pore characteristics are analogous, the uptake of hydrogen by P-MOF was greater than by C-MOF; but the uptake capacities of the MOFs reverse at 1 bar pressure. Based on the difference in the pore volumes, smaller than 1 nanometer, the authors justified the variations. Hydrogen storage capacities of the developed structures depend on the network’s pore size; the smaller the pore size, the lesser the ability for hydrogen adsorption; thus, facilities with a high pore larger than 1 nm will uptake more hydrogen even at low pressures. At 1 bar pressure, MOFs having a larger pore size than 1 nm influenced the uptake capacities of hydrogen; thus, C-MOF having a larger pore size exceeded the storage capacities of P-MOF.

Feng *et al.*, 2013 (ref. 98) have developed a MOF-5 (interpenetrated) with TEA with high mesoporosity. The study revealed that these materials stored 1.86 wt% of hydrogen under 1 atm at 77 K, more elevated than MOF-5 (interpenetrated) under the same condition. The interpenetrated mesopore and intercrystalline structure of MOF-5 enable hydrogen sorption at even lower pressures. A 1.86 wt% hydrogen adsorption was attained at 1 atm pressure and 77 K, higher than with MOF-5 (interpenetrated) under similar conditions with or without mesopores.^{99,100} Mesopores and macropores of the MOF-5 might be disadvantageous to the



sorption. There is no attraction between pore surfaces and molecules of hydrogen near the pore centre; however, the uptake capacities by MOF-5 reached a wt% of 1.86. The results reveal that due to the strong physisorption by unsaturated metal sites, even at low-pressure, intercrystalline mesopores of MOF-5 help the hydrogen uptake.¹⁰¹ Thus, hydrogen uptake can be enhanced by the interpenetrated MOFs at low pressures. Therefore, MOF-5 prepared at low pressures, the mesopores with intercrystalline and interpenetration might increase hydrogen sorption.

Kim *et al.*, in another study, developed a composite MOF (C.B./Pt/MOF-5); these are coated with the Zn₄O (benzene dicarboxylate)₃ and carbon black (hydrophobic microporous).¹⁰² The newly created composite uptake capacities reached 0.62%. The pristine MOF is only 0.44%. Thus, it is evident that the composite showed superiority over new MOF by 42% and showed excellent hydrophobicity at room temperatures. The results indicate that MOF-5 synthesised using platinum nanoparticles and carbon black enhanced hydrogen storage capacities and hydro-stability. For instance, MOF-5 prepared with a zinc cluster unified by the BDC (1,4-carboxylate) showed a sorption capacity of wt% of 1.25 at 77 K and wt% of 0.4 over room temperatures.

Hydrophobic materials are valuable to improve the hydro-stability of MOFs. For instance, Yang *et al.*, 2011 used “methyl groups” (hydrophobic) on moieties of BDC to enhance stability.¹⁰³ Yang *et al.* have developed a MOF-5 composite with hydrophobic carbon nanotubes.¹⁰⁴ Nguyen *et al.*¹⁰⁵ have developed ambient moisture resilience MOF by modifying MOFs after post-synthesis. The present technique is useable for the MOFs, which do not require pre-functionalisation. The MOF-5 showed an uptake of wt% 0.44, which is similar to the reports of MOF-5.^{106–108} The MOF-5 loaded with platinum achieved the highest sorption capacities as they are smaller in size and produced higher dispersion of metal (Pt) nanoparticles and resulting in the development of “Pt-hydride” during the spillover mechanism.^{109–111} Seung *et al.*¹¹² have reported the synthesis techniques and preparation process of a hybrid composite Pt-loaded MWCNTs@MOF-5 [Zn₄O(benzene-1,4-dicarboxylate)₃] loaded with the platinum nanoparticles, and these materials enhanced the uptake capacities at laboratory temperatures. The composite has shown uptake of 1.25 wt% at ambient temperature over 100 bar pressure and 1.89 wt% at 1 bar pressure at cryogenic temperatures. The hybrid material showed a significant increase in hydrogen uptake compared to pristine MOF-5s and MWCNTs loaded with Pt. Compared to the earlier studies, the MOF-5 exhibited a higher uptake wt% of 1.2 and MWCNTs with 0.21 wt%. The uptake capacities of hydrogen with Pt-MWCNTs at 77 K were similar to the MWCNTs. Notably, Pt-MOFMCs adsorbed more hydrogen, *i.e.*, 1.89 wt%, than the other samples. Earlier reports on MOF-5 show that uptake capacities of hydrogen at 77 K and 1 bar pressure are between 1.2 to 1.3 wt% with a surface area of 1000 m² g⁻¹, indicating a spillover of hydrogen. At ambient temperature, the increase in hydrogen uptake by Pt-MOFMCs is higher than the literature reports available on the spillover mechanism. The uptake of hydrogen at 100 bar pressure by MWCNTs

at 298 K is 0.20 wt%, and by MOF-5 is 0.3 wt%, which is higher than the literature data. The uptake capacities of Pt-MWCNTs (0.55 wt%) are three folds more elevated than those of pristine MWCNTs (0.2 wt%). The results revealed that in the hybrid composites (Pt-MWCNTs), the substrates and MWCNTs act as primary-spillover-receptors.^{113,114} Pt-MOFMC, which incorporates platinum multi-walled carbon nanotubes with MOF-5, has enhanced uptake capacities 4.2 times greater than MOF-5 and 2.3 times greater than Pt-MWCNTs. The secondary receptors for hydrogen uptake have not exceeded twice as the primary.^{115,116} Thus, Pt-MOFMC uptake is 2.3 times higher than Pt-MWCNT due to MOF-5 and secondary receptor porosity.

To enhance the sorption capacities of the carbon dioxide, the MOFs are incorporated with the CNTs and found that CNT doped copper BTC (CNT@Cu₃(btc)₂) at 298 K adsorbed 595 mg g⁻¹ with 18 bar pressure compared with copper BTC alone, which is 295 mg g⁻¹.¹¹⁷ In contrast, the porous carbon-based materials' uptake capacities are 164 mg g⁻¹ at a pressure of 1 bar, and at 30 bar pressure, it is 1045 mg g⁻¹.¹¹⁸ MOF-5@Zn₄-O(BDC)₃ and polypropylene itaconate (PI) based novel hybrid material was prepared and characterised. The effect of increasing the weight percentage of MOF-5 to Pion on the morphology and stabilities was investigated. The increased concentration of MOF-5 in the PI structure reduced carbon dioxide adsorption capacities. The carbon dioxide uptake was high by adding MOF-5 to PI with concentrations between 1–20 wt%. However, the further increase in MOF-5 concentration beyond 40 wt% was of no use in the uptake capacities and was found to be only 65 wt%. Nevertheless, incorporating the MOF-5 into the PI decreased the composites' thermal stability more than individual compounds. The addition of MOF-5 (20 wt%) altered the film texture from smooth to coarser and denser.¹¹⁹

Testing PI for the adsorption through titration revealed that PI film alone could not adsorb the carbon dioxide. The increase in the concentration of MOF-5 to the PI enabled the film to adsorb the carbon dioxide. The incorporation of MOF-5 enhanced the composites' porosity formation and enabled the composites films (MOF-5@PI) to capture the carbon dioxide more efficiently. Vitillo *et al.* conducted similar studies on the magnesium-based MOF-5 for carbon dioxide uptake capacities¹²⁰ and reported similar results.

Xing and Ma stated that the inter bonding of hydrogen to nitrogen (N–H···O and O–H···O) of nitrogen species enhanced the sorption capacities for carbon dioxide uptake.^{121,122} The porous carbon materials (MUCTS) with various functionalised groups and pore sizes adsorbed the carbon dioxide at 1 bar pressure in the range of 2.2 to 2.44 wt% and 3.3 to 3.7 wt% at temperatures 0° and 25 °C, respectively. However, linking with the other functionalised groups enhances carbon dioxide's sorption capacities for MUCTS. The low content of nitrogen and carboxyl groups negatively affects the absorption of carbon dioxide as the structure size does not affect the uptake. These studies revealed that the carbon dioxide uptake capacities mainly depend on the surface areas, nitrogen and carboxyl groups. Further, decreasing the temperatures from 25° to 0 °C enhanced the uptake capacities at 1 bar pressure.¹²³



Besides gas separation and storage, the MOFs have applications in supercapacitors and high energy density rechargeable batteries. The mentioned characteristics of MOFs, *viz.* high surface area, appropriate functional linkers and irreplaceable morphology *etc.*, make MOFs and their composites excellent candidates for electrochemical energy storage devices. Lithium-ion batteries (LIBs) and sodium-ion batteries (SIBs) are the most imperatively explored electrochemical storage devices among supercapacitors^{124,125}. MOFs are the hot-spot research area in designing and constructing substantial electrode materials. MOF-5, in this scenario, successfully enhance the electrical conductivity nature and accelerate the performance of batteries in both the charging and discharging process. Zhang *et al.*¹²⁶ have prepared mesoporous carbon material (Meso-C) using MOF-5 as the precursor. Meso-C showed excellent electrical conductivity with a high specific surface area and large pore volume. Meso-C@Se hybrid materials delivered discharge capacity up to 641 mA h g⁻¹ and reversible capacity of about 306 mA h g⁻¹ at a current density of 0.5C in the case of Li-Se batteries.

5. MOF-5 and its composites in sensing applications

The multifaceted structural MOFs display a wide range of luminescent properties. Conventionally organic and inorganic luminescent materials have been comprehensively studied and recognised for their properties in lighting, sensing, display and optical instrumentation.^{127,128} Inorganic luminescent materials *viz.* BaMgAl₁₀O₁₇: Eu²⁺ (blue) and GdMgB₅O₁₀: Ce³⁺, Tb³⁺ (green), have been utilised as luminescent lamps. The high colour purity of rare-earth ions is the unique feature of these materials. Organic luminescent materials have been developed with applications in organic light-emitting diodes (OLEDs).^{129,130} Inorganic and organic MOFs enhance multifunctional luminescence activity as both units generate luminescence. Intermolecular interactions among organic moieties of linkers alone are weaker than those existing between metal ions (act as Lewis acids) and the organic linkers (act as Lewis bases) of MOFs, which raise the development of solid-state luminescent property of materials.^{131,132} Different guest molecules get absorbed into permanent pores of MOF materials leading to induced luminescence property by shifting wavelength. Development of MOFs with luminescence property helps design various sensing devices with detection capacity of many physical parameters like pressure, temperature, light, *etc.*¹³³⁻¹³⁵ Based on reported studies, luminescence in MOFs arises in different ways.

As shown in Fig. 10, along with metal and ligand, there is scope for the charge transfer from metal to the ligand and *vice versa* in MLCT and LMCT mechanisms, respectively. Furthermore, in some cases, guest molecules in MOFs also exhibit luminescence. Another added advantage of MOFs is their multifunctional behaviour. After their intended use, the substrate that causes luminescence can be used for other functionalities like magnetism, catalysis *etc.*¹³⁶⁻¹³⁸

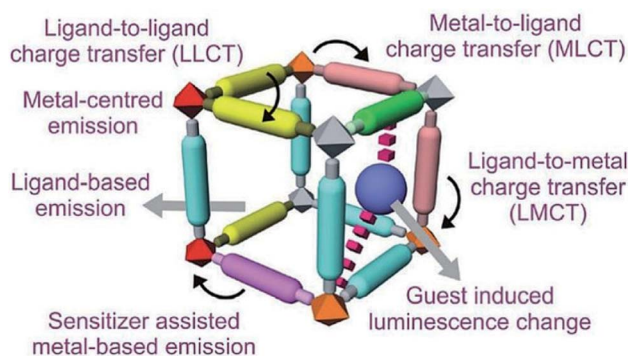


Fig. 10 Different pathways of luminescent functionality of MOFs (this figure has been adapted/reproduced from ref. 135 with permission from the Royal Society of Chemistry, copyright 2017).

Detection of carcinogenic substances is paramount, even in low concentrations. Bulky analytical instruments such as high-performance liquid chromatography (HPLC), gas chromatography-mass spectrometer (GC-MS) and thin-layer chromatography (TLC) are generally employed to detect and analyse the volatile organic compounds (VOCs). The disadvantages are laborious tasks, time-consuming and expensive instrumentation. Chemical sensors are alternative to the drawbacks. Chemical sensors are low cost, small volume and easy to use materials to detect VOCs low concentrations.^{139,140} MOF-5, in this scenario, play a prominent role in the designing of sensors.

Cobalt(II) doped MOF-5 nanocrystals have been successfully generated using the solvothermal method to control the size and morphology. Cobalt doped MOF-5 structure remains consistent with removing temporary molecules and showing different colours by accommodating other solvent molecules in its matrix. These substances can act as solvatochromic sensing materials to identify additional solvent molecules.^{141,142}

The solvatochromic performance of Co(II)-doped MOF-5 was still present even with 7.4% cobalt content in the framework. Even bulk cobalt(II) doped MOF sensed the solvent molecules with low speed in 25 min, attributed to high surface area and size, affecting DMF molecules' exchange rate. The detection and recognition of small molecules are independent of Co(II) crystal morphology-doped MOF-5. The sensing capacity is through Co(II) coordination change, *i.e.* from octahedral to a tetrahedral structure by exchanging solvent molecules. Another reason for various colours with solvent molecules' exchanges is the energy differences in d-d transitions in the visible region.¹⁴³

In another study, CH₃NH₃PbBr₃ perovskite quantum dots were introduced to the MOF-5 structure and prepared CH₃NH₃PbBr₃@MOF-5 composites. Encapsulating CH₃NH₃PbBr₃ in MOF-5 generates excellent sensing properties. The CH₃NH₃PbBr₃@MOF-5 composite material has high thermal stability, water resistance, and flexibility compared to quantum dots. The role of metal ions on the fluorescent emission and intensity was evaluated. 4 mg of CH₃NH₃PbBr₃@MOF-5 was added to 2 mL each of various aqueous solutions consisting of 1–10 M of M(NO₃)_x (M = represents metal) subjected to 3 min



sonication for uniform dispersion. The suspension's fluorescence properties depended on the type of metal ions, and sensing properties relied on the selectivity of metal ions. Aluminium, bismuth, cobalt, copper and iron ions quenched the composite's fluorescence.

Nevertheless, the aqueous solution enhanced its fluorescence intensity when the composite dispersed. The interactions of Cd^{2+} with coordinated solvent molecules and organic ligands have strengthened composite stability and thereby obtained the enhanced fluorescence intensity.¹⁴⁴ This kind of MOF-5 composites advantages for developing fluorescence probes to detect various metal ions.

Abhishek *et al.*¹⁴⁵ have prepared Ni-doped MOF-5 to detect NO_2 gas. Doping with different metal ions can overcome the singular MOFs' limitations as chemical sensors and sensor devices. MOF-5 is sensitive to atmospheric conditions due to its weak metal–oxygen coordination bond and high porosity. When water molecules in the atmosphere hit the MOF-5 structure, it makes a structural change from one phase to another, eventually leading to the structure's collapse. ZnO_4 tetrahedron moiety in the MOF-5 is the most vulnerable part for the deformation in MOF-5. Researchers have used transition metals like Ni^{2+} as substituents in the MOF matrix to circumvent this problem. Ni doping into MOF-5 at different concentrations improved its porosity, enhancing the sensing applications. NO_2 -effectively detected through the adsorption mechanism of MOF-5 is beneficial for designing a chemical sensing device.

Pawan Kumar *et al.*¹⁴⁶ have utilised the chemical sensing behaviour of MOF-5 in detecting organophosphate pesticides (OPs), which contain nitro groups. Authors have tested methyl parathion, parathion, paraoxon and fenitrothion OPs to establish MOF-5 sensing detection capability. OPs are fungicides, herbicides, and insecticide chemicals that are highly toxic and harmful to health. Sensing of OPs is essential for the detoxification process. Detection of OPs with chromatographic techniques is burdensome, demanding expensive set-ups and a skilled workforce limiting their applicability.¹⁴⁷ Luminescent MOF-5 is envisaged as a useful compound for the chemosensing of OPs. The authors have incubated MOF-5 with OPs and examined the fluorescence intensity. The electrostatic interactions between electron-withdrawing $-\text{NO}_2$ and MOF-5 have led to a change in the emission intensity. Photoluminescence signal quenching was observed upon the interaction of MOF-5 with OPs solutions. In this study, the concentration of OPs examined in the range of 5–600 ppb and a detection limit of 5 ppb is achievable using the proposed method. This study investigated pesticides detection through quantitative enrichment. In another study, Fengming *et al.*¹⁴⁸ synthesised hydrostable ZnO/MOF-5 composite with enhanced optical properties. MOF-5 is an ideal material for investigating the optical properties of MOF-semiconductor composites. ZnO is a promising semiconductor material with valuable functionalities in the design of optics and photovoltaic devices. ZnO/MOF-5 hybrid in this study has become proven material as it exhibited an enhanced photoluminescence quantum yield of 3.30% compared to bare MOF-5 (0.80%).

A few new luminescent materials co-doping $\text{Eu}(\text{III})$ and $\text{Tb}(\text{III})$ in MOF-5 have been reported. The structure and characteristics of MOF-5 remained unaltered with doping of $\text{Eu}(\text{III})$ and $\text{Tb}(\text{III})$. The lanthanide-based MOFs exhibited excellent luminescent properties and are advantageous in light-emitting devices. The luminescence property of lanthanide MOFs generally accrued from trivalent lanthanide ions and organic ligands.^{149,150} Doping of different lanthanide ions in MOF-5 improves sensing efficacy. Chao *et al.*¹⁵¹ have modified MOF-5 with Eu and Tb's dopant elements. The photoluminescence study revealed the compound's potential as a probable probe for sensing temperature at a higher range from 303 to 473 K.

6. Conclusions

Designing and manufacturing MOFs and composites at low cost, high purity, and proper implementation scale improved practical technologies. MOF-5 is one of its kinds in the MOF family, and its combination with other materials has shown prowess as a new structural material with many potential applications. MOF-5 and its composites alleviate leaching, a significant problem with many catalysts. MOF-5 composites proved superior reusable catalysts in the C–C bond formation and other organic transformations with excellent conversion and selectivity. In photocatalysis, MOF-5 composites offer exciting opportunities to remove pollutants. MOF-5, when combined with silk fibre like entities, enhance the adsorption capacity in wastewater treatment.

On the other hand, MOF-5 composites highlight the need for careful selection to hydrogen adsorption enhancement to adopt green fuel methodologies in the automobile industry. In most cases, H_2 uptake capacity improved in ambient conditions when MOF-5 or modified MOF-5 was used as an adsorbent. The luminescent behaviour of MOF-5 and its allied materials proved capable of detecting contaminants or harmful gases at low concentrations. Despite significant developments in various fields with MOF-5, the problems persist, still with greater scope better functionalities. Modification and development are continuous processes to address challenges like moisture sensitivity, lack of mechanical resilience, and high throughput rates and improve the inherent properties to generate efficient materials with innovative applications.

Conflicts of interest

There are no conflicts to declare.

Acknowledgements

The authors thank the University of KwaZulu-Natal, South Africa, for the financial assistance and research facilities.

References

- 1 A. E. Thorarinsdottir and T. David Harris, Metal–Organic Framework Magnets, *Chem. Rev.*, 2020, **120**, 8716–8789.



- 2 P. Silva, S. M. F. Vilela, J. P. C. Tome and F. A. Almeida Paz, Multifunctional metal–organic frameworks: from academia to industrial applications, *Chem. Soc. Rev.*, 2015, **44**, 6774–6803.
- 3 M. S. Biseric, B. Marjonovic, B. A. Zasońska, S. Stojadinovic and G. C. Marjanovic, Novel microporous composites of MOF-5 and polyaniline with high specific surface area, *Synth. Met.*, 2020, **262**, 116348.
- 4 M. L. Hu, S. A. A. Razavi, M. Piroozzadeh and A. Morsali, Sensing organic analytes by metal–organic frameworks: a new way of considering the topic, *Inorg. Chem. Front.*, 2020, **7**, 1598–1632.
- 5 M. L. Hu, M. Joharian, S. A. A. Razavi, A. Morsali, D. Z. Wu, A. A. Tehrani, J. Wang, P. C. Junk and Z. F. Guo, Phenolic nitroaromatics detection by fluorinated metal–organic frameworks: Barrier elimination for selective sensing of specific group of nitroaromatics, *J. Hazard. Mater.*, 2021, **406**, 124501.
- 6 L. Zhang, H. B. Wu and X. W. Lou, Metal–organic-frameworks-derived general formation of hollow structures with high complexity, *J. Am. Chem. Soc.*, 2013, **135**, 10664–10672.
- 7 J.-R. Li, J. Sculley and H.-C. Zhou, Metal–Organic Frameworks for Separations, *Chem. Rev.*, 2012, **112**, 869–932.
- 8 L. E. Kreno, K. Leong, O. K. Farha, M. Allendorf, R. P. Van Duyne and J. T. Hupp, Metal–Organic Framework Materials as Chemical Sensors, *Chem. Rev.*, 2012, **112**, 1105–1125.
- 9 A. A. Talin, A. Centrone, A. C. Ford, M. E. Foster, V. Stavila, P. Haney, R. A. Kinney, V. Szalai, F. El Gabaly, H. P. Yoon, *et al.*, Tunable Electrical Conductivity in Metal–Organic Framework Thin-Film Devices, *Science*, 2014, **343**, 66–69.
- 10 X. Feng, X. L. Ling, L. Liu, H. L. Song, L. Y. Wang, S. W. Ng and B. Y. Su, A series of 3D lanthanide frameworks constructed from aromatic multi-carboxylate ligand: Structural diversity, luminescence and magnetic properties, *Dalton Trans.*, 2013, **42**, 10292–10303.
- 11 X. Feng, C. Xu, Z. Q. Wang, S. F. Tang, W. J. Fu, B. M. Ji and L. Y. Wang, Aerobic Oxidation of Alcohols and the Synthesis of Benzoxazoles Catalysed by a Cuprocupric Coordination Polymer (Cu+CP) Assisted by TEMPO, *Inorg. Chem.*, 2015, **54**, 2088–2090.
- 12 J. H. Qin, Y. D. Huang, Y. Zhao, X. G. Yang, F. F. Li, C. Wang and L. F. Ma, Highly Dense Packing of Chromophoric Linkers Achievable in a Pyrene-Based Metal–Organic Framework for Photoelectric Response, *Inorg. Chem.*, 2019, **58**, 15013–15016.
- 13 A. Dutta, Y. Pan, J. Q. Liu and A. Kumar, Multicomponent isorecticular metal–organic frameworks: Principles, current status and challenges, *Coord. Chem. Rev.*, 2021, **445**, 214074.
- 14 Y. P. He, Y. X. Tan and J. Zhang, Functional metal–organic frameworks constructed from triphenylamine-based polycarboxylate ligands, *Coord. Chem. Rev.*, 2020, **420**, 213354.
- 15 G. Maurin, C. Serre, A. Cooper and G. Férey, The new age of MOFs and of their porous-related solids, *Chem. Soc. Rev.*, 2017, **46**, 3104–3107.
- 16 W. Xuan, C. Zhu, Y. Liu and Y. Cui, Mesoporous metal–organic framework materials, *Chem. Soc. Rev.*, 2012, **41**, 1677–1695.
- 17 S. L. James, Metal–organic frameworks, *Chem. Soc. Rev.*, 2003, **32**, 276–288.
- 18 H. Furukawa, N. Ko, Y. B. Go, N. Aratani, S. B. Choi, E. Choi, A. Ö. Yazaydin, R. Q. Snurr, M. O’Keeffe, J. Kim and O. M. Yaghi, Ultrahigh porosity in metal–organic frameworks, *Science*, 2010, **329**, 424–428.
- 19 M. O’Keeffe and O. M. Yaghi, Deconstructing the crystal structures of metal–organic frameworks and related materials into their underlying nets, *Chem. Rev.*, 2012, **112**, 675–702.
- 20 D. Farrusseng, S. Aguado and C. Pinel, Metal–organic frameworks: opportunities for catalysis, *Angew. Chem., Int. Ed.*, 2009, **48**, 7502–7513.
- 21 A. Singh, A. K. Singh, J. Liu and A. Kumar, Syntheses, design strategies, and photocatalytic charge dynamics of metal–organic frameworks (MOFs): a catalysed photo-degradation approach towards organic dyes, *Catal. Sci. Technol.*, 2021, **11**, 3946–3989.
- 22 G. Tan, Y. Zhong, L. Yang, Y. Jiang, J. Liu and F. Ren, A multifunctional MOF-based nanohybrid as injectable implant platform for drug synergistic oral cancer therapy, *Chem. Eng. J.*, 2020, **390**, 124446.
- 23 L. Jiao, J. Y. RuSeow, W. ScottSkinner, Z. U. Wang and H.-L. Jiang, Metal–organic frameworks: Structures and functional applications, *Mater. Today*, 2019, **27**, 43–68.
- 24 J. Liang, Y.-B. Huang and R. Cao, Metal–organic frameworks and porous organic polymers for sustainable fixation of carbon dioxide into cyclic carbonates, *Coord. Chem. Rev.*, 2019, **378**, 32–65.
- 25 C. J. Doonan and C. J. Sumby, Metal–organic framework catalysis, *CrystEngComm*, 2017, **19**, 4044–4048.
- 26 K. Pawan, A. Bhaskar, T. Yiu Fai and K. Ki-Hyun, Sadhika Khullar., BoWang. Regeneration, degradation, and toxicity effect of MOFs: Opportunities and challenges, *Environ. Res.*, 2019, **176**, 108488.
- 27 K. K. Gangu, S. Maddila, S. B. Mukkamala and S. B. Jonnalagadda, A review on contemporary Metal–Organic Framework materials, *Inorg. Chim. Acta.*, 2016, **446**, 61–74.
- 28 S. J. Wang, M. A. Alavi, F. Z. Karizi, A. A. Tehrani, W. Yan, A. Morsali and L. Hu, A pillar-layered metal–organic framework based on pinwheel trinuclear zinc-carboxylate clusters; synthesis and characterisation, *Mater. Lett.*, 2021, **287**, 129261.
- 29 M. Aghajanloo, A. M. Rashidi and M. A. Moosavian, Synthesis of Zinc-Organic Frameworks Nano Adsorbent and their Application for Methane Adsorption, *J. Chem. Eng. Process Technol.*, 2014, **5**, 203.
- 30 C. Wang, G. Lin, J. L. Zhao, S. X. Wang and L. B. Zhang, Enhancing Au(III) adsorption capacity and selectivity via



- engineering MOF with mercapto-1,3,4-thiadiazole, *Chem. Eng. J.*, 2020, **388**, 124221.
- 31 H. Furukawa, K. E. Cordova, M. O'Keeffe and O. M. Yaghi, The chemistry and applications of metal-organic frameworks, *Science*, 2013, **341**, 1230444.
- 32 H. X. Deng, C. J. Doonan, H. Furukawa, R. B. Ferreira, J. Towne, C. B. Knobler, B. Wang and O. M. Yaghi, Multiple functional groups of varying ratios in metal-organic frameworks, *Science*, 2010, **327**, 846–850.
- 33 S. S. Chen, S. Mukherjee, B. E. G. Lucier, Y. Guo, Y. T. A. Wong, V. V. Terskikh, M. J. Zaworotko and Y. N. Huang, Cleaving carboxyls: understanding thermally triggered hierarchical pores in the metal-organic framework MIL-121, *J. Am. Chem. Soc.*, 2019, **141**, 14257–14271.
- 34 D. Zhao, D. J. Timmons, D. Q. Yuan and H. C. Zhou, Tuning the topology and functionality of metal-organic frameworks by ligand design, *Acc. Chem. Res.*, 2011, **44**, 123–133.
- 35 N. Stock and S. Biswas, Synthesis of Metal-Organic Frameworks (MOFs): Routes to Various MOF Topologies, Morphologies, and Composites, *Chem. Rev.*, 2012, **112**, 933–969.
- 36 J. Y. Lee, O. K. Farha, J. Roberts, K. A. Scheidt, S. T. Nguyen and J. T. Hupp, Metal-organic framework materials as catalysts, *Chem. Soc. Rev.*, 2009, **38**, 1450–1459.
- 37 Y. K. Hwang, D. Y. Hong, J. S. Chang, S. H. Jhung, Y. K. Seo, J. Kim, *et al.*, Amine Grafting on Coordinatively Unsaturated Metal Centers of MOFs: Consequences for Catalysis and Metal Encapsulation, *Angew. Chem. Int. Ed.*, 2008, **47**, 4144.
- 38 Z. Hu, Y. Peng, K. M. Tan and D. Zhao, Enhanced catalytic activity of a hierarchical porous metal-organic framework CuBTC, *CrystEngComm*, 2015, **17**, 7124–7129.
- 39 J. Liu, L. Chen, H. Cui, J. Zhang, L. Zhang and C.-Y. Su, Applications of metal-organic frameworks in heterogeneous supramolecular catalysis, *Chem. Soc. Rev.*, 2014, **43**, 6011–6061.
- 40 J. Song, Z. Zhang, S. Hu, T. Wu, T. Jiang and B. Han, MOF-5/*n*-Bu4NBr: an efficient catalyst system for the synthesis of cyclic carbonates from epoxides and CO₂ under mild conditions, *Green Chem.*, 2009, **11**, 1031–1036.
- 41 T. Sakai, Y. Tsutsumi and T. Ema, Highly active and robust organic-inorganic hybrid catalyst for the synthesis of cyclic carbonates from carbon dioxide and epoxides, *Green Chem.*, 2008, **10**, 337–341.
- 42 J. F. Kurisingal, Y. Rachuri, Y. Gu, Y. Choe and D.-W. Park, Multi-variate metal organic framework as efficient catalyst for the cycloaddition of CO₂ and epoxides in a gas-liquid-solid reactor, *Chem. Eng. J.*, 2020, **386**, 121700.
- 43 B. Xiang, L. Fu, Y. Li and Y. Liu, A New Fe(III)/MOF-5(Ni) Catalyst for Highly Selective Synthesis of Catechol from Phenol and Hydrogen Peroxide, *ChemistrySelect*, 2019, **4**, 1502–1509.
- 44 N. T. S. Phan, Ky K. A. Le and T. D. Phan, MOF-5 as an efficient heterogeneous catalyst for Friedel-Crafts alkylation reactions, *Appl. Catal., A*, 2010, **382**, 246–253.
- 45 J. Gascon, U. Aktay, M. D. Hernandez-Alonso, G. P. M. v. Klink and F. Kapteijn, Amino-based metal-organic frameworks as stable, highly active basic catalysts, *J. Catal.*, 2009, **261**, 75–87.
- 46 S. Neogi, M. K. Sharma and P. K. Bharadwaj, Knoevenagel condensation and cyanosilylation reactions catalysed by a MOF containing coordinatively unsaturated Zn(II) centers, *J. Mol. Catal. A*, 2009, **299**, 1–4.
- 47 T. V. Vu, H. Kosslick, A. Schulz, J. Harloff, E. Paetzold, H. Lund, U. Kragl, M. Schneider and G. Fulda, Influence of the textural properties of Rh/MOF-5 on the catalytic properties in the hydroformylation of olefins, *Microporous Mesoporous Mater.*, 2012, **154**, 100–106.
- 48 S. Opelt, S. Turk, E. Dietzsch, A. Henschel, S. Kaskel and E. Klemm, Preparation of palladium supported on MOF-5 and its use as hydrogenation catalyst, *Catal. Commun.*, 2008, **9**, 1286–1290.
- 49 H. Zhao, H. Song and L. Chou, Nickel nanoparticles supported on MOF-5: Synthesis and catalytic hydrogenation properties, *Inorg. Chem. Commun.*, 2012, **15**, 261–265.
- 50 M. Müller, S. Hermes, K. Kähler, M. W. E. van den Berg, M. Muhler and R. A. Fischer, Loading of MOF-5 with Cu and ZnO Nanoparticles by Gas-Phase Infiltration with Organometallic Precursors: Properties of Cu/ZnO@MOF-5 as Catalyst for Methanol Synthesis, *Chem. Mater.*, 2008, **20**, 4576–4587.
- 51 C. Guo, Y. Zhang, L. Zhang, Y. Zhang and J. Wang, 2-Methylimidazole-assisted synthesis of a two-dimensional MOF-5 catalyst with enhanced catalytic activity for the Knoevenagel condensation reaction, *CrystEngComm*, 2018, **20**, 5327–5331.
- 52 P. Song, L. Kang, H. Wang, R. Guo and R. Wang, Nitrogen (N), Phosphorus (P) Co-Doped Porous Carbon as Metal-Free Electrocatalyst for N₂ Reduction under Ambient Conditions, *ACS Appl. Mater. Interfaces*, 2019, **11**(13), 12408–12414.
- 53 J. S. Li, S.-Li Li, Yu-J. Tang, K. Li, L. Zhou, N. Kong, Ya-Q. Lan, J.-C. Bao and Z.-H. Dai, Heteroatoms ternary-doped porous carbons derived from MOFs as metal-free electrocatalysts for oxygen reduction reaction, *Sci. Rep.*, 2014, **4**, 5130.
- 54 M. M. Peng, Ung Jin Jeon, Mani Ganesh, Abidov Aziz, Rajangam Vinodh, Muthiahpillai Palanichamy, and Hyun Tae Jang, Oxidation of Ethylbenzene Using Nickel Oxide Supported Metal Organic Framework Catalyst, *Bull. Korean Chem. Soc.*, 2014, **35**, 3213–3218.
- 55 W. Kleist, M. Maciejewski and A. Baiker, MOF-5 based mixed-linker metal-organic frameworks: Synthesis, thermal stability and catalytic application, *Thermochim. Acta*, 2010, **499**, 71–78.
- 56 X. Fang, Y. Shi, K. Wu, J. Liang, Y. Wu and M. Yang, Upgrading of palmitic acid over MOF catalysts in supercritical fluid of n-hexane, *RSC Adv.*, 2017, **7**, 40581–40590.
- 57 S. Gao, N. Zhao, M. Shu and S. Che, Palladium nanoparticles supported on MOF-5: A highly active



- catalyst for a ligand- and copper-free Sonogashira coupling reaction, *Appl. Catal., A*, 2010, **388**, 196–201.
- 58 B. Xiang, L. Fu, Y. Li and Y. Liu, A New Fe(III)/MOF-5(Ni) Catalyst for Highly Selective Synthesis of Catechol from Phenol and Hydrogen Peroxide, *ChemistrySelect*, 2019, **4**, 1502–1509.
- 59 Z. Z. ChunyanDua, H. W. GuanlongYua, L. Z. HongChen, Y. S. YinZhang, L. Y. ShiyangTan and S. W. JiahaoSong, A review of metal organic framework (MOFs)-based materials for antibiotics removal via adsorption and photocatalysis, *Chemosphere*, 2021, **272**, 129501.
- 60 C. Racles, M. F. Zaltariov, M. Sillion, *et al.*, Photo-oxidative degradation of doxorubicin with siloxane MOFs by exposure to daylight, *Environ. Sci. Pollut. Res.*, 2019, **26**, 19684–19696.
- 61 P. A. K. Mohamed and M. E. Mahmoud, Encapsulation of starch hydrogel and doping nanomagnetite onto metal-organic frameworks for efficient removal of fluvastatin antibiotic from water, *Carbohydr. Polym.*, 2020, **245**, 116438.
- 62 P. Li, J. Li, X. Feng, *et al.*, Metal-organic frameworks with photocatalytic bactericidal activity for integrated air cleaning, *Nat. Commun.*, 2019, **10**, 2177.
- 63 G.-R. Xu, A. Zi-Han, K. Xu, Q. Liu, R. Das and H.-L. Zhao, Metal organic framework (MOF)-based micro/nanoscaled materials for heavy metal ions removal: The cutting-edge study on designs, synthesis, and applications, *Coord. Chem. Rev.*, 2021, **427**, 213554.
- 64 H. Yang, X. Liu, X.-l. Song, T.-lai Yang and Z.-hai Liang, Cai-me Fan, In situ electrochemical synthesis of MOF-5 and its application in improving photocatalytic activity of BiOBr, *Trans. Nonferrous Met. Soc. China*, 2015, **25**, 3987–3994.
- 65 S. Khanjani and M. Ali, Ultrasound-promoted coating of MOF-5 on silk fiber and study of adsorptive removal and recovery of hazardous anionic dye, *Ultrason. Sonochem.*, 2014, **21**, 1424–1429.
- 66 S. R. Thakare and S. M. Ramteke, Fast and regenerative photocatalyst material for the disinfection of E. Coli from water: Silver nano particle anchor on MOF-5, *Catal. Commun.*, 2017, **102**, 21–25.
- 67 W. Zhen, J. Ma and G. Lu, Small-sized Ni(1 1 1) particles in metal-organic frameworks with lowover-potential for visible photocatalytic hydrogen generation, *Appl. Catal. B Environ.*, 2016, **190**, 12–25.
- 68 S. R. Thakare and S. M. Ramteke, Post modification of MOF-5 using secondary complex formation using 8-hydroxyquinoline (HOQ) for the development of visible light active photocatalysts, *J. Phys. Chem. Solids*, 2018, **116**, 264–272.
- 69 S. R. Thakare, G. S. Gaikwad, N. T. Khati and A. V. Wankhade, Development of new, highly efficient and stable visible light active photocatalyst Ag₂ZrO₃ for methylene blue degradation, *Catal. Commun.*, 2015, **62**, 39–43.
- 70 Y. Chen, L. Jing, B. Y. Zhai and Y. N. Liang, Enhanced photocatalytic degradation of RhB by Two-dimensional composite photocatalyst, *Colloids Surf. A Physicochem. Eng. Asp.*, 2019, **568**, 429–435.
- 71 S. M. Mirsoleimani-azizi, P. Setoodeh, S. Zeinali and M. R. Rahimpour, Tetracycline antibiotic removal from aqueous solutions by MOF-5: Adsorption isotherm, kinetic and thermodynamic studies, *J. Chem. Environ. Eng.*, 2018, **6**, 6118–6130.
- 72 M. Paik Suh, H. Jeong Park, T. Kootteri Prasad and D.-W. Lim, Hydrogen Storage in Metal-Organic Frameworks, *Chem. Rev.*, 2012, **112**, 782–835.
- 73 D.-W. Lim and H. Kitagawa, Proton Transport in Metal-Organic Frameworks, *Chem. Rev.*, 2020, **120**, 8416–8467.
- 74 Y. Sun, L. Wang, W. A. Amer, *et al.*, Hydrogen Storage in Metal-Organic Frameworks, *J. Inorg. Organomet. Polym.*, 2013, **23**, 270–285.
- 75 A. Ahmed, S. Seth, J. Purewal, *et al.*, Exceptional hydrogen storage achieved by screening nearly half a million metal-organic frameworks, *Nat. Commun.*, 2019, **10**, 1568.
- 76 W. Bin, X. Lin-Hua, W. Xiaoqing, L. Xiao-Min, L. Jinping and L. Jian-Rong, Applications of metal-organic frameworks for green energy and environment: New advances in adsorptive gas separation, storage and removal, *Green Energy Environ.*, 2018, **3**, 191–228.
- 77 S. J. Yang, H. Jung, T. Kim, J. H. Im and C. R. Park, Effects of structural modifications on the hydrogen storage capacity of MOF-5, *Int. J. Hydrogen Energy*, 2012, **37**, 5777–5783.
- 78 S. J. Yang, J. Y. Choi, H. K. Chae, J. H. Cho, K. S. Nahm and C. R. Park, Preparation and enhanced hydrostability and hydrogen storage capacity of CNT@MOF-5 hybrid composite, *Chem. Mater.*, 2009, **21**, 1893–1897.
- 79 J. Heng, F. Yafei, C. Meng and W. Yuren, Synthesis and hydrogen-storage performance of interpenetrated MOF-5/MWCNTs hybrid composite with high mesoporosity, *Int. J. Hydrogen Energy*, 2013, **38**, 10950–10955.
- 80 S. J. Yang, J. Y. Choi, H. K. Chae, J. H. Cho, K. S. Nahm and C. R. Park, Preparation and enhanced hydrostability and hydrogen storage capacity of CNT@MOF-5 hybrid composite, *Chem. Mater.*, 2009, **21**, 1893–1897.
- 81 J. L. C. Rowsell and O. M. Yaghi, Strategies for hydrogen storage in metal-organic frameworks, *Angew. Chem., Int. Ed.*, 2005, **44**, 4670–4679.
- 82 L. J. Murray, M. Dincă and J. R. Long, Hydrogen storage in metal-organic frameworks, *Chem. Soc. Rev.*, 2009, **38**, 1294–1314.
- 83 D. Saha, J. Wei and S. Deng, Synthesis, characterisation and hydrogen adsorption in mixed crystals of MOF-5 and MOF-177, *Int. J. Hydrogen Energy*, 2009, **34**, 2670–2678.
- 84 D. Saha, J. Wei and S. Deng, Hydrogen adsorption equilibrium and kinetics metal-organic framework (MOF-5) synthesised with DEF approach, *Sep. Purif. Technol.*, 2009, **64**, 280–287.
- 85 H. Li, M. Eddaoudi, M. O'Keeffe and O. M. Yaghi, Design and synthesis of an exceptionally stable and highly porous metal-organic framework, *Nature*, 1999, **402**, 276–279.
- 86 J. Li, S. Cheng, Q. Zhao, P. Long and J. Dong, Synthesis and hydrogen-storage behavior of metal-organic framework MOF-5, *Int. J. Hydrogen Energy*, 2009, **34**, 1377.



- 87 B. Panella, M. Hirscher, H. Pütter and U. Müller, Hydrogen Adsorption in Metal–Organic Frameworks: Cu-MOFs and Zn-MOFs Compared, *Adv. Funct. Mater.*, 2006, **16**, 520.
- 88 C. Guo, Y. Zhang, L. Zhang, Y. Zhang and J. Wang, 2-Methylimidazole-assisted synthesis of a two-dimensional MOF-5 catalyst with enhanced catalytic activity for the Knoevenagel condensation reaction, *CrystEngComm*, 2018, **20**, 5327–5331.
- 89 Y. Li and R. T. Yang, Hydrogen Storage in Metal–Organic Frameworks by Bridged Hydrogen Spillover, *J. Am. Chem. Soc.*, 2006, **128**, 8136.
- 90 H. Li, M. Eddaoudi, M. O’Keeffe and O. M. Yaghi, Design and synthesis of an exceptionally stable and highly porous metal–organic framework, *Nature*, 1999, **402**, 276–279.
- 91 J. L. C. Rowsell, A. R. Milward, K. S. Park and O. M. Yaghi, Hydrogen sorption in functionalised metal–organic frameworks, *J. Am. Chem. Soc.*, 2004, **126**, 5666–5667.
- 92 B. Panella and M. Hirscher, Hydrogen physisorption in metal–organic porous crystals, *Adv. Mater.*, 2005, **17**, 538–541.
- 93 B. Panella, M. Hirscher, H. Pütter and U. Müller, Hydrogen adsorption in metal–organic frameworks: Cu-MOFs and Zn-MOFs compared, *Adv. Funct. Mater.*, 2006, **16**, 520–524.
- 94 L. Jinping, C. Shaojuan, Z. Qiang, L. Peipei and D. Jinxiang, Synthesis and hydrogen-storage behavior of metal–organic framework MOF-5, *Int. J. Hydrogen Energy*, 2009, **34**, 1377–1382.
- 95 M. Xue, S. Ma, Z. Jin, R. M. Schaffino, G.-S. Zhu, E. B. Lobkovsky, *et al.*, Robust metalorganic framework enforced by tripleframework interpenetration exhibiting high H₂ storage density, *Inorg. Chem.*, 2008, **47**, 6825–6828.
- 96 K. Sumida, S. Horike, S. S. Kaye, Z. R. Herm, W. L. Queen, C. M. Brown, *et al.*, Hydrogen storage and carbon dioxide capture in an iron-based sodalite-type metal–organic framework (Fe-BTT) discovered via high-throughput methods, *Chem. Sci.*, 2010, **1**, 184–191.
- 97 S. J. Yang, H. Jung, T. Kim, J. H. Im and C. R. Park, Effects of structural modifications on the hydrogen storage capacity of MOF-5. 1, *Int. J. Hydrogen Energy*, 2012, **37**, 5777–5783.
- 98 Y. Feng, H. Jiang, M. Chen and Y. Wang, Construction of an interpenetrated MOF-5 with high mesoporosity for hydrogen storage at low pressure, *Powder Technol.*, 2013, **249**, 38–42.
- 99 B. Chen, X. Wang, Q. Zhang, X. Xi, J. Cai, H. Qi, S. Shi, J. Wang, D. Yuan and M. Fang, Synthesis and characterisation of the interpenetrated MOF-5, *J. Mater. Chem.*, 2010, **20**, 3758–3767.
- 100 S. J. Yang, H. Jung, T. Kim, J. H. Im and C. R. Park, Effects of structural modifications on the hydrogen storage capacity of MOF-5, *Int. J. Hydrogen Energy*, 2012, **37**, 5777–5783.
- 101 Z. Xin, J. Bai, Y. Pan and M. J. Zaworotko, Synthesis and enhanced H₂ adsorption properties of a mesoporous nanocrystal of MOF-5: controlling nano-/mesostructures of MOFs to improve their H₂ heat of adsorption, *Chem. –Eur. J.*, 2010, **16**, 13049–13052.
- 102 J. Kim, S. Yeo, J.-D. Jeon and S.-Y. Kwak, Enhancement of hydrogen storage capacity and hydrostability of metal–organic frameworks (MOFs) with surface-loaded platinum nanoparticles and carbon black, *Microporous Mesoporous Mater.*, 2015, **202**, 8–15.
- 103 J. Yang, A. Grzech, F. M. Mulder and T. J. Dingemans, Methyl modified MOF-5: a water stable hydrogen material, *Chem. Commun.*, 2011, **47**, 5244–5246.
- 104 S. J. Yang, J. Y. Choi, H. K. Chae, J. H. Cho, K. S. Nahm and C. R. Park, Preparation and Enhanced Hydrostability and Hydrogen Storage Capacity of CNT@MOF-5 Hybrid Composite, *Chem. Mater.*, 2009, **21**, 1893–1897.
- 105 J. G. Nguyen and S. M. Cohen, Moisture-resistant and superhydrophobic metal–organic frameworks obtained via postsynthetic modification, *J. Am. Chem. Soc.*, 2010, **132**, 4560–4561.
- 106 S. Y. Lee and S.-J. Park, effect of platinum doping of activated carbon on hydrogen storage behaviors of metal–organic frameworks-5, *Int. J. Hydrogen Energy*, 2011, **36**, 8381–8387.
- 107 S. M. Luzan and A. V. Talyzin, Hydrogen adsorption in Pt catalyst/MOF-5 materials, *Microporous Mesoporous Mater.*, 2010, **135**, 201–205.
- 108 S. J. Yang, J. H. Cho, K. S. Nahm and C. R. Park, Enhanced hydrogen storage capacity of Pt-loaded CNT@MOF-5 hybrid composites, *Int. J. Hydrogen Energy*, 2010, **35**, 13062–13067.
- 109 L. Wang, N. R. Stuckert, H. Chen and R. T. Yang, Effects of Pt Particle Size on Hydrogen Storage on Pt-Doped Metal–Organic Framework IRMOF-8, *J. Phys. Chem. C*, 2011, **115**, 4793–4799.
- 110 D. A. Porter and K. E. Eastering, *Phase Transformations in Metals and Alloys*, Chapman and Hall, London, 2nd edn, 1992. pp. 185–197.
- 111 Y. Wang and R. T. Yang, Increased hydrogen spillover by gaseous impurity: The Benson–Boudart method for dispersion revisited, *J. Catal.*, 2008, **260**, 198–201.
- 112 S. J. Yang, J. H. Cho, K. S. Nahm and C. R. Park, Enhanced hydrogen storage capacity of Pt-loaded CNT@MOF-5 hybrid composites, *Int. J. Hydrogen Energy*, 2010, **35**, 13062–13067.
- 113 Y. Li and R. T. Yang, Significantly enhanced hydrogen storage in metal–organic frameworks via spillover, *J. Am. Chem. Soc.*, 2006, **128**, 726–727.
- 114 A. J. Lachawiec Jr, G. Qi and R. T. Yang, Hydrogen storage in nanostructured carbons by spillover: bridge-building enhancement, *Langmuir*, 2005, **21**, 11418–11424.
- 115 Y.-Y. Liu, J.-L. Zeng, J. Zhang, F. Xu and L. X. Sun, Improved hydrogen storage in the modified metal–organic frameworks by hydrogen spillover effect, *Int. J. Hydrogen Energy*, 2007, **32**, 4005–4010.
- 116 Y. Li and R. T. Yang, Hydrogen storage in metal–organic and covalent organic frameworks by spillover, *AICHE J.*, 2008, **54**, 269–279.
- 117 Z. H. Z. Xiang, D. Cao, W. Yang, J. Lu, B. Han and W. Wang, Metal–organic frameworks with incorporated carbon nanotubes: improving carbon dioxide and methane



- storage capacities by lithium doping, *Angew. Chem., Int. Ed.*, 2011, **50**, 491–494.
- 118 L.-Y. Meng and S.-J. Park, Influence of MgO template on carbon dioxide adsorption of cation exchange resin-based nanoporous carbon, *J. Colloid Interface Sci.*, 2012, **366**, 125–129.
- 119 W. W. Lestari, A. H. Wibowo, A. S. Irwinsyah, A. Z. Pamungkas and Y. K. Krisnandi, fabrication of hybrid coating material of polypropylene itaconate containing MOF-5 for CO₂ capture, *Prog. Org. Coat.*, 2018, **115**, 49–55.
- 120 J. G. Vitillo and S. Bordiga, Increasing the stability of Mg₂(dobpdc) metal–organic framework in air through solvent removal, *Mater. Chem. Front.*, 2017, **1**, 444–448.
- 121 X. Ma, L. Li, S. Wang, M. Lu, H. Li, W. Ma and T. C. Keener, Ammonia-treated porous carbon derived from ZIF-8 for enhanced CO₂ adsorption, *Appl. Surf. Sci.*, 2016, **369**, 390–397.
- 122 W. Xing, C. Liu, Z. Zhou, L. Zhang, J. Zhou, S. Zhuo, Z. Yan, H. Gao, G. Wang and S. Z. Qiao, Superior CO₂ uptake of N-doped activated carbon through hydrogen-bonding interaction, *Energy Environ. Sci.*, 2012, **5**, 7323–7327.
- 123 X. Ma, L. Li, R. Chen, C. Wang, H. Li and S. Wang, Heteroatom-doped nanoporous carbon derived from MOF-5 for CO₂ capture, *Appl. Surf. Sci.*, 2018, **435**, 494–502.
- 124 V. A. Tran, H. H. Do, T. D. Cam Ha, S. H. Ahn, M. G. Kim, S. Y. Kim and S. W. Lee, Metal–organic framework for lithium and sodium-ion batteries: Progress and perspective, *Fuel*, 2022, **319**, 123856.
- 125 Y. Lai, Y. Gan, Z. Zhang, W. Chen and J. Li, Metal–organic frameworks-derived mesoporous carbon for high performance lithium–selenium battery, *Electrochim. Acta*, 2014, **146**, 134–141.
- 126 T. Mehtab, G. Yasinb, M. Arif, M. Shakeel, R. Mustafa Korai, M. Nadeem, N. Muhammad and X. Lu, Metal–organic frameworks for energy storage devices: Batteries and Supercapacitors, *J. Energy Storage*, 2019, **21**, 632–646.
- 127 K. Binnemans, Lanthanide-Based Luminescent Hybrid Materials, *Chem. Rev.*, 2009, **109**, 4283.
- 128 S. V. Eliseeva and J. C. G. Bunzli, Lanthanide luminescence for functional materials and bio-sciences, *Chem. Soc. Rev.*, 2010, **39**, 189–227.
- 129 S. H. Hwang, C. N. Moorefield and G. R. Newkome, Dendritic macromolecules for organic light-emitting diodes, *Chem. Soc. Rev.*, 2008, **37**, 2543–2557.
- 130 L. D. Carlos, R. A. S. Ferreira, V. de Zea Bermudez, B. Julian-Lopez and P. Escibano, Progress on lanthanide-based organic–inorganic hybrid phosphors, *Chem. Soc. Rev.*, 2011, **40**, 536–549.
- 131 D. MasPOCH, D. Ruiz-Molina and J. Veciana, Old Materials with New Tricks: Multifunctional Open-Framework Materials, *Chem. Soc. Rev.*, 2007, **36**, 770–818.
- 132 C. L. Cahill, D. T. de Lill and M. Frisch, Homo- and heterometallic coordination polymers from the f elements, *CrystEngComm*, 2007, **9**, 15.
- 133 B. Chen, Y. Yang, F. Zapata, G. N. Lin, G. D. Qian and E. B. Lobkovsky, Luminescent Open Metal Sites within a Metal–Organic Framework for Sensing Small Molecules, *Adv. Mater.*, 2007, **19**, 1693–1696.
- 134 O. Shekhah, J. Liu, R. A. Fischer and C. Woll, MOF thin films: existing and future applications, *Chem. Soc. Rev.*, 2011, **40**, 1081–1106.
- 135 W. P. Lustig, S. Mukherjee, N. D. Rudd, A. V. Desai, J. Li and S. K. Ghosh, *Chem. Soc. Rev.*, 2017, **46**, 3242–3285.
- 136 K. K. Gangu, A. S. Dadhich and S. B. Mukkamala, Synthesis, crystal structure and fluorescent properties of two metal–organic frameworks constructed from Cd(II) and 2,6-naphthalene dicarboxylic acid, *Inorg. Nano-Met. Chem.*, 2017, **47**, 313–319.
- 137 K. K. Gangu, A. S. Dadhich and S. B. Mukkamala, Hydrothermal synthesis, Crystal structure and Luminescence property of a 3-D Sm(III)-2,5-Pyridinedicarboxylic acid coordination complex, *J. Chem. Sci.*, 2015, **127**, 2225–2230.
- 138 Y. Cui, Y. Yue, G. Qian and B. Chen, Luminescent Functional MetalOrganic Frameworks, *Chem. Rev.*, 2012, **112**, 1126–1162.
- 139 T. Weiss and J. Angerer, Simultaneous determination of various aromatic amines and metabolites of aromatic nitro compounds in urine for low level exposure using gas chromatography–mass spectrometry, *J. Chromatogr. B*, 2002, **778**, 179–192.
- 140 D. B. Asthana, A. Durgbanshi, S. K. Sanghi and W. T. Kok, Determination of aromaticamines in water samples by capillary electrophoresis with electrochemical and fluorescence detection, *J. Chromatogr. A*, 2000, **895**, 197–203.
- 141 H. Li, W. Shi, K. Zhao, H. Li, Y. Bing and P. Cheng, Enhanced Hydrostability in Ni-Doped MOF-5, *Inorg. Chem.*, 2012, **51**, 9200–9207.
- 142 J. A. Botas, G. Calleja, M. Sánchez-Sánchez and M. G. Orcajo, Cobalt Doping of the MOF-5 Framework and Its Effect on Gas-Adsorption Properties, *Langmuir*, 2010, **26**, 5300–5303.
- 143 J.-M. Yang, Q. Liu and W.-Y. Sun, Co(II)-doped MOF-5 nano/microcrystals: Solvatochromic behaviour, sensing solvent molecules and gas sorption property, *J. Solid State Chem.*, 2014, **218**, 50–55.
- 144 S. Liu, Z. Xiang, Z. Hu, X. Zheng and D. Cao, Zeolitic Imidazolate Framework-8 as a Luminescent Material for the Sensing of Metal ions and Small Molecules, *J. Mater. Chem.*, 2011, **21**, 6649.
- 145 A. Katoch, R. Bhardwaj, N. Goyal and S. Gautam, Synthesis, Structural and Optical study of Ni-doped Metal–Organic Framework for adsorption based chemical sensor application, *Vacuum*, 2018, **158**, 249–256.
- 146 P. Kumar, A. K. Paul and A. Deep, Sensitive chemosensing of nitro group containing organophosphate pesticides with MOF-5, *Microporous Mesoporous Mater.*, 2014, **195**, 60–66.
- 147 T. C. Kwong, Organophosphate pesticides: biochemistry and clinical toxicology, *Ther. Drug Monit.*, 2002, **24**, 144–149.
- 148 F. Tian, X. Zhang and Y. Chen, Fabrication and Photoluminescence Property of ZnO Nanoparticle/



- MetalOrganic Framework Hybrid Material, *Chem. Lett.*, 2016, **45**, 388–390.
- 149 Y. Cui, T. Song, J. Yu, Y. Yang, Z. Wang and G. Qian, Dye encapsulated metal–organic framework for warm-white LED with high color-rendering index, *Adv. Funct. Mater.*, 2015, **25**, 4796–4802.
- 150 M. Usman, G. Haider, S. Mendiratta, T. T. Luo, Y. F. Chen and K. L. Lu, Continuous broadband emission from a metal–organic framework as a human-friendly white light source, *J. Mater. Chem. C*, 2016, **4**, 4728–4732.
- 151 C. Xia, C. Yu, M. Cao, J. Xia, D. Jiang, G. Zhou, D. Zhang, H. Li, A. Eu and T. Co, Doped MOF-5 Compound for Ratiometric High Temperature Sensing, *Ceram. Int.*, 2018, **44**, 21040–21046.

