


 Cite this: *RSC Adv.*, 2022, 12, 11318

 Received 27th February 2022  
 Accepted 31st March 2022

DOI: 10.1039/d2ra01318e

[rsc.li/rsc-advances](https://rsc.li/rsc-advances)

# Phenanthroline based rotaxanes: recent developments in syntheses and applications

 Showkat Rashid, Yusuke Yoshigoe  and Shinichi Saito \*

The advancements in the field of mechanically interlocked molecular systems (MIMs) has concurrently restructured the material chemistry frontiers and provided ample scope to explore new dimensions for applications and diversity creation. Among all these molecular entities, rotaxanes have a special locale and many research groups over the globe have contributed to their current niche in supramolecular chemistry. From refinements for better yielding synthetic strategies to their application oriented designs, this field has come a long way and is well inclined for further developments. In this review, we aim to document the contemporary developments in the synthesis of phenanthroline (phen) based rotaxanes. In addition to providing a comprehensive account of various subtypes of these rotaxanes and their stitching strategies, their applications, wherever discernible, will be duly highlighted.

## Introduction

Rotaxanes represent a class of supramolecular architectures, comprising a macrocyclic component threaded to a linear axle component. This axle component bears bulky groups at both the terminals, avoiding the disintegration of the two components (Fig. 1).<sup>1,2</sup> Ever since the initial reports depicting the synthesis of rotaxanes in 1967 by Harrison, this field has seen tremendous growth and a large number of structurally as well as functionally different rotaxanes are being continuously

added to this library of interesting molecular constructs. Pertinent to mention, initial attempts directed towards the synthesis of rotaxanes were faced with many practical




Fig. 1 Pictorial representation of a typical [2]rotaxane.

Tokyo University of Science, Department of Chemistry, Tokyo, Japan. E-mail: [ssaito@rs.tus.ac.jp](mailto:ssaito@rs.tus.ac.jp)



*Showkat Rashid received his M.Sc (2008–10) and M. Phil (2013) in chemistry from the University of Kashmir and his PhD in Dr Bilal A. Bhat's research group at CSIR-IIIM Jammu in a collaborative project between Dr Bhat and Prof. Goverdhan Mehta in the field of Natural product synthesis. He did his initial postdoctoral studies with Prof. Goverdhan Mehta at School of*

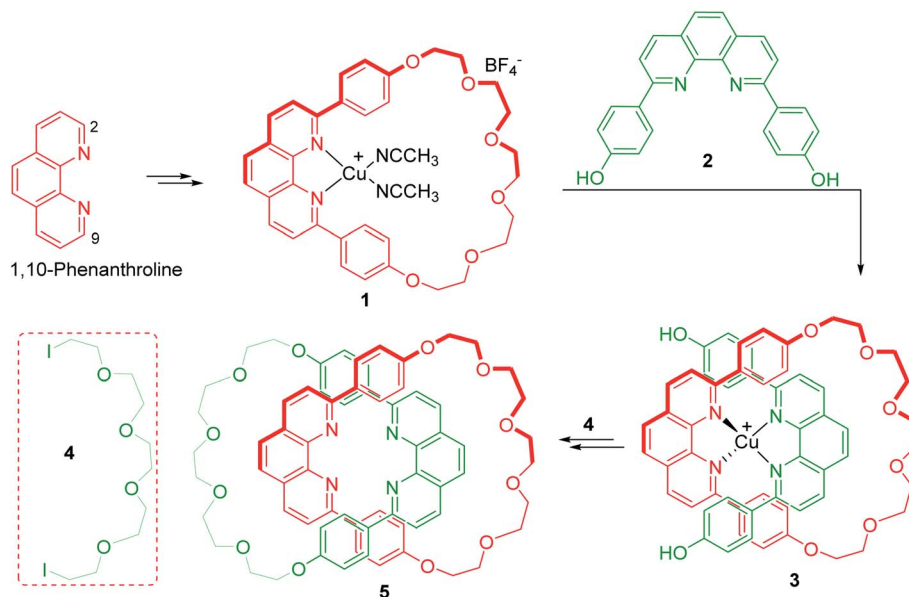
*Chemistry, University of Hyderabad and presently he is working at Tokyo University of Science, Japan with Prof. Shinichi Saito as postdoctoral fellow. His current research interests are design and synthesis of aesthetically pleasing molecular constructs including molecular rotaxanes for various applications.*



*Yusuke Yoshigoe, received his B.Sc. degree in 2011 from Tokyo gakugei university, and his PhD degree in 2016 from Titech (Prof. Kohtaro Osakada). He spent three years in Prof. Yoichiro Kuninobu's group at the Kyushu University, and one year in National Institute of Applied Industrial Science (AIST) and Technology, as post-doctoral fellow. He joined the Department of Chemistry, Faculty of*

*Science, Tokyo University of Science as an assistant professor in Prof. Shinichi Saito's group in 2020. His current interests are organometallic chemistry and its synthetic application for  $\pi$ -conjugated molecules.*





Scheme 1 Synthesis of catenane from a tetrahedral phenanthroline-Cu(I) complex.<sup>6</sup>

problems like poor yields and reproducibility issues. In order to overcome these problems and facilitate a smooth access to these molecules, many refined synthetic approaches were developed over time. Some of these widely accepted approaches include threading, slipping, and clipping strategies. In addition to these, a more recent approach has evolved which is based upon the reaction catalysed by a transition metal inside the macrocyclic domain. Leigh<sup>3</sup> and Saito's research groups<sup>4</sup> have substantially contributed to this method for more than a decade. All these efforts culminated in generating a large number of rotaxanes having different structural and functional attributes. Depending upon the total sum of macrocycle and axle components, these rotaxanes can be classified as [2], [3], [4] or polyrotaxanes among which the higher order rotaxanes are very unique and interesting. In

light of the voluminous literature being added continuously, there is a need for an inclusive documentation regarding the developments taking place in this field. In this review, we have comprehensively summarized the recent synthetic efforts (from 2001–2021) towards phenanthroline based rotaxanes. For the ease of presentation, we have classified these rotaxanes into different categories depending upon the mode of the assembling the cyclic and axle components. Applications of these rotaxanes will also be discussed to highlight their importance.

#### [A] Assembly of rotaxanes by utilizing the coordinating ability of the phen-Cu complex

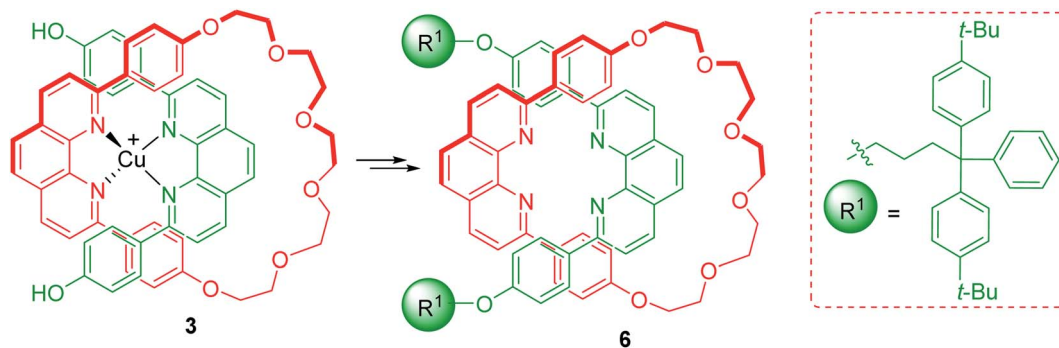
1,10-Phenanthroline (Scheme 1) is a nitrogen-containing bidentate ligand with strong coordinating ability to metal ions. The strong binding between phenanthroline and the metal is retained even when bulky aryl or alkyl groups are introduced at 2- and 9- positions. 2,9-Disubstituted macrocyclic phenanthrolines could be accessed with ease due to the favourable alignment acquired by substituents at these positions. The metal interacting with the phenanthroline moiety of the macrocycle is located inside the ring and the propensity of this complex to affect various reactions has been utilized for the synthesis of mechanically interlocked molecular systems (MIMs). When two phenanthroline moieties interact with Cu ion, a tetrahedral complex results. This property was long back applied for the efficient synthesis of catenane by Dietrich-Buchecker and Sauvage (Scheme 1).<sup>5</sup> In this study, a macrocyclic phenanthroline-Cu complex, **1** was treated with bisphenol **2** in presence of  $[\text{Cu}(\text{CH}_3\text{CN})_4]\text{BF}_4$  to yield a tetrahedral Cu(I) complex **3**. Diiodopolyether, **4** was reacted to install another ring to the intermediate **3** which eventually furnished the catenane **5**.<sup>6</sup> This seminal work provided a new and efficient



*Shinichi Saito obtained his PhD degree in 1995 from the University of Tokyo (Professor Koichi Shudo). In 1994, he stayed at the University of Utah (Professor Peter J. Stang) as a Nagai Foundation Fellow. After he worked in Tohoku University (Professor Yoshinori Yamamoto) and Toyama Medical and Pharmaceutical University (Professor Toru Koizumi), he became a RIKEN Special Researcher for*

*Basic Science Program in Dr Wakatsuki's group. In 2002, he moved to Tokyo University of Science as a PI. His current research interests are the chemistry of interlocked compounds and the development of new reactions.*

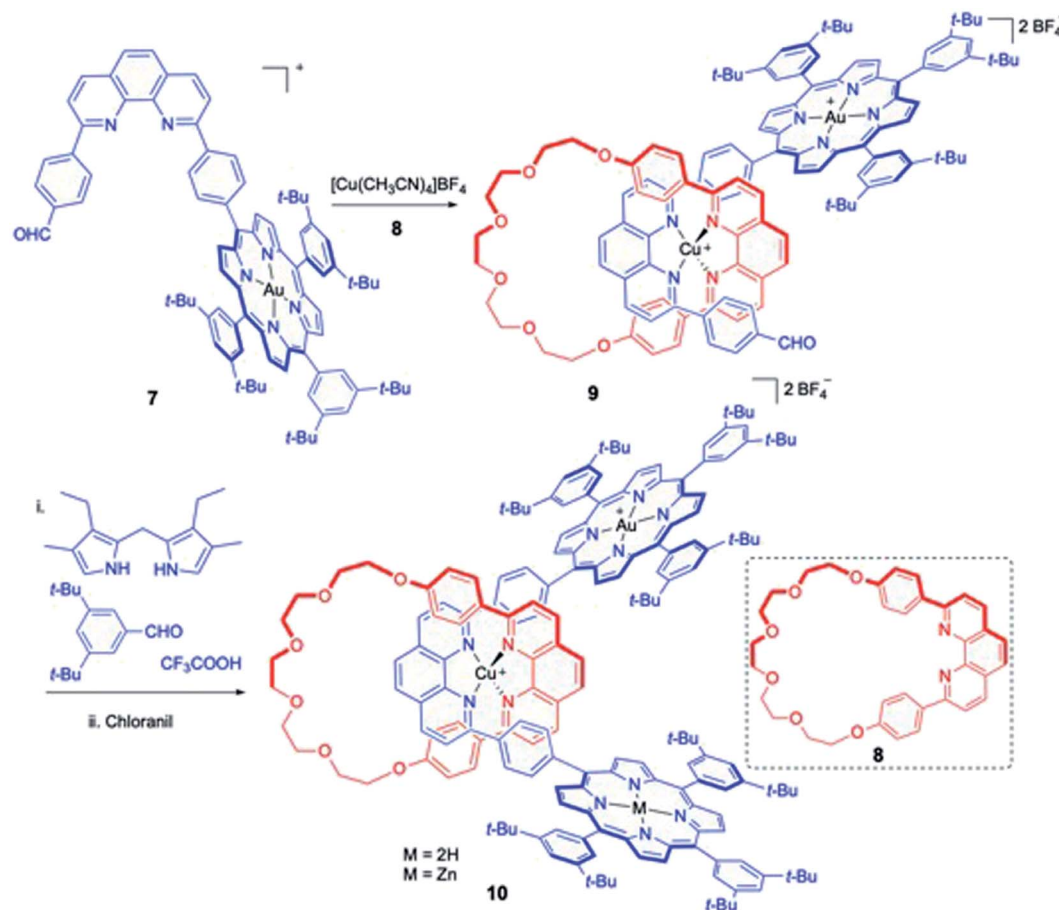


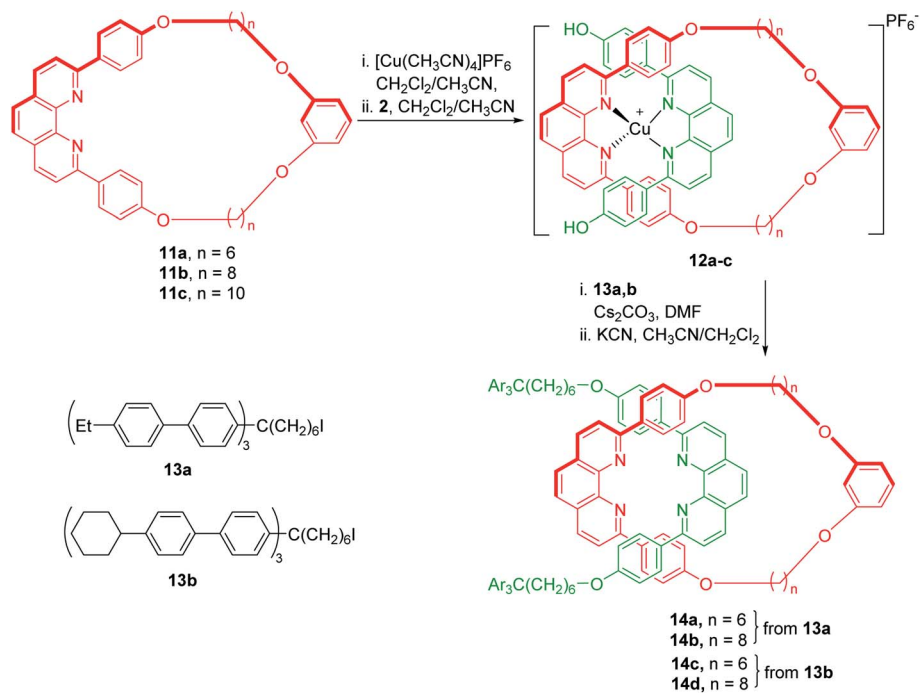
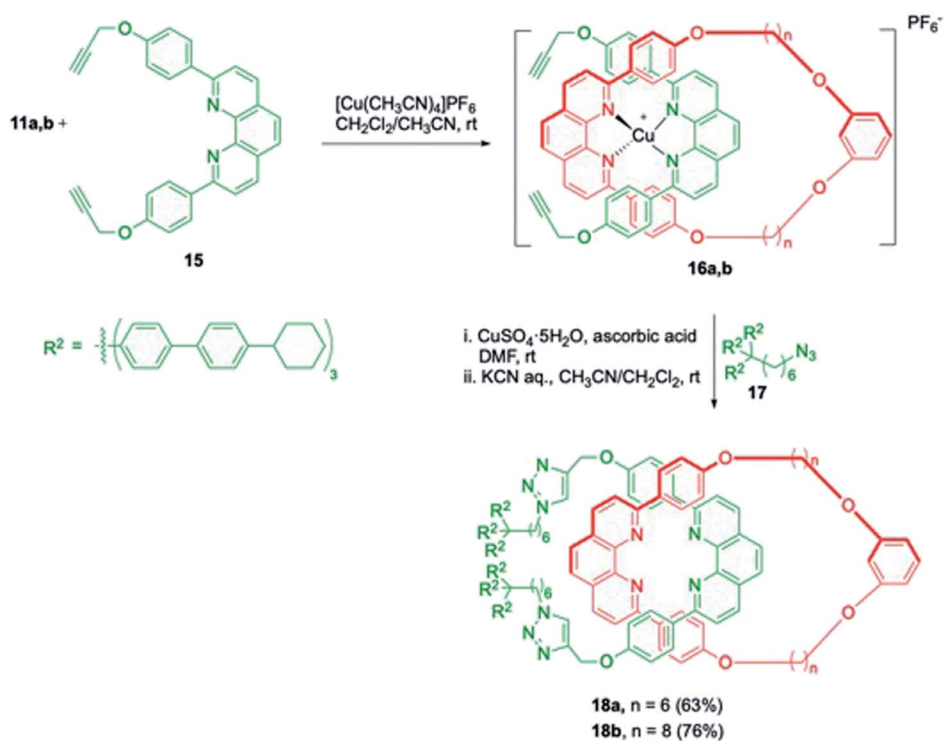
Scheme 2 Synthesis of rotaxane from a tetrahedral phenanthroline-Cu complex.<sup>7</sup>

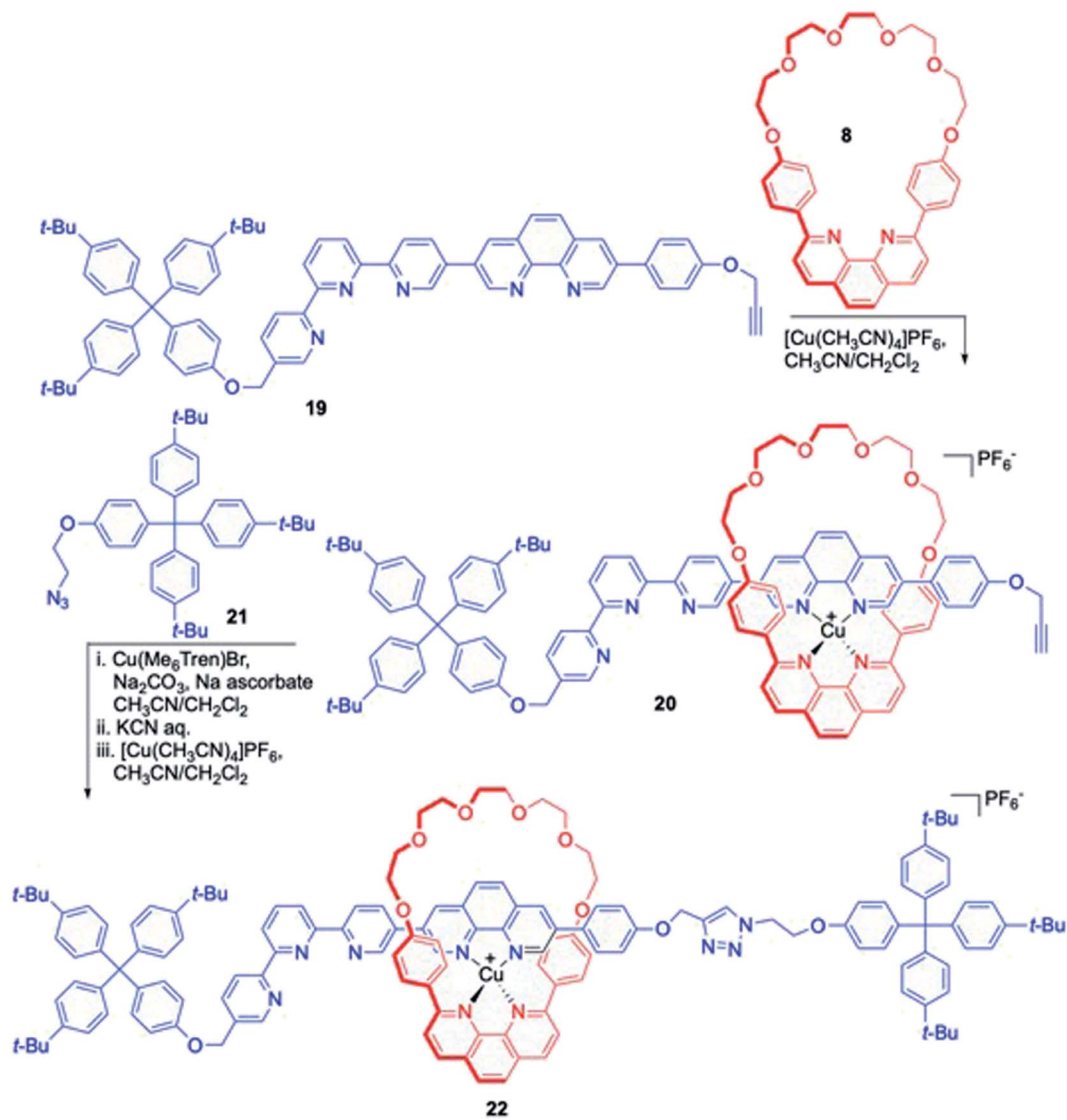
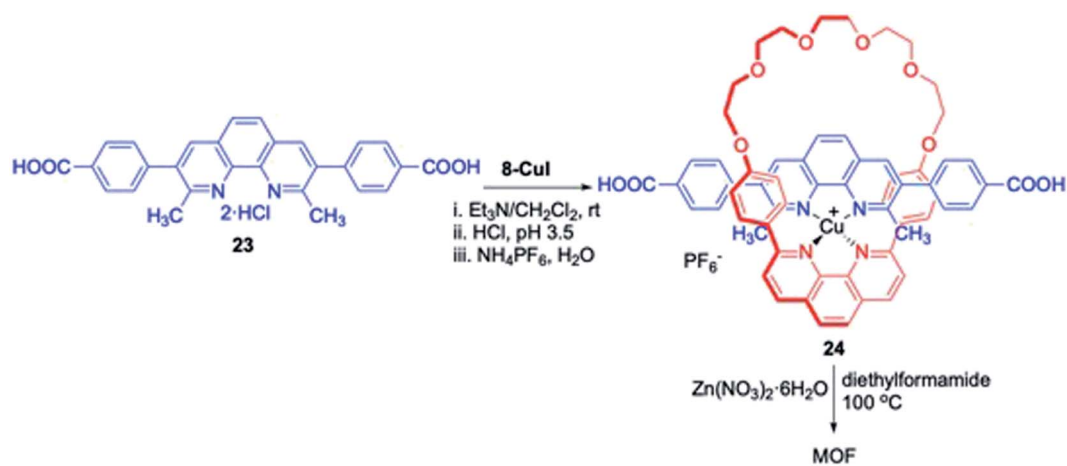
approach for the synthesis of a large number of MIMs. For instance, the synthesis of a [2]rotaxane from a macrocyclic phenanthroline-Cu complex, was reported for the first time by Gibson wherein **3** was again utilized (Scheme 2).<sup>7</sup> Introduction of blocking group through end capping reaction followed by final demetallation furnished the required rotaxane **6**.

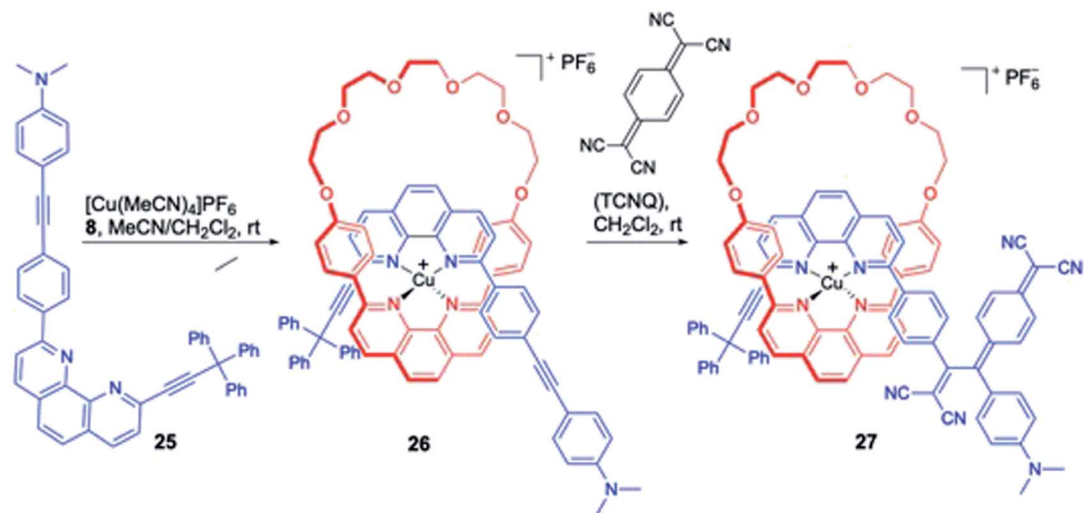
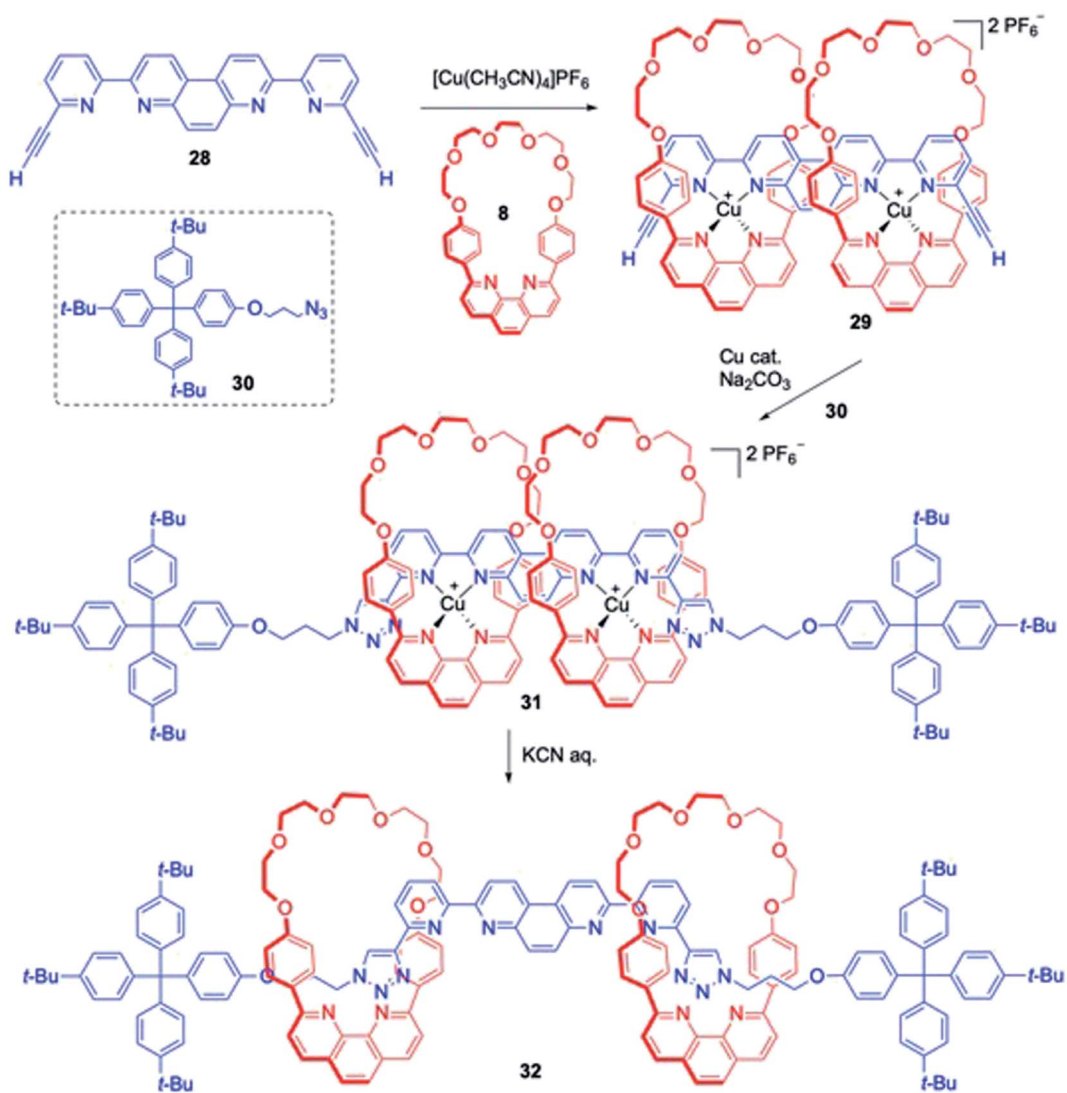
Along the similar lines, Sauvage and co-workers shortly reported the synthesis of a novel rotaxane bearing two different

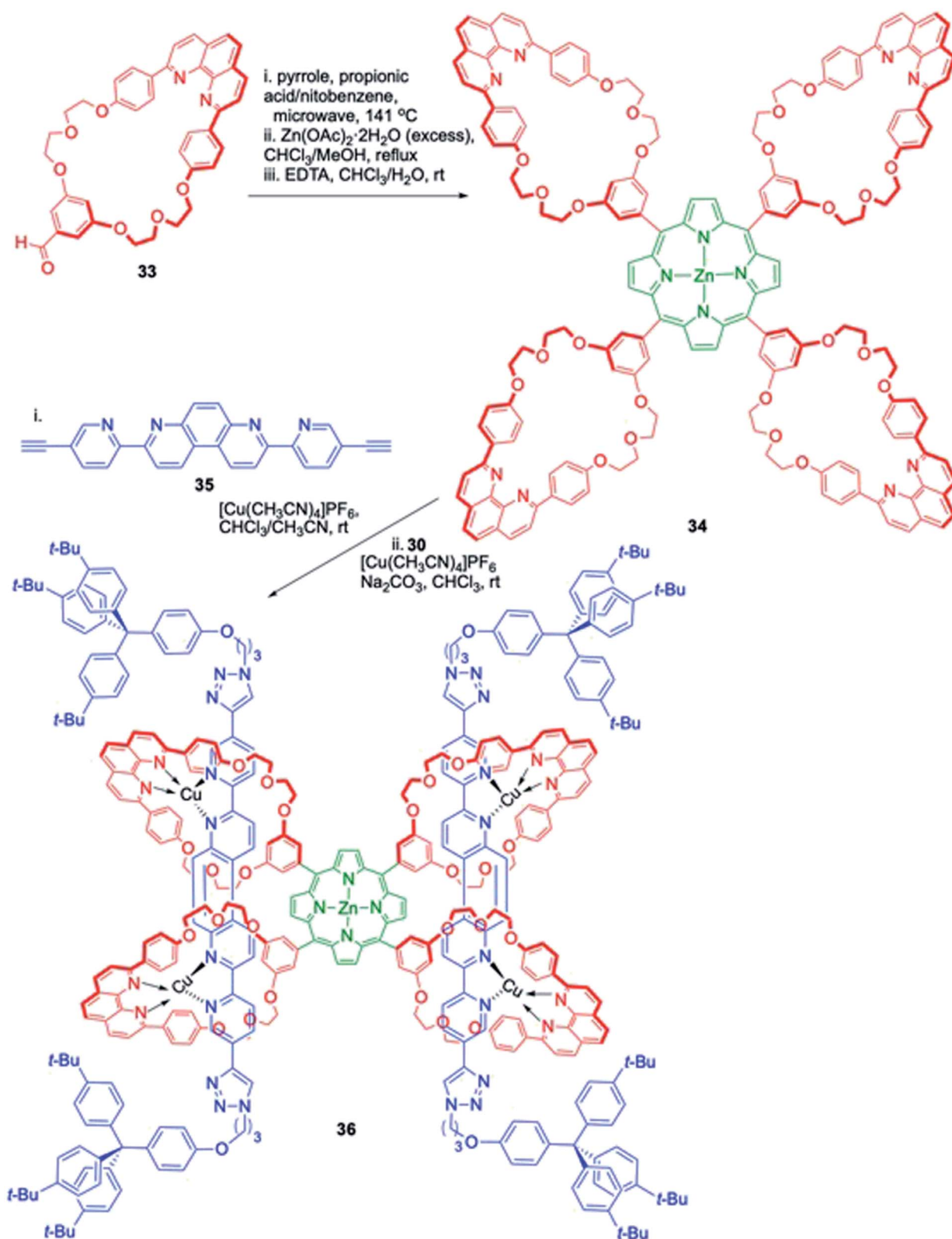
porphyrin systems as chemical stoppers (Scheme 3).<sup>8</sup> The role of these stoppers was not only to prevent de-threading but to induce novel electronic and photochemical properties to these molecular systems. Phenanthroline attached porphyrin, **7** was treated with the macrocycle **8** under standardized reaction conditions which resulted in intermediate **9**. Second porphyrin stopper was introduced using the Lindsey's procedure which eventually furnished the rotaxane **10**.

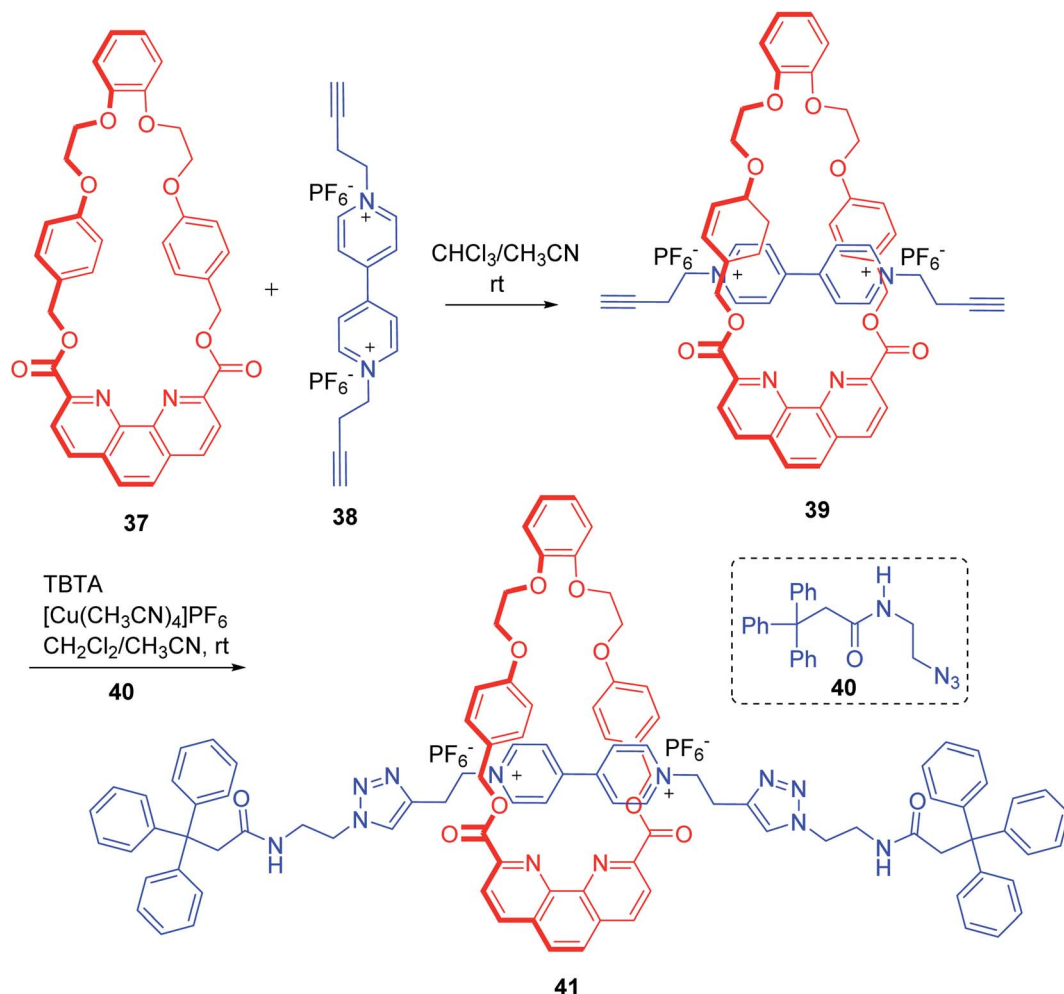
Scheme 3 Synthesis of rotaxane bearing different porphyrin stoppers.<sup>8</sup>

Scheme 4 Synthesis of [2]rotaxanes by Williamson etherification.<sup>9</sup>Scheme 5 Synthesis of [2]rotaxanes by Azide-alkyne cycloaddition.<sup>10</sup>

Scheme 6 Synthesis of unsymmetrical [2]rotaxane using click reaction.<sup>11</sup>Scheme 7 Synthesis of [2]pseudorotaxane and its MOF.<sup>12</sup>

Scheme 8 Synthesis of [2]rotaxane with DCNQ stopper.<sup>13</sup>Scheme 9 Synthesis of [3]rotaxane using click reaction for stopper installation.<sup>14</sup>

Scheme 10 Synthesis of porphyrin-based click rotaxane by  $\pi$ - $\pi$  stacking.<sup>15</sup>

Scheme 11 Synthesis of triazole containing rotaxane by  $\pi$ - $\pi$  stacking.<sup>16</sup>

Saito group has estimated the relationship between the stability of the rotaxanes and the structure/size of the ring/axle components by using the same synthetic strategy, as mentioned above (Scheme 4).<sup>9</sup> A series of phenanthroline based [2]rotaxanes **14a-d** with difference in the size of macrocyclic component as well as in nature of blocking groups were synthesized. Rotaxane **14c**, with small macrocycle **11a** ( $n = 6$ ) and having tris(4-cyclohexylbiphenyl)methyl group as blocking group was highly stable and the dissociation of the ring and axle components did not proceed under elevated temperature. However, rotaxane **14b** with macrocycle **11b** ( $n = 8$ ) and tris(4-ethylbiphenyl)methyl functionality as blocking group was less stable, and the dissociation proceeded at 140 °C. No rotaxane formation was observed when larger macrocycle **11c** ( $n = 10$ ) was used.

In another advancement of this study, resorcinol-phen based macrocycles **11a,b** were treated with bis(propargyl)phenanthroline moiety, **15** to result in stable tetrahedral Cu(I) complexes, **16a,b** (Scheme 5).<sup>10</sup> The introduction of the blocking groups was achieved by the copper catalyzed azide-alkyne Huisgen cycloaddition (CuAAC) reaction with azide **17**. The

removal of copper ion by KCN delivered the required [2]rotaxanes **18a** ( $n = 6$ ) and **18b** ( $n = 8$ ) in 63 and 76% yields respectively.

Tatay, Gaviña and co-workers reported the synthesis of a novel [2]rotaxane which harbours an elongated and unsymmetrical axle component (Scheme 6).<sup>11</sup> Synthesis of this rotaxane ensued from mono-stoppered axle **19**, having a terminal

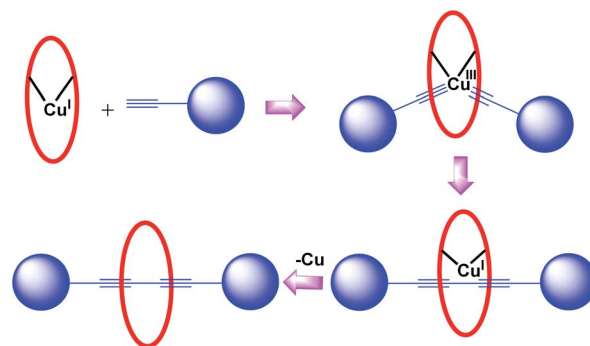


Fig. 2 Glaser coupling for diyne rotaxanes.

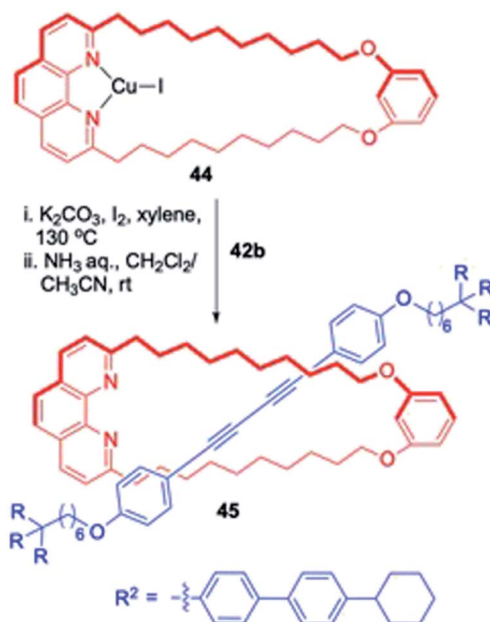




alkyne functionality at the free end for further manipulation. Treatment of **19** with macrocyclic component **8** in the presence of Cu(I) ion resulted in simultaneous threading of components to result in pseudorotaxane **20**. Huisgen azide-alkyne stoppering reaction (with **21**) in the presence of tris[2-(dimethylamino)ethyl]amine (Me<sub>6</sub>TREN)-copper complex generated the metal complexed rotaxane which under KCN mediated demetallation reaction furnished the final rotaxane. Remetallation was again performed to prepare metal complex **22** for electrochemical studies. Cyclic voltammetry depicted a reversible shuttling of the ring component along the axle.

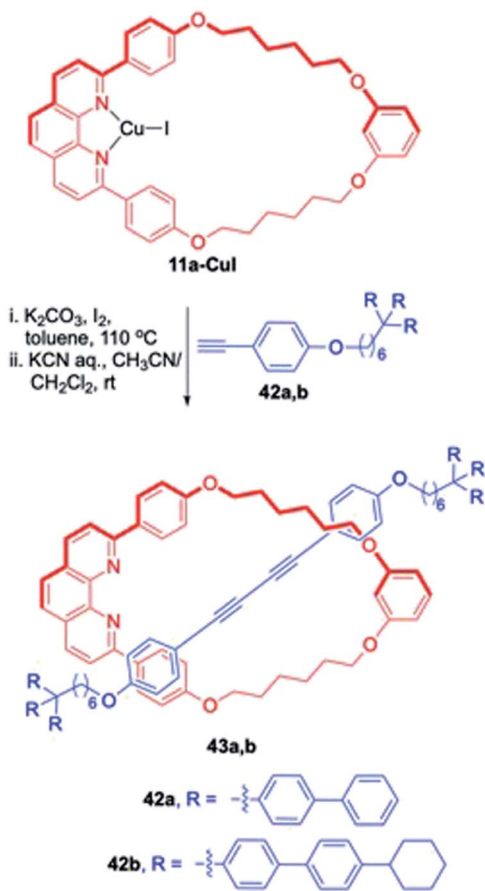
Stoddart, Sauvage and Yaghi in a collective effort reported the synthesis of a novel copper coordinated [2]pseudorotaxane and its successful incorporation into a MOF (Scheme 7).<sup>12</sup> This strategy relies on Cu templated “gathering-and-threading” approach where a pseudorotaxane Cu complex **24** was synthesized by the reaction of a macrocyclic phenanthroline-Cu complex, **8-CuI** with dicarboxylic acid **23**. Treatment of **24** with Zn(NO<sub>3</sub>)<sub>2</sub>·6H<sub>2</sub>O in diethylformamide at 100 °C over 2 days yielded MOF-1040.

Diederich and co-workers reported the synthesis of a Cu coordinated bis-phenanthroline based [2]rotaxane wherein a [2 + 2] cycloaddition-retroelectrocyclization (CA-RE) reaction was

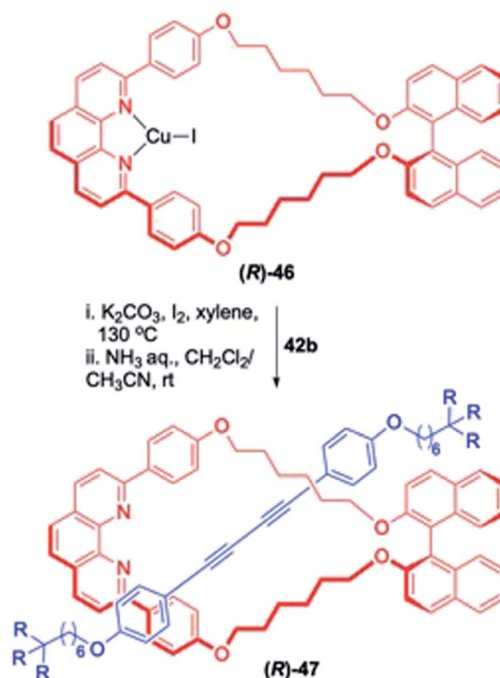


Scheme 13 Synthesis of [2]rotaxane with modified macrocycle.<sup>18</sup>

implemented to install a bulky dicyanoquinodimethane (DCNQ) as second stopper (Scheme 8).<sup>13</sup> Treatment of **25** with polyether macrocycle **8** in presence of copper salt furnished the pseudorotaxane **26** in 88% yield. Treatment of **26** with a stoichiometric quantity of 7,7,8,8-tetracyano-*p*-quinodimethane (TCNQ) triggered the CA-RE reaction to complete the synthesis of rotaxane **27** in 84% yield. The underlying photophysical

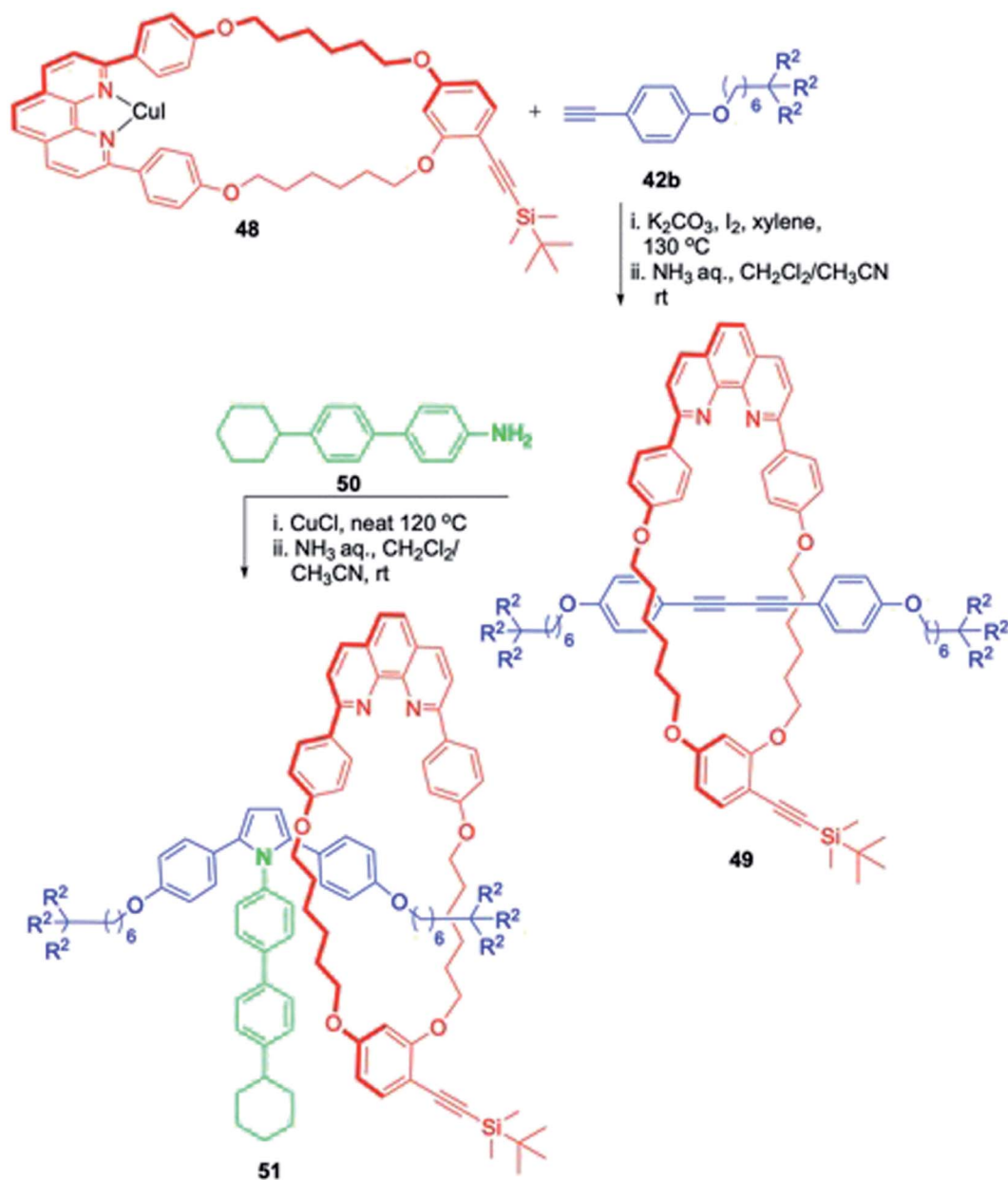


Scheme 12 Synthesis of [2]rotaxanes using Glaser coupling.<sup>17</sup>



Scheme 14 Synthesis of BINOL-derived chiral [2]rotaxane.<sup>19</sup>



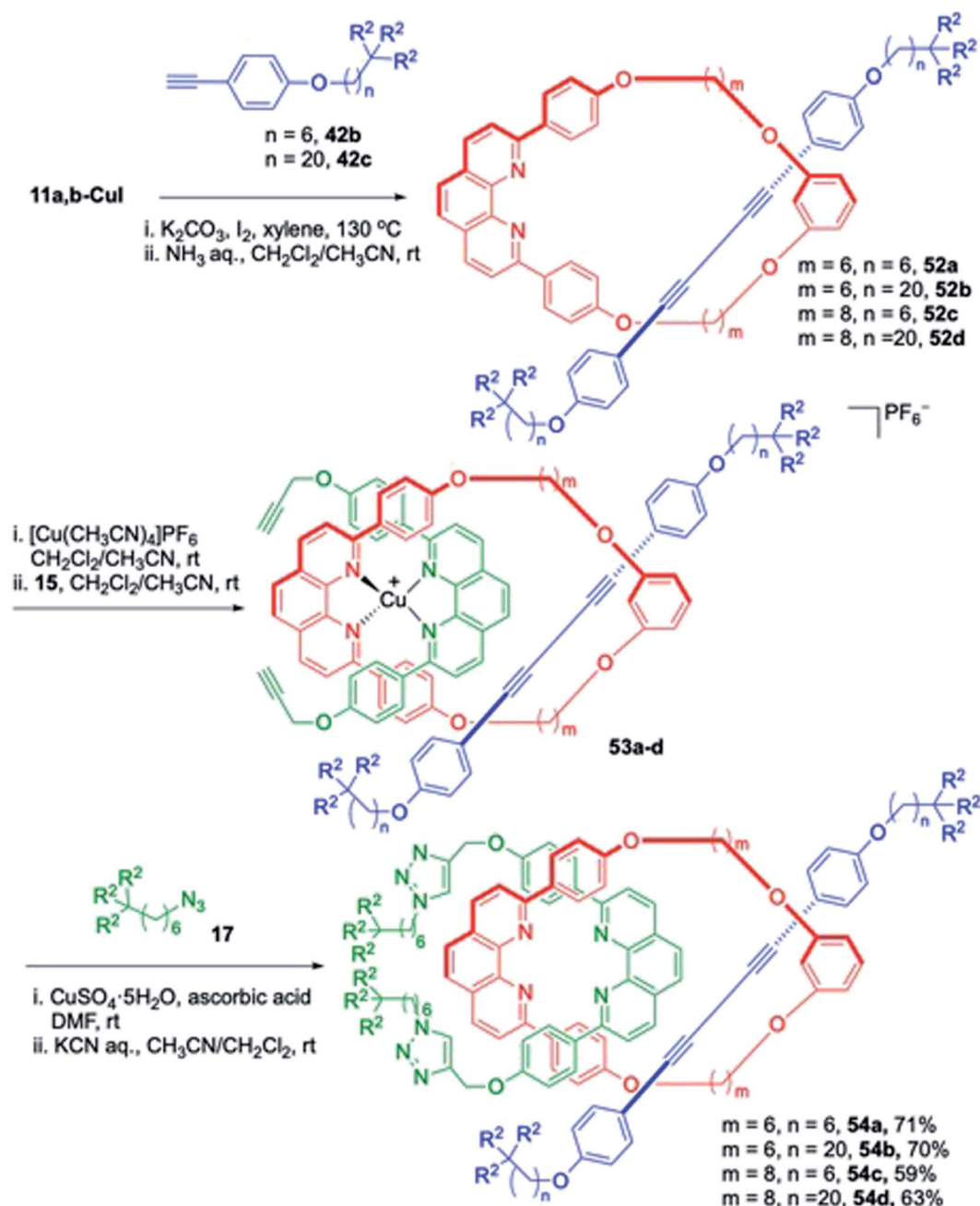
Scheme 15 Synthesis of chiral [2]rotaxane by restricted shuttling.<sup>20</sup>

properties of 27 were studied and it was found to exhibit complex excited-state dynamics and luminescence in the NIR region, which was detected as stimulated emission during transient absorption experimental investigations.

Sauvage and co-workers reported the synthesis of a [3] rotaxane consisting of two copper coordinating macrocyclic rings threaded to an axle component at two co-ordinating sites (Scheme 9).<sup>14</sup> The synthesis commenced from the reaction of the rigid axle precursor 28 having two coordinating sites with two equivalents of a Cu salt and a macrocyclic phenanthroline 8. The quantitative formation of 29 was observed, and the stoppering reaction with azide 30 by Huisgen cycloaddition delivered the Cu complexed rotaxane 31. The final [3]rotaxane

32 was synthesized by the removal of the copper from 31 upon treatment with KCN. The movement of the ring components was induced by the electrochemical redox process of the metal coordinated complex derived from 32.

Sauvage and co-workers reported the synthesis of a novel [3] rotaxane comprising of four phenanthroline-containing rings attached to the meso positions of a central zinc porphyrin system *via* C–C bonds (Scheme 10).<sup>15</sup> The axles contain a central bis-3,8-(*o*-pyridyl)-4,7-phenanthroline rigid fragment and each axle is threaded through two adjacent phenanthroline rings of the porphyrin system. The phenanthroline based macrocyclic aldehyde 33 was used as a precursor and its condensation with pyrrole resulted in porphyrinic *tetra*-macrocyclic 34. The

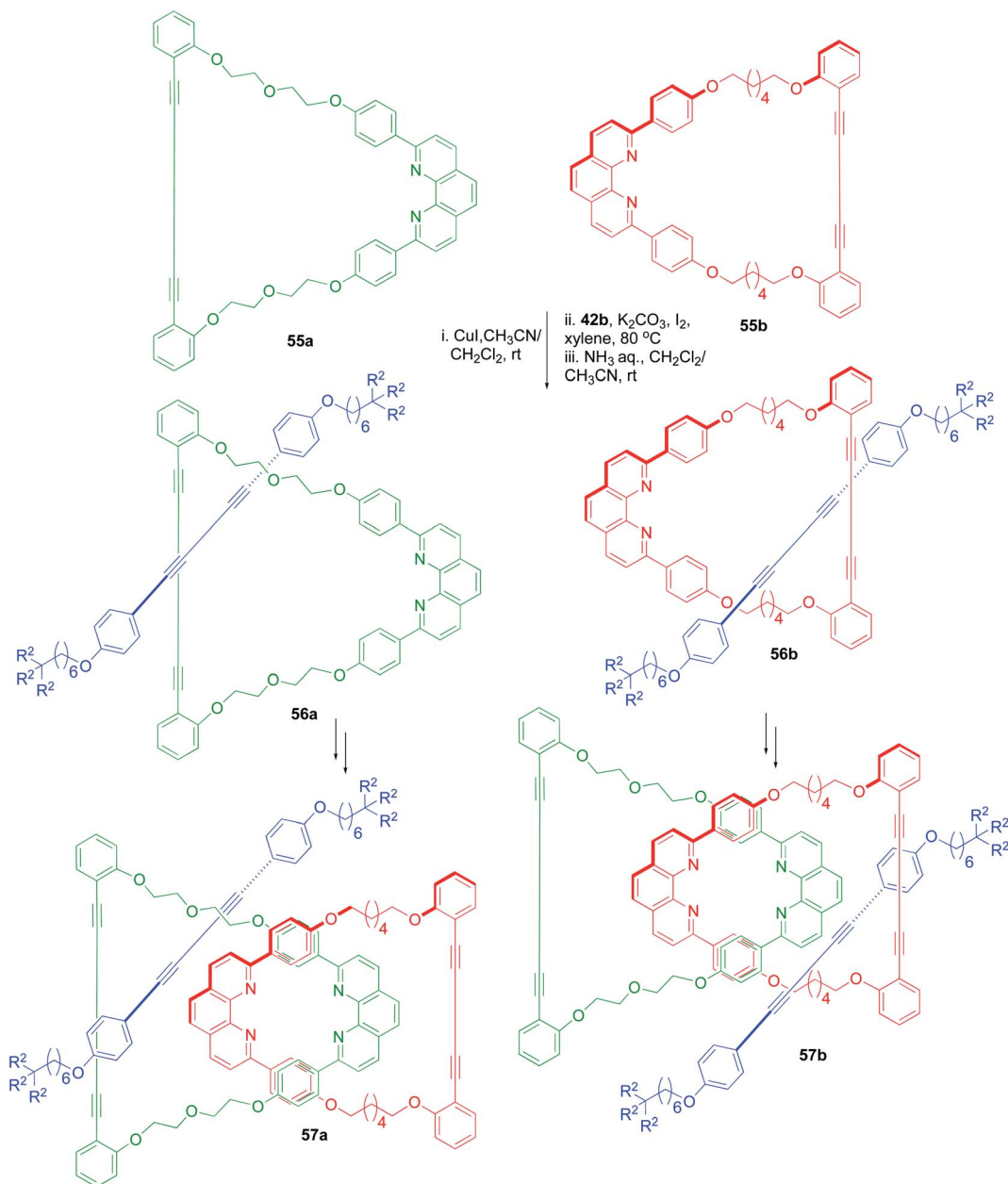
Scheme 16 Synthesis of [3]rotaxanes using click chemistry.<sup>21</sup>

rotaxane was synthesised from **34** through a two-step process. Initial treatment of **34** with acetylenic thread **35** in presence of  $[Cu(CH_3CN)_4](PF_6)$  resulted in a tetrahedral complex with Cu(I) and delivered a [3]pseudorotaxane as an intermediate which upon further treatment with azide stopper **30** in presence of  $[Cu(CH_3CN)_4](PF_6)$  and  $Na_2CO_3$  underwent a Huisgen azide-alkyne cycloaddition to deliver the desired [3]rotaxane **36** in 44% yield over 2 steps.

Ghosh and co-workers reported the synthesis of a redox active click rotaxane, using  $\pi$ - $\pi$  stacking interaction between the axle and macrocyclic components to assemble the target

compound (Scheme 11).<sup>16</sup> Treatment of macrocycle **37** with axle precursor **38** gave rise to interactions between the electron deficient pyridine units of **38** and electron rich phenyl units of **37** through  $\pi$ - $\pi$  stacking interaction that ultimately resulted in the formation of 1 : 1 threaded complex, **39**. Treatment of **39** with azide containing bulky stopper **40** in presence of copper catalyst completed the synthesis of rotaxane **41**. Important functionalities of this rotaxane in the form of phenanthroline ester moiety, amide bond, triazolyl rings and viologen units render it a useful candidate for studying the associated anion binding and redox active properties.



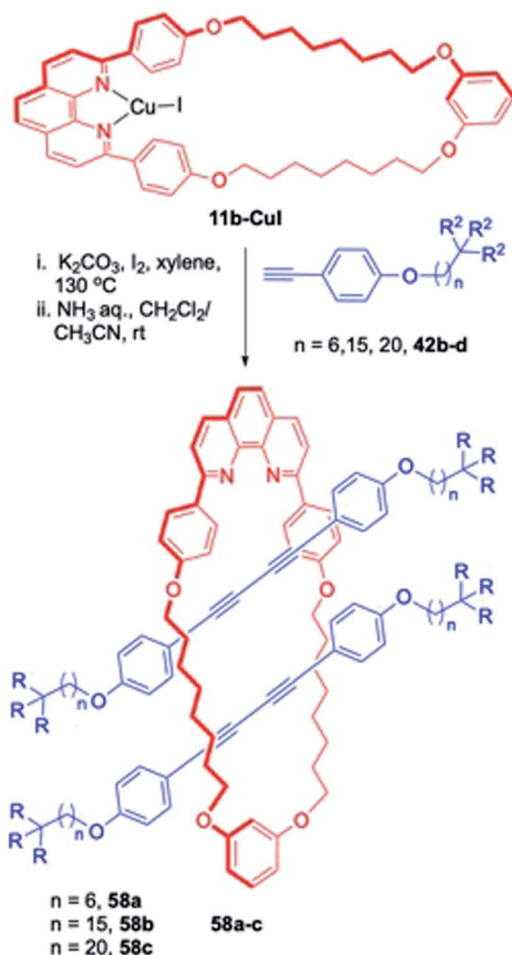
Scheme 17 Sequence-selective synthesis of [2]rotaxanes and rotacatenanes.<sup>22</sup>

### [B] Assembly of rotaxanes by utilizing the catalytic activity of the phen-Cu complex

In addition to their peculiar coordinating ability for facilitating the synthesis of rotaxanes and catenanes, it was found that many of the phen-derived macrocycles, such as the ones discussed above acted as excellent catalysts for many coupling reactions. These coupling reactions (*e.g.* Glaser and Cadiot-Chodkiewicz coupling) were therefore utilized to stitch the appropriate axle fragments in presence of various Cu-derived macrocycles which culminated in the synthesis of different [2], [3] and polyrotaxanes. In this part of the review, we focus on the synthesis of rotaxanes from coupling potential of

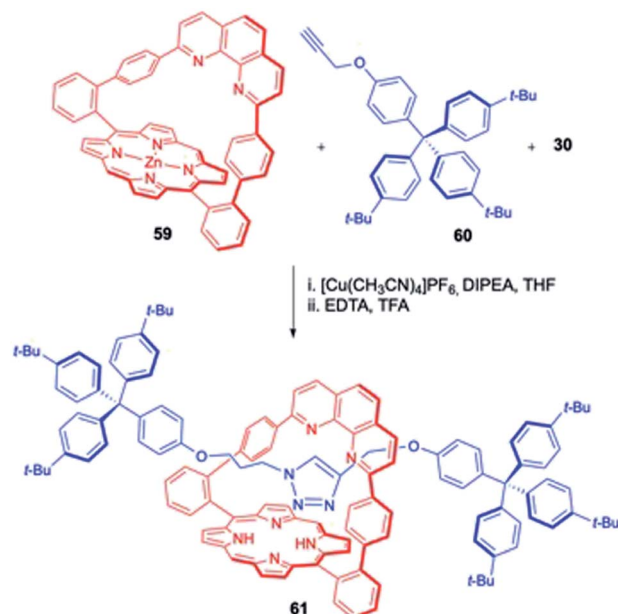
macrocyclic component and will be discussed under following two sub-sections.

**1. Synthesis of diyne [2]rotaxanes.** These rotaxanes in fact are reminiscent of a coupling reaction (Glaser coupling) between terminal alkyne axle precursor (specifically substituted by large terminal blocking groups) assisted by the catalytic activity of macrocyclic Cu-complex which results in final stitching of the two components. In this synthetic strategy, known as the catalytic threading strategy, a metal catalysed chemical reaction operates inside the ring fragment which assembles the two individual components before the final removal of metal and eventually delivers the required rotaxanes in an efficient manner (Fig. 2). Although many members of this subclass were

Scheme 18 Sequential synthesis of [3]rotaxanes.<sup>23</sup>

earlier reviewed, few prototypical examples will still be discussed in order to be more comprehensive.<sup>17</sup> Synthetic utility of the reaction catalysed by phenanthroline-Cu complex for [2] rotaxane synthesis was highlighted by Saito group (Scheme 12).<sup>4</sup> A specifically designed phenanthroline complex, based upon the resorcinol backbone, **11a-CuI** catalysed the oxidative dimerization (Glaser coupling) of axle precursors bearing bulky dumbbell moieties **42a,b** for the synthesis of diyne based [2] rotaxanes **43a,b** in good yields. This Cu assisted bond forming reaction was applied for the synthesis of a diverse range of rotaxanes. For instance, a phenanthroline-based macrocycle **44**, which is devoid of phenyl group, reacted with the axle precursor **42b** and yielded another analogue of [2]rotaxane **45** (Scheme 13).<sup>18</sup>

The use of Glaser coupling was further extended to achieve the synthesis of some chiral [2]rotaxanes (Scheme 14).<sup>19</sup> In this approach, reaction of (*R*)-BINOL derived macrocycle (*R*)-**46** with **42b** delivered the chiral rotaxane (*R*)-**47** in 78% yield.

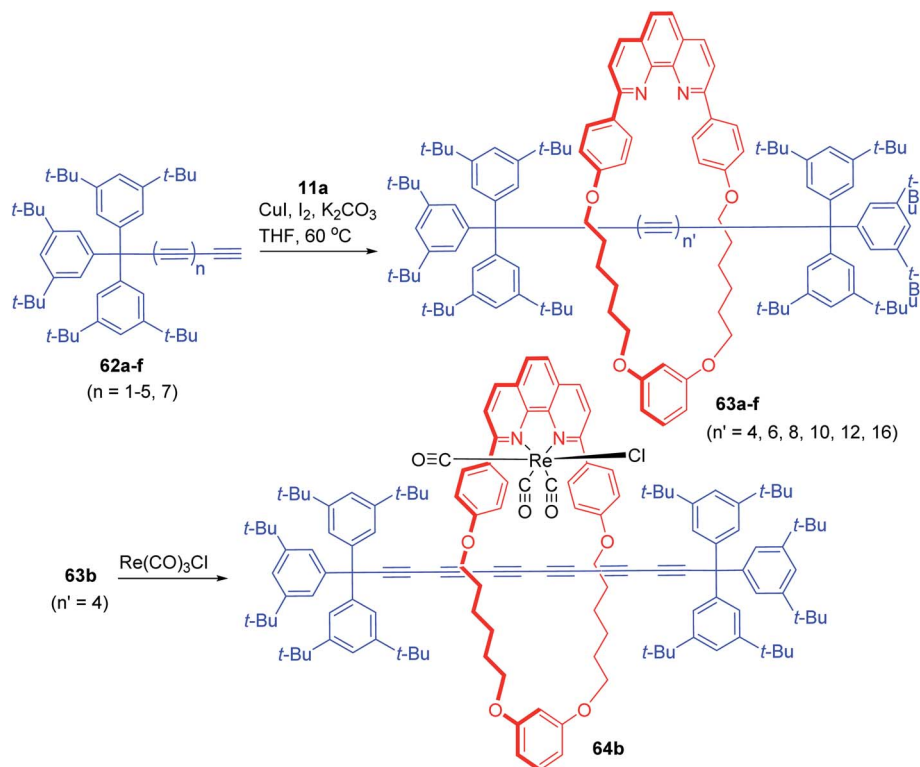
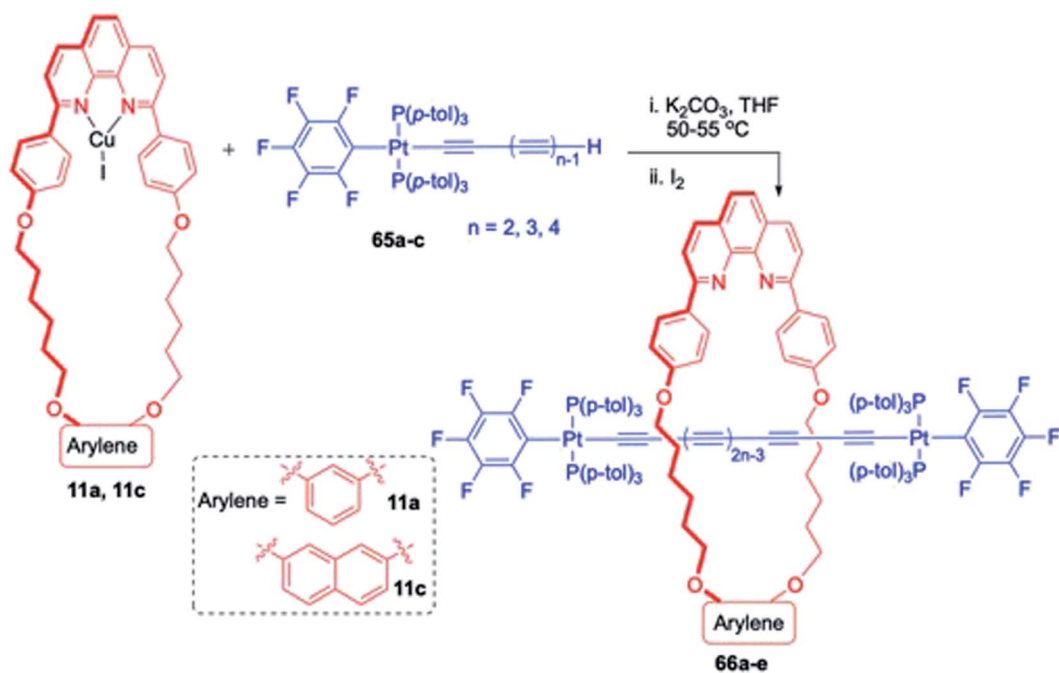
Scheme 19 Synthesis porphyrin based rotaxane using click reaction.<sup>24</sup>

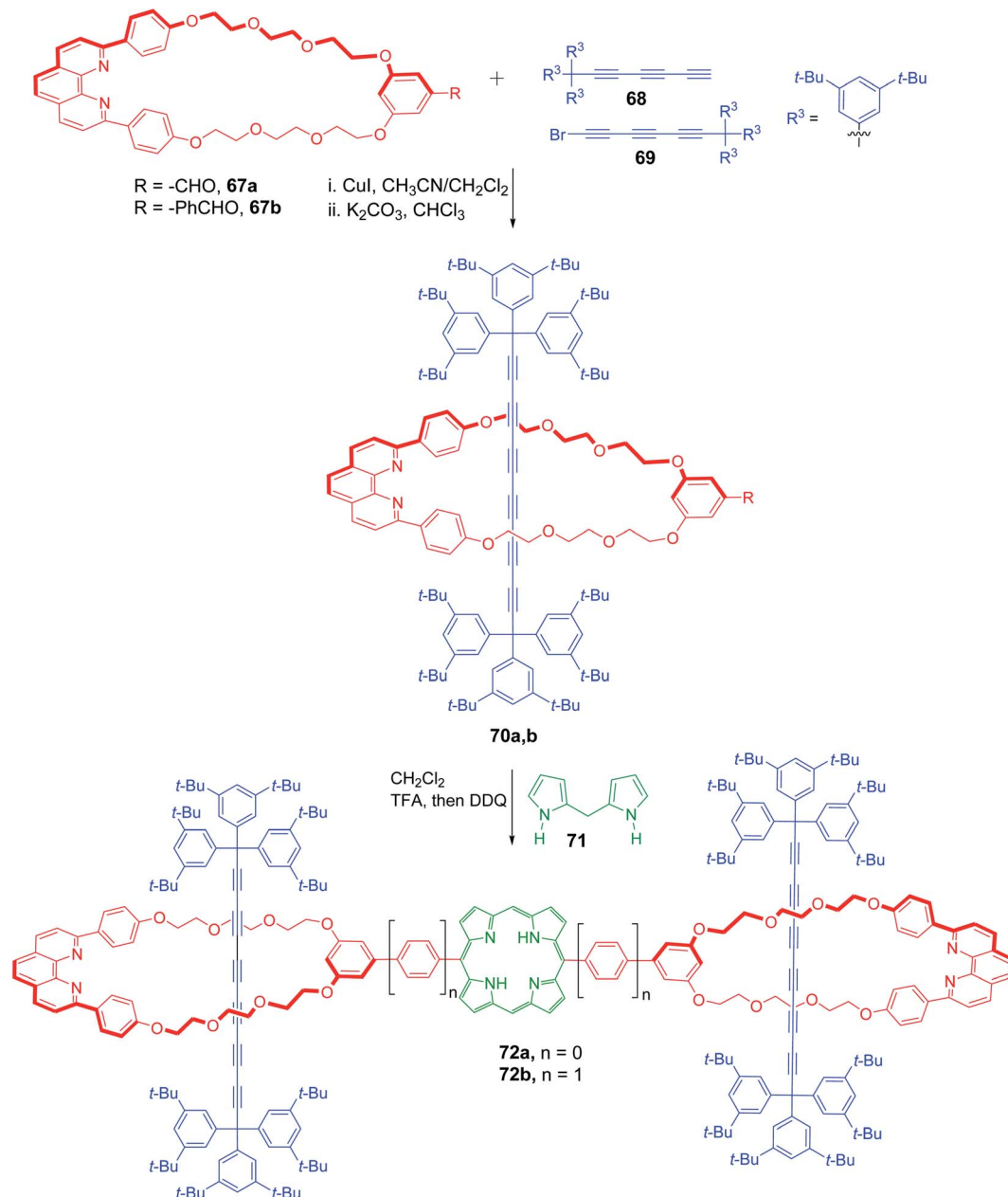
This homochiral rotaxane was further investigated for its optical properties which depicted intense CD signals arising from its axle component placed within a chiral environment.

Another synthesis of a chiral [2]rotaxane was achieved by a totally different strategy (Scheme 15).<sup>20</sup> The reaction of a less symmetric macrocycle **48** with **42b** gave a rotaxane **49** with reduced symmetry. The introduction of a bulky pyrrole functionality into **49** upon treatment with **50** resulted the formation of a planar chiral [2]rotaxane, **51** with hampered shuttling of the ring component. The enantiomers were separated by chiral HPLC. Though the [2]rotaxane was optically stable at rt, the racemization of the [2]rotaxane proceeded at elevated temperature.

Next, focus was shifted towards the synthesis of some structurally related [3]rotaxanes which represent interlocked compounds comprising of three components. The synthesis of [3]rotaxanes, especially those with one ring component and two axle components, has been a challenging issue. It was envisioned that these [3]rotaxanes could be prepared by utilizing the catalytic activity as well as the coordinating ability of the phenanthroline-Cu complex (Scheme 16).<sup>21</sup> Initially, a series of [2]rotaxanes **52a-d** were synthesised using the catalytic ability of the phen-Cu complexes, **11a,b-CuI** in presence of axle components **42b,c**. These [2]rotaxanes in turn were used as templates and their treatment with **15** in presence of copper catalyst generated the respective tetrahedral copper complexes, **53a-d** bearing alkyne functionalities for Huisgen cycloaddition reaction. Treatment of **53a-d** with azide **17** under standardized



Scheme 20 Synthesis of polyynes based [2]rotaxanes.<sup>25</sup>Scheme 21 Synthesis of Pt thread based polyynes [2]rotaxanes.<sup>26</sup>

Scheme 22 Synthesis of porphyrin based [3]rotaxanes.<sup>27</sup>

$\text{CuAAC}$  conditions followed by  $\text{Cu}$  removal furnished the [3]rotaxanes **54a–d** in very good yields.

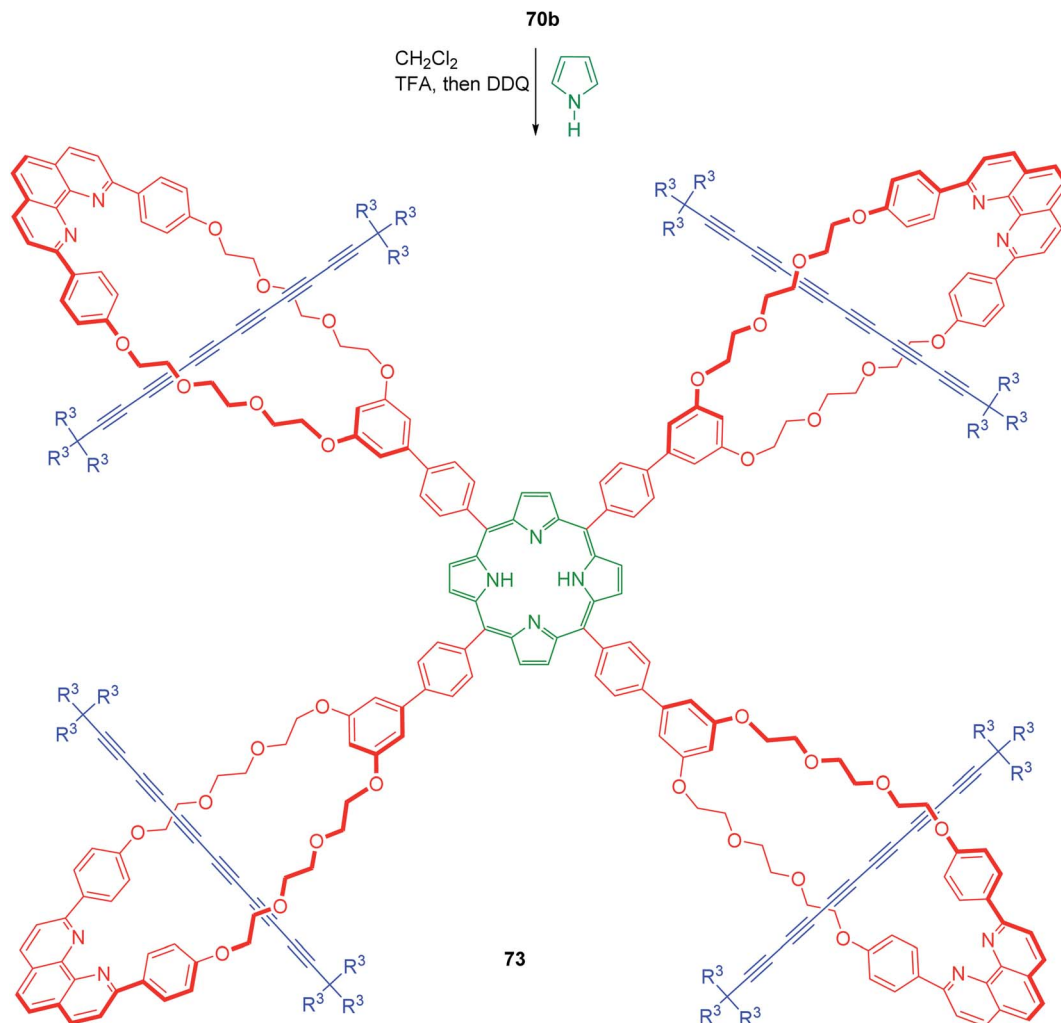
In subsequent variations of this study, similar strategy was used to assemble many [3]rotaxane analogues with subtle variations in the end capping reaction using either azide–alkyne cycloaddition or Williamson ether synthesis.<sup>21</sup>

A sequence-selective synthesis of another class of interlocked compounds, known as rotacatenanes, which possess two macrocyclic components and one axle component was achieved efficiently (Scheme 17).<sup>22</sup> In this synthetic approach, macrocyclic phenanthrolines **55a** and **55b** (synthesized by the Glaser coupling of acyclic compounds) were used as starting materials. The synthesis of [2]rotaxanes **56a** and **56b** was achieved by the

reaction of **55a** and **55b** with **42b**. Next, the coordinating ability of **56a** and **56b** was utilized to introduce the second ring component in each of these [2]rotaxanes to culminate in the synthesis of two rotacatenane isomers **57a** and **57b**.

A twofold threading reaction, either sequentially or simultaneously, was used to deliver the target [3]rotaxanes, **58a–c** by Saito *et al.* (Scheme 18).<sup>23</sup> First threading reaction between the 37 membered macrocyclic component, **11b–CuI** and terminal alkynes **42b–d** with various chain lengths resulted in the synthesis of [2]rotaxanes, as intermediates which underwent the second threading reaction operating inside tandemly to complete the synthesis of [3]rotaxanes **58a–c** in acceptable yields along with smaller quantities of [2]



Scheme 23 Synthesis of a porphyrin based [5]rotaxane.<sup>27</sup>

rotaxane in some of the cases. As far as size of the macrocycle (methylene carbon chain) and the length of methylene units in the axle are concerned, they have an important role to play. With large macrocycle or an axle fragment with elongated methylene chain, synthesis of rotaxane was achieved nicely. However, with smaller macrocyclic complex, or a shorter methylene chain bearing axel fragment, the corresponding [3] rotaxane was not isolated which could be related to smaller cavity leading to increased steric bulk inside the macrocyclic cavity.

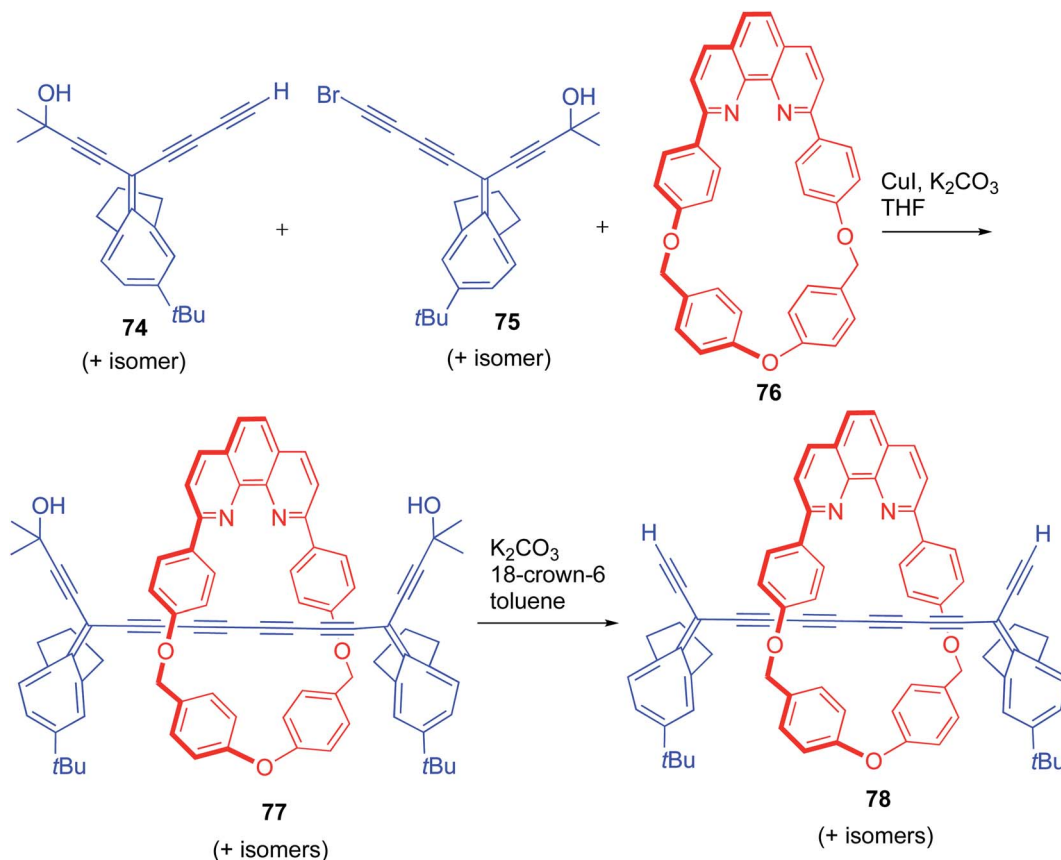
In addition to these above-mentioned examples, Weiss and Hayashi *et al.* also reported a synthesis of a novel porphyrin based rotaxane using a “tandem active metal template” wherein a second metal ion, zinc(II) present in the porphyrin ring (along with the phenanthroline bound Cu) plays an important role in the Huisgen 1,3-dipolar cycloaddition reaction for assembling the final rotaxane (Scheme 19).<sup>24</sup> In this endeavour, zinc

porphyrin macrocycle **59** was *in situ* converted to corresponding copper complex, followed by treatment with azide **30** and alkyne **60** in the presence of diisopropylethylamine (DIPEA). A mixture of rotaxanes containing either copper, zinc, or both was encountered. Sequential removal of copper and zinc with ethylenediaminetetraacetic acid (EDTA) and trifluoroacetic acid (TFA) delivered the metal free rotaxane **61** whose nickel and zinc analogues were synthesized later by metalation with corresponding metal salts.

**2. Polyene/cumulene derived rotaxanes.** Banking on the advances in the synthetic strategies for rotaxanes, Anderson and co-workers have been actively engaged in the synthesis of rotaxanes in which a polyene based axle component bearing bulky terminal groups, is threaded through a phenanthroline based macrocycle (Scheme 20).<sup>25</sup> These rotaxanes with variable number of intervening sp carbon centers have been synthesized *via* slightly modified strategies as applied in case of the





Scheme 24 Synthesis of [2]rotaxane with MAEs.<sup>28</sup>

diynes. Sequential treatment of phenanthroline macrocycle, **11a** with CuI, polyene precursors, **62a-f** and I<sub>2</sub> yielded the polyene rotaxanes, **63a-f**. The coordinating ability of phenanthroline moiety was utilized to synthesize a [2] rotaxane-Re complex, **64b** and the luminescence properties of this complex were studied.

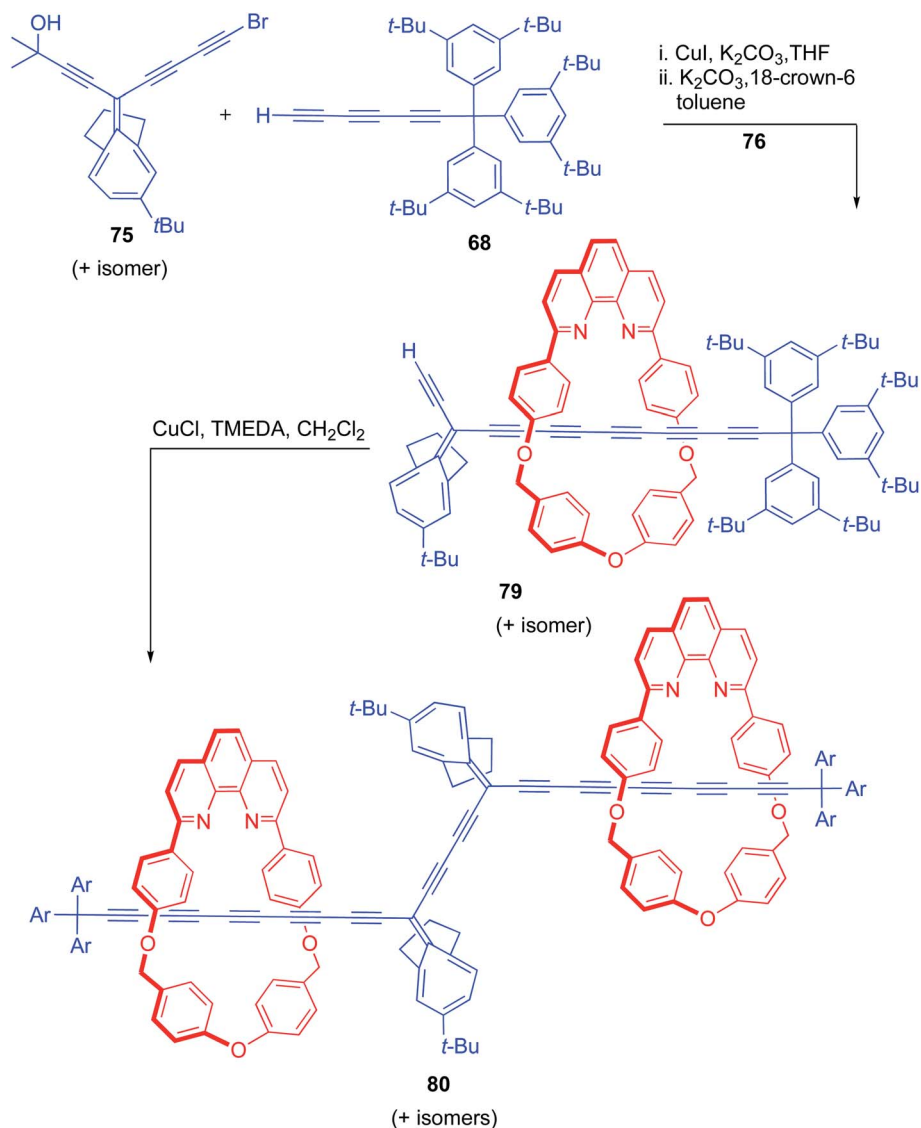
For stabilizing the polyynes, steric protection of sp carbon chain by terminal organometallic bulky end groups and subsequent tailoring into corresponding rotaxanes is one of the prominent strategies. In this direction, Gladysz and co-workers reported the synthesis of new rotaxane wherein the treatment of platinum butadiynyl complexes, **65a-c** with the phenanthroline based macrocyclic copper complexes **11a** or **11c** gave a series of corresponding polyene based rotaxanes, **66a-e** (Scheme 21).<sup>26</sup>

After accomplishing the synthesis of polyene based [2] rotaxanes, Anderson's group next conceptualized the synthesis of some interesting and highly stable cyclocarbons, a class of molecular entities that were studied earlier only in their gas phase. In light of this, synthesis of [5]rotaxane with *p*-phenylene spacers at the meso-positions and the corresponding porphyrin

[3]rotaxanes was achieved (Scheme 22).<sup>27</sup> The synthesis commenced from the phenanthroline based macrocyclic copper complexes bearing aldehyde functionality, **67a,b** which upon Cadiot-Chodkiewicz coupling reaction between two axle components, **68** and **69** delivered the [2]rotaxane aldehydes, **70a,b**. These rotaxanes were further treated with dipyrromethene **71**, TFA, then 2,3-dichloro-5,6-dicyano-*p*-benzoquinone (DDQ) to deliver the porphyrin [3]rotaxane, **72a,b**. In order to achieve the synthesis of [5]rotaxanes, macrocycle **70b** was used which upon treatment with pyrrole furnished **73** (Scheme 23). All these porphyrin based [3]- and [5]rotaxanes were characterized as their respective zinc complexes. The photophysical interactions between the excited states of polyene and porphyrin chromophores were investigated and the absorption spectra of Zn-rotaxane complexes showed that threading causes very little perturbation to the electronic structure of the polyene component chromophores.

Anderson's group reported an interesting strategy for the synthesis of a new class of polyene based [2] and [3]rotaxanes bearing masked alkyne equivalents (MAE) as bulky stoppers which are large enough to prevent the dethreading of



Scheme 25 Synthesis of polyene based [3]rotaxane with protecting groups.<sup>28</sup>

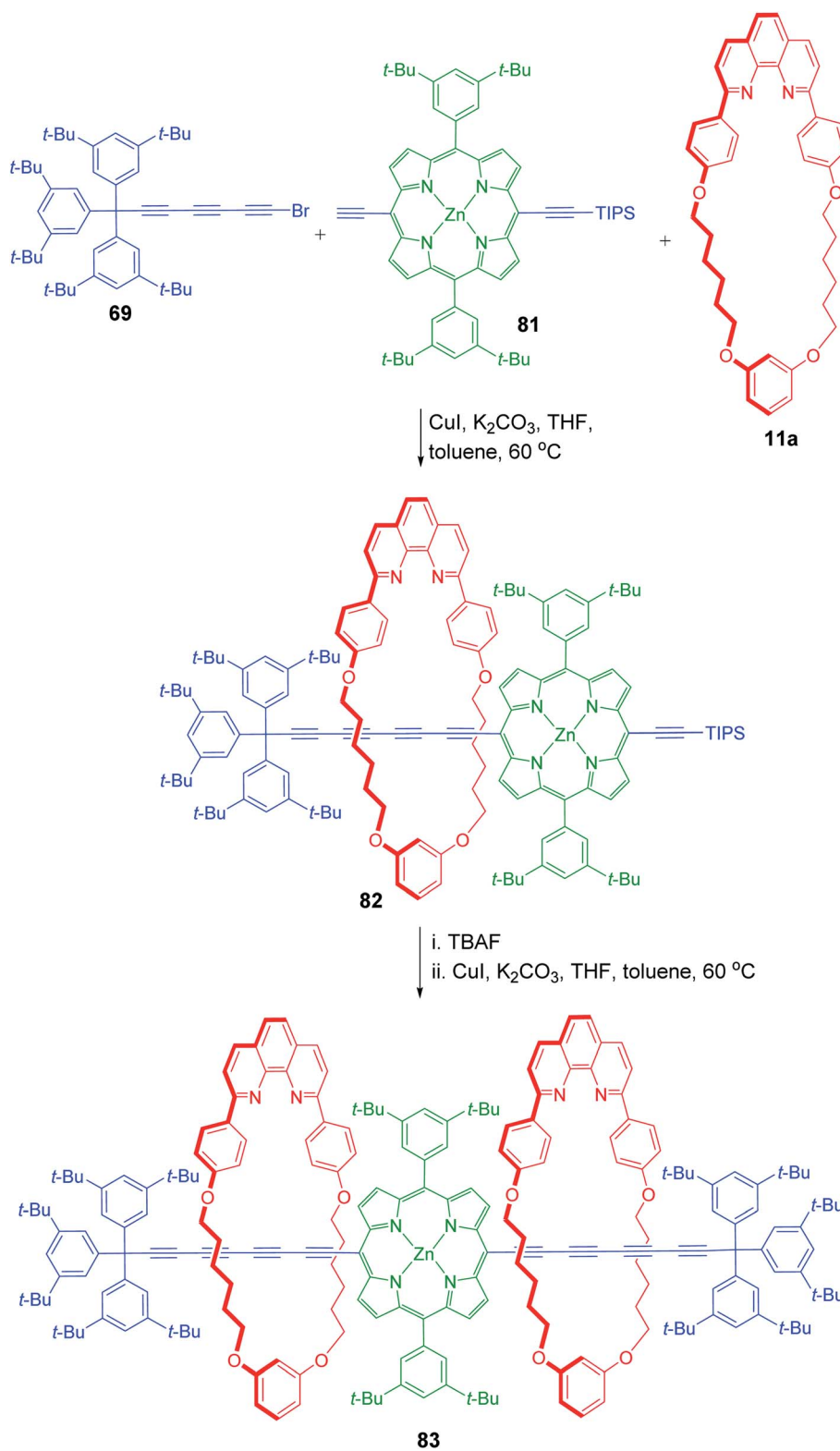
macrocyclic components (Scheme 24).<sup>28</sup> An alkyne, 74 and a bromoalkyne, 75 with MAE were prepared from indane. Cadiot–Chodkiewicz coupling between 74 and 75 proceeded in presence of new macrocycle 76, CuI/K<sub>2</sub>CO<sub>3</sub> and furnished the [2]rotaxane, 77. Subsequent deprotection with K<sub>2</sub>CO<sub>3</sub>/18-crown-6 resulted in the final [2]rotaxane, 78. This [2]rotaxane was the first example of an interlocked compound with masked alkyne as stopper.

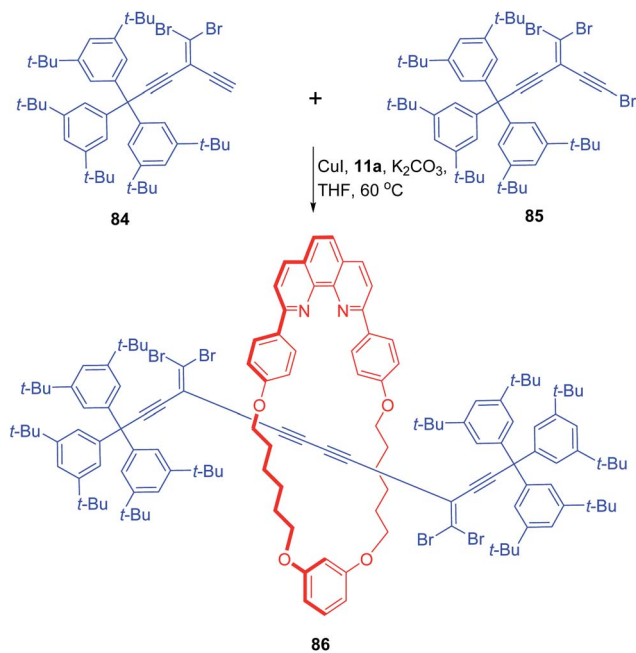
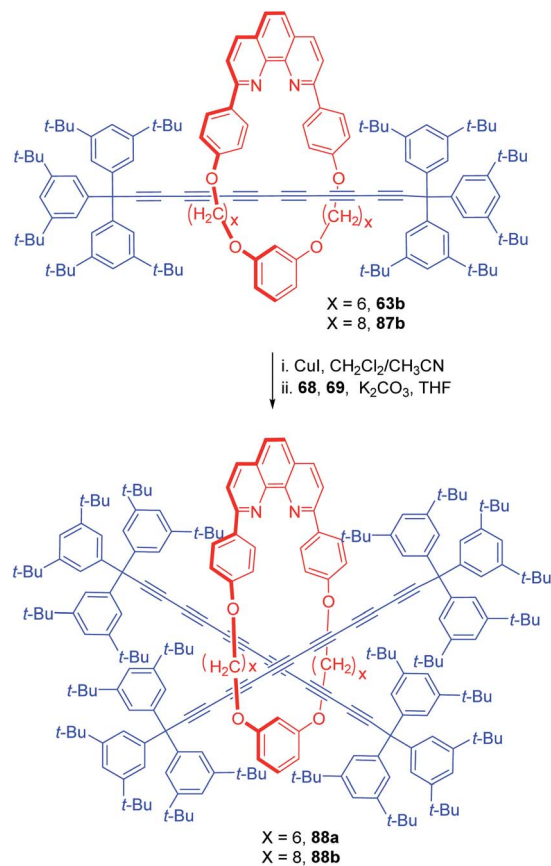
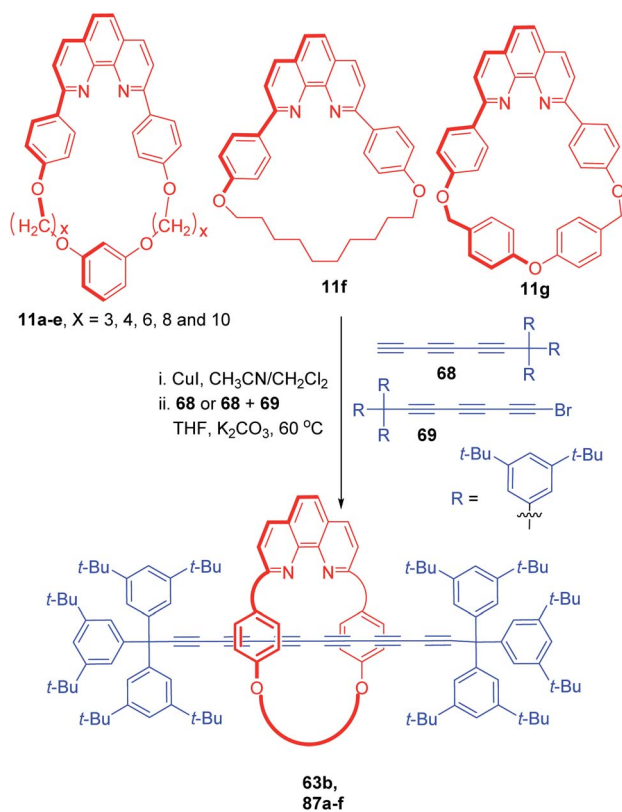
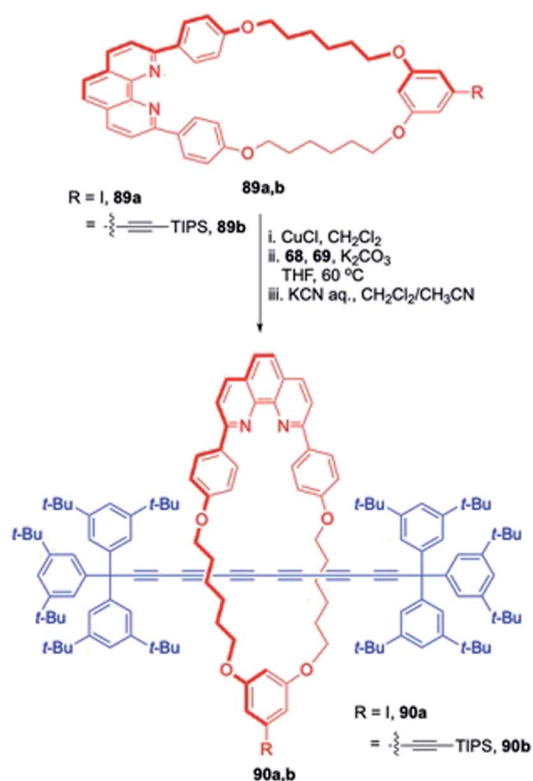
A similar strategy was applied for the synthesis of extended carbyne polyene rotaxanes and in this direction initially an asymmetric [2]rotaxane, having a MAE stopper on one side and a bulky supertrityl stopper on the other side, was accessed using a Cadiot–Chodkiewicz coupling reaction between bromoalkyne 75 and supertrityl triyne 68 in presence of

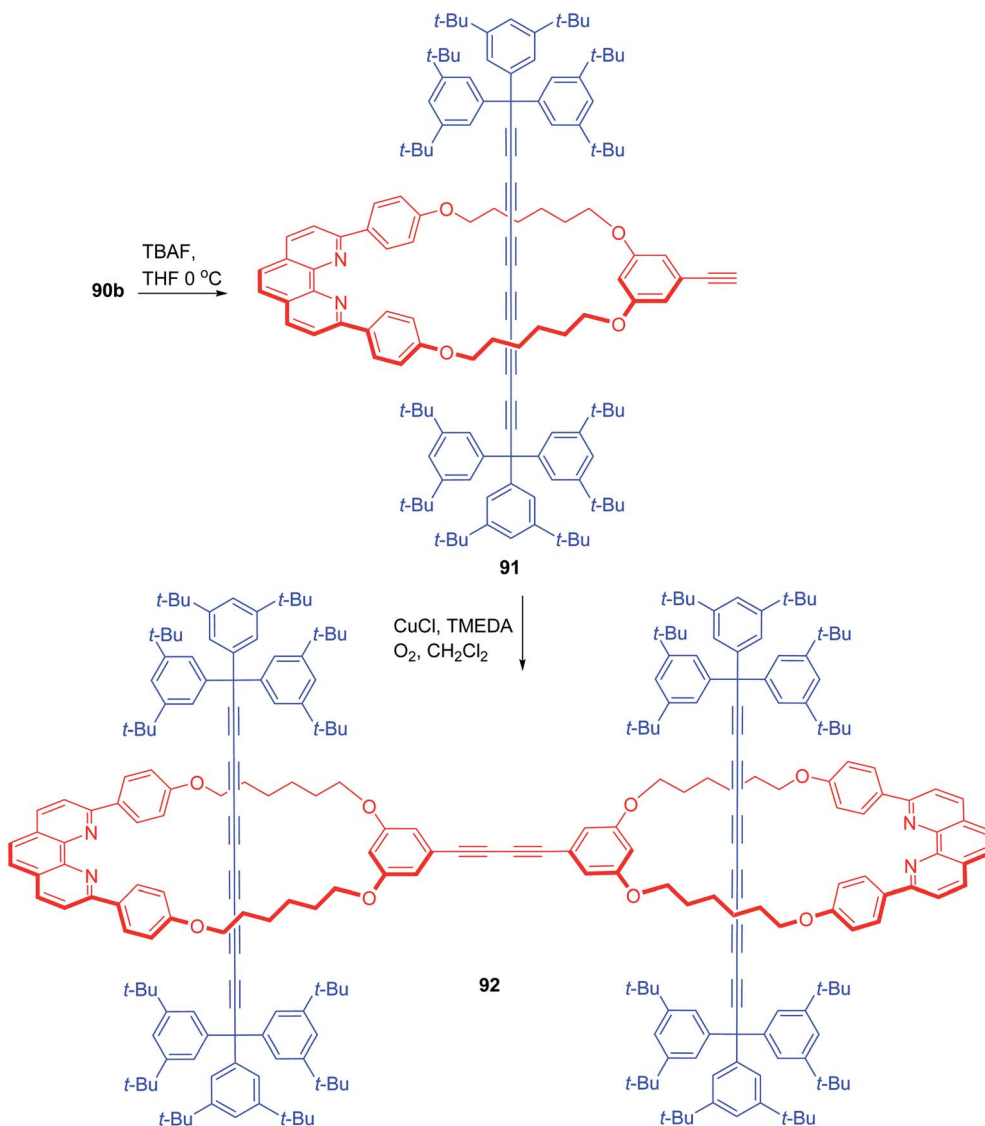
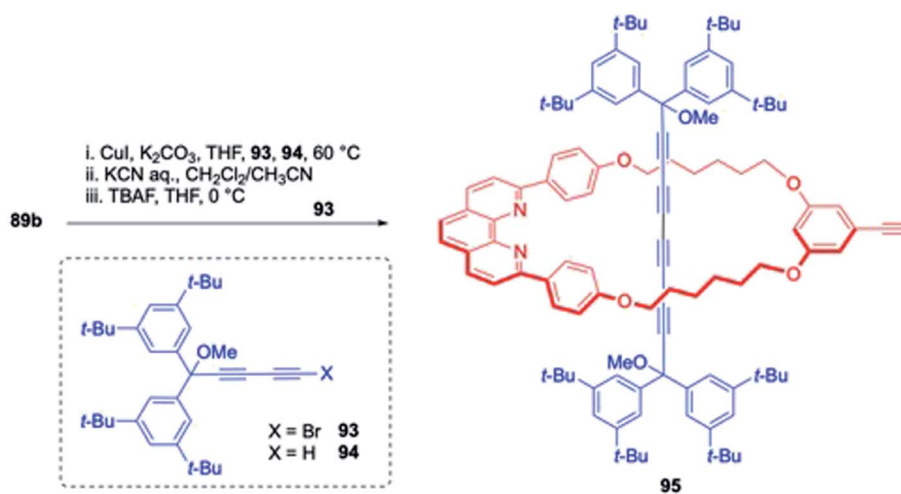
macrocycle 76 (Scheme 25).<sup>28</sup> Removal of the acetonide protecting group under K<sub>2</sub>CO<sub>3</sub>/18-crown-6 reagent combination resulted in the deprotected [2]rotaxane, 79 having a modified axle component. The free acetylene functionality in 79 was efficiently harnessed and an oxidative Glaser homo-coupling, in presence of *N,N,N',N'*-tetramethylethylenediamine (TMEDA) resulted in the MAE protected [3]rotaxane, 80. Subsequent photochemical unmasking of the functionalities relieved the long polyene thread to furnish the corresponding [3]rotaxane which was detected in the final reaction mixture by ESI-MS and UV-visible spectroscopy.

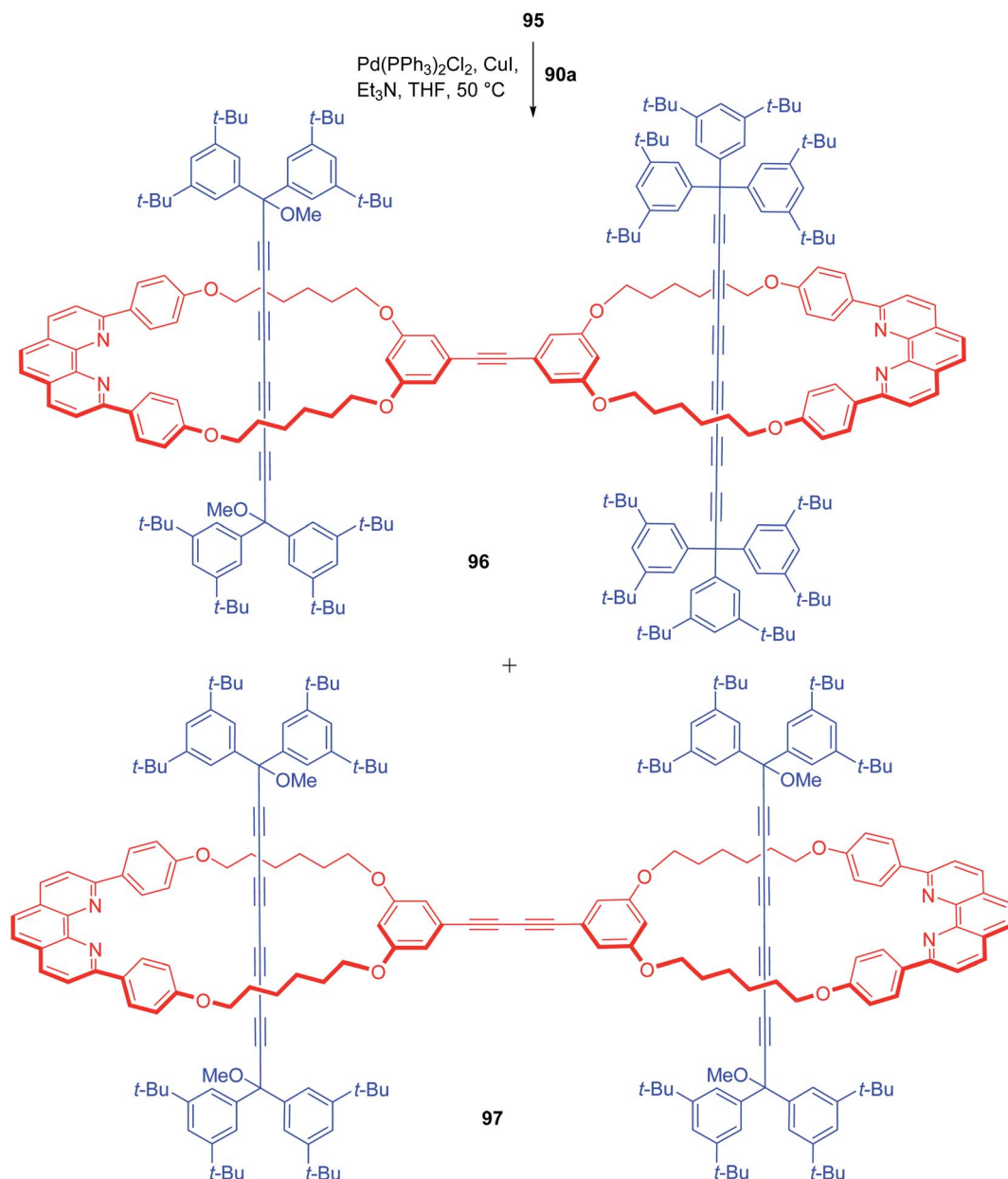
Anderson and Tykwinski reported the synthesis of a new class of porphyrin–polyene hybrid rotaxanes using copper mediated Cadiot–Chodkiewicz cross coupling (Scheme 26).<sup>29</sup>



Scheme 26 Synthesis of complex porphyrin based [3]rotaxane.<sup>29</sup>

Scheme 27 Synthesis of a new polyyne [2]rotaxane.<sup>29</sup>Scheme 29 Synthesis of novel double polyyne [3]rotaxanes.<sup>29</sup>Scheme 28 Synthesis of a series of polyyne [2]rotaxanes.<sup>29</sup>Scheme 30 Synthesis of substituted polyyne [2]rotaxane.<sup>30</sup>

Scheme 31 Synthesis of doubly polyene based [3]rotaxane.<sup>30</sup>Scheme 32 Synthesis of symmetrical polyene based [2]rotaxane.<sup>30</sup>

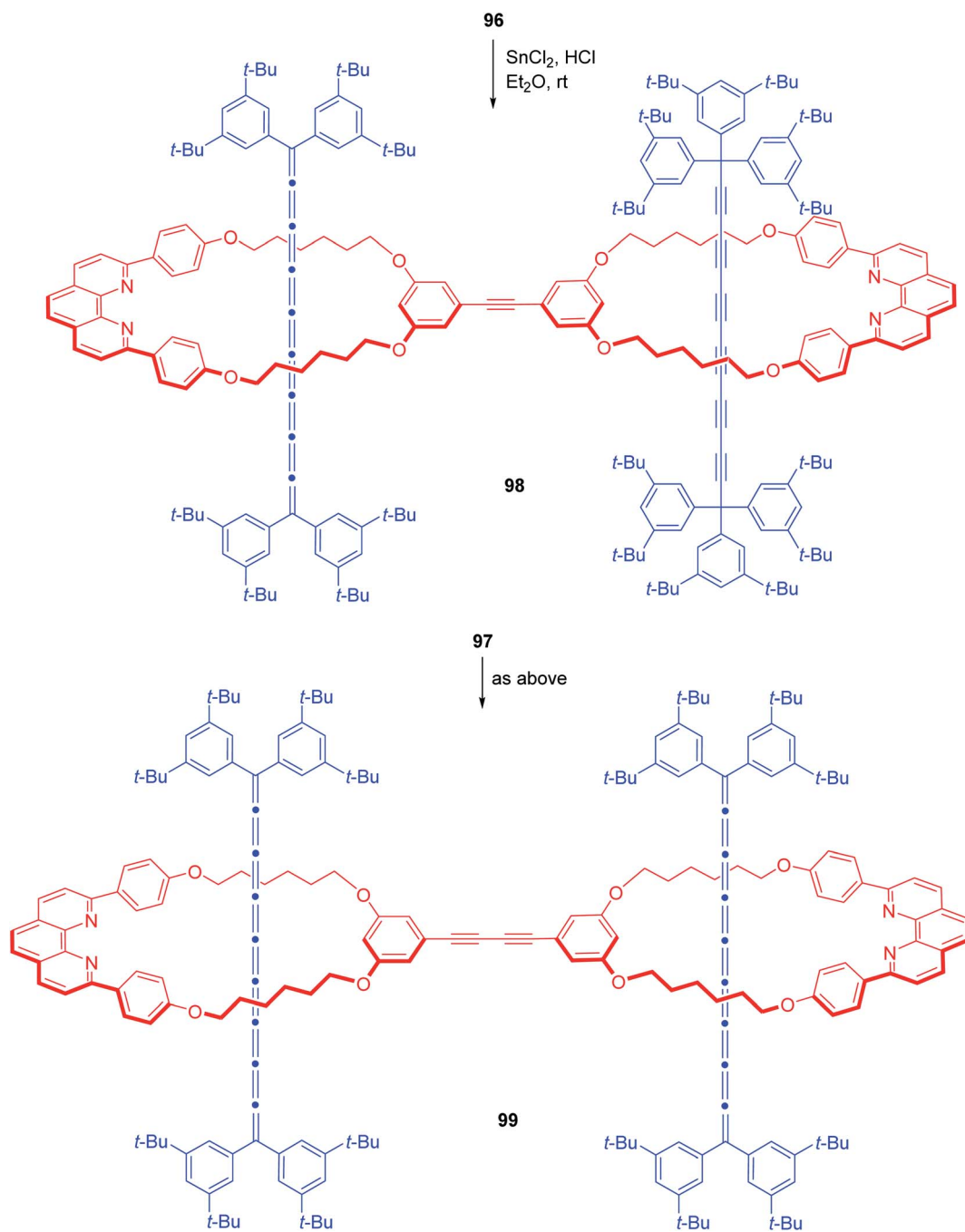


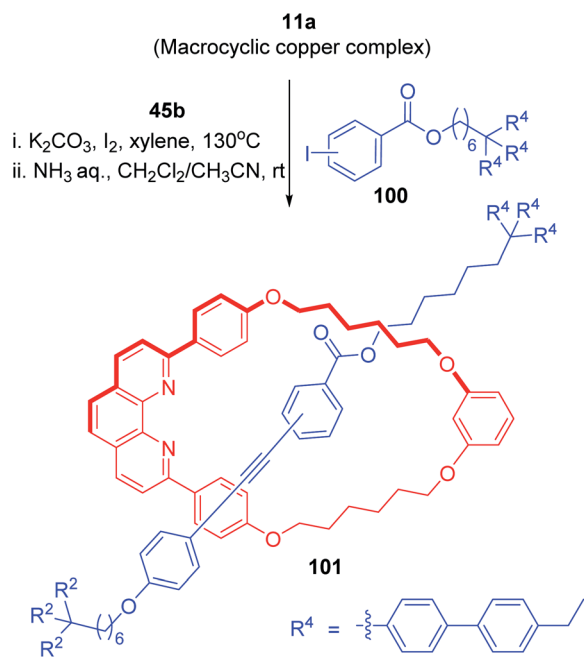
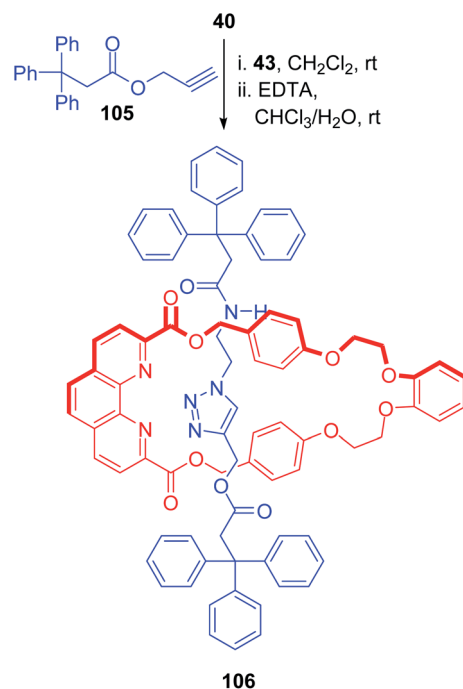
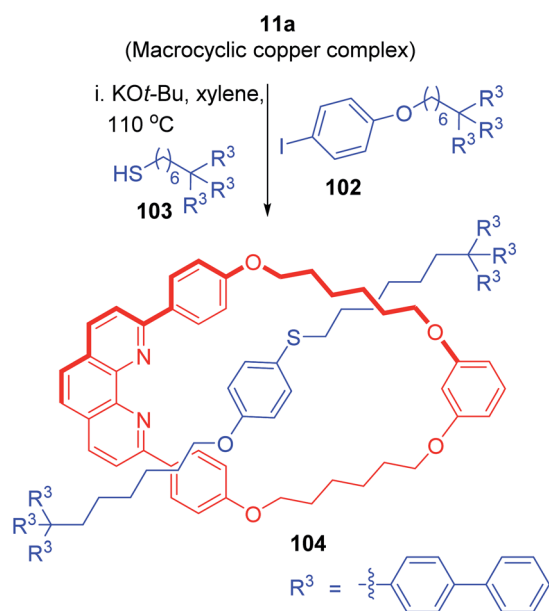
Scheme 33 Synthesis of symmetrical/unsymmetrical polyynes based [3]rotaxanes.<sup>30</sup>

Reaction of substituted porphyrin, **81** with supertrityl bromo-alkyne, **69** in presence of phenanthroline copper complex **11a** furnished the [2]rotaxane **82**. This rotaxane was in turn used as a template for its higher analogue, a [3]rotaxane **83**. The triisopropylsilyl (TIPS) group removal by tetra-*n*-butylammonium fluoride (TBAF) released the terminal alkyne functionality which under similar reaction conditions as those for the first coupling reaction, yielded the porphyrin templated [3]rotaxane **83**.

In another attempt, Anderson and co-workers used masked oligoynes for assembling polyynes in a protected form for rotaxane synthesis (Scheme 27).<sup>29</sup> Polyynes precursors in the form of *gem*-dibromoolefins with supertrityl blocking groups (**84** and **85**) were treated with the macrocyclic copper complex, **11a** which resulted in the formation of required rotaxane **86**. The base mediated conversion of the protected rotaxane **86** to final target polyynes rotaxane under Fritsch–Buttenberg–Wiechell rearrangement did not work and therefore settlement was made for **86**.



Scheme 34 Synthesis of polyene-cumulene hybrid [3]rotaxane.<sup>30</sup>

Scheme 35 Synthesis of a [2]rotaxane by Sonogashira type coupling.<sup>31</sup>Scheme 37 Synthesis of triazole rotaxane.<sup>32</sup>Scheme 36 Synthesis of a [2]rotaxane with thiol axle component.<sup>4</sup>

Another study was directed to synthesize a series of polyene rotaxanes bearing different types of macrocyclic components (**11a–g**, Scheme 28).<sup>29</sup> Triyne axle fragment with supertrityl end groups and bromotriyne derivatives were used as axle precursors. Phenanthroline based macrocycles were subjected to the threading reaction with triynes **68** and **69** under the

standardized cross coupling conditions that yielded a series of hexyne rotaxanes, **63b**, **87a–f** in variable yields.

Hexyne rotaxanes (**63b** and **87b**) with large alkyl bridges were further used as advanced templates for the synthesis of [3] rotaxanes, **88a,b** (Scheme 29).<sup>29</sup> For this purpose, [2]rotaxanes, **63b** and **87b** were treated again with the axle precursor under similar reaction conditions which resulted in the synthesis of [3]rotaxane **88a** and **88b**, although in low yield.

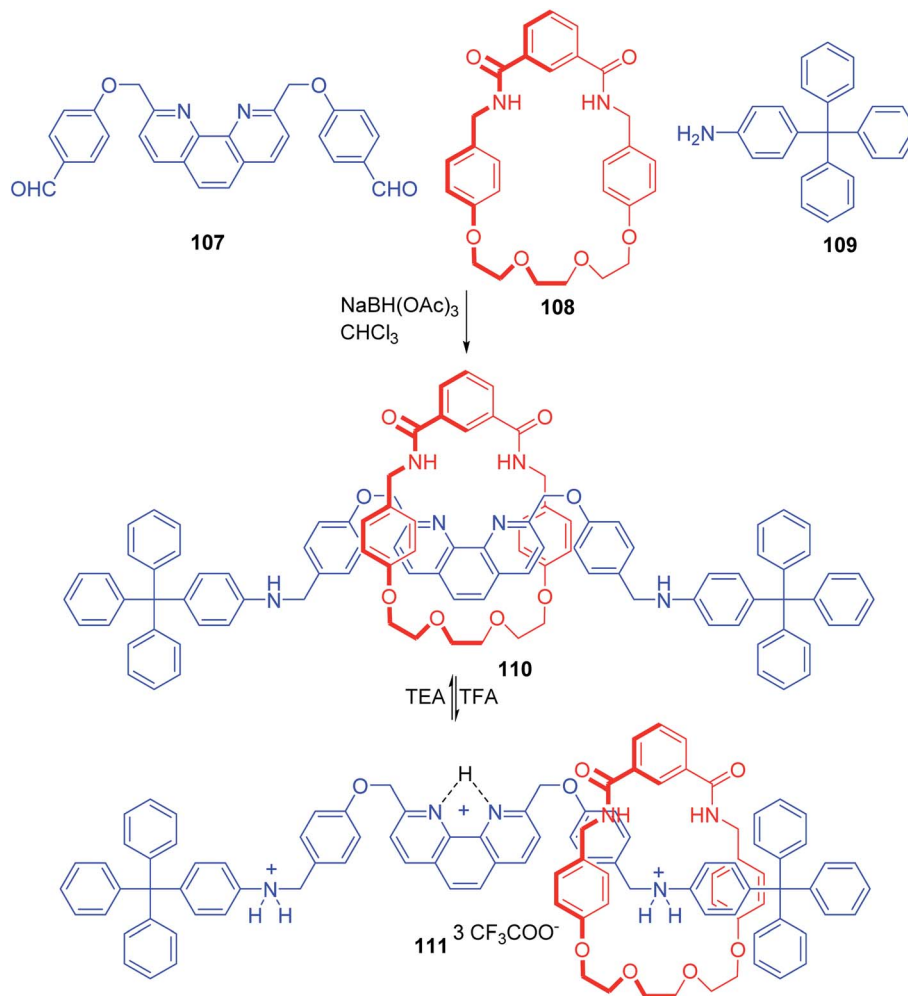
Tykwincki and co-workers delineated an excellent strategy for assembling [2] and [3]rotaxanes with polyene threads (Scheme 30).<sup>30</sup> This synthetic strategy commenced with the synthesis of macrocyclic metal complexes **89a,b** followed by their treatment with acetylene bearing axle precursors (**68** and **69**) under Cadiot–Chodkiewicz reaction conditions to yield rotaxanes, **90a,b** bearing a protected acetylene or iodine functionality for further derivatization.

TBAF mediated silyl deprotection in **90b** exposed the terminal acetylene and yielded **91** (Scheme 31).<sup>30</sup> Hay coupling of this [2]rotaxane, **91** in presence of TMEDA and  $CuCl$  finally furnished the required [3]rotaxane, **92** with two similar axle components threaded through a conjoined macrocyclic component.

Next, it was envisioned to target the synthesis of [3]rotaxanes with mixed axels, one cumulene and another polyene axel component (Scheme 32).<sup>30</sup> In this direction, the known macrocycle with TIPS protected acetylene, **89b** was subjected to Cadiot–Chodkiewicz reaction with acetylene fragments (**93**, **94**)







Scheme 38 Synthesis of [2]rotaxane involving  $\pi$ - $\pi$  stacking and hydrogen bond.<sup>33</sup>

followed by silyl deprotection that delivered the [2]rotaxane, **95** bearing a shorter axel with four contiguous acetylene units.

Sonogashira coupling of **95** with previously accessed [2]rotaxane **90a** bearing iodo functionality resulted in a mixture of cross coupled (**96**) and homocoupled (**97**) products with homocoupled rotaxane as the dominant product (55%, Scheme 33).<sup>30</sup> Finally, treatment of **96** with  $\text{SnCl}_2/\text{HCl}$  completed the synthesis of mixed [3]rotaxane **98**. Similarly, treatment of **97** also furnished the pure cumulene based [3]rotaxane **99** (Scheme 34).<sup>30</sup>

### [C] Synthesis of rotaxanes with miscellaneous axle moieties

In addition to above discussed Glaser and Cadot–Chodkiewicz coupling reactions for the synthesis of diyne and polyene rotaxanes, the catalytic activity of the macrocyclic phenanthroline copper(i) complexes has been utilized to synthesize rotaxanes with different structures of axle components. The Cu-mediated coupling reaction (Sonogashira type reaction) between aryl iodide, **100** and alkyne **45b** in presence of macrocycle **11a** proceeded at elevated temperature and rotaxane **101** was isolated (Scheme 35).<sup>31</sup>

Similarly, a C–S bond forming reaction was utilized to synthesize [2]rotaxane with thiophenol axle (Scheme 36).<sup>4</sup> The important bond-forming reaction between **102** and **103** proceeded selectively inside the macrocyclic complex **11a** to deliver the required rotaxane **104** in robust manner.

Ghosh *et al.* reported the synthesis of a triazole containing [2]rotaxane with a novel phenanthroline based heteroditopic macrocycle bearing ester and ether functionalities (Scheme 37).<sup>32</sup> Treatment of this macrocyclic Cu-complex **40** with the azide and alkyne fragments (**43**, **105**) which act as precursors for the axle component, under metal catalysis triggered the azide–alkyne click reaction resulting in the rotaxane-metal complex. Demetallation with EDTA solution finally delivered the rotaxane **106** in 27% yield.

Muraoka and co-workers reported an efficient synthesis of a phenanthroline based [2]rotaxane by simultaneous induction of hydrogen bonding and  $\pi$ -interaction between the components (Scheme 38).<sup>33</sup> This rotaxane, which incorporates the phenanthroline moiety in its axle component and an isophthalamide derived non-ionic macrocycle, was found to act as a reversible pH-controllable molecular switch. Synthesis of



this rotaxane is straightforward and involves the treatment of the phenanthroline derivative with benzaldehyde moieties, **107** with the macrocyclic component **108** in CDCl<sub>3</sub>. This resulted in a pseudorotaxane intermediate which upon introduction of the stopper, tritylaniline **109** furnished the final [2] rotaxane **110** in 60% yield. Under the influence of excess TFA, protonation of the phenanthroline moiety takes place to deliver **111**. This results in the migration of macrocycle component to protonated aniline site that renders it a potential molecular switch.

## Summary and outlook

Rapid transition from attractive synthetic curiosities to potentially applicable molecular machines, the field of rotaxanes has witnessed extensive growth from last few decades. Many research groups have made quintessential strides that have opened new horizons for further advancements. Variable synthetic approaches for assembling different structural make up and hunt for application oriented designs is what has added diversity to this ever growing domain of material chemistry. Out of many subclasses, phenanthroline based rotaxanes have not only been central to the evolution of this field but are also expected to contribute substantially in attaining new horizons in near future. We hope this review will attract further research interests in this area of phenanthroline derived molecular rotaxanes.

## Conflicts of interest

There are no conflicts to declare.

## Acknowledgements

This work was supported by JSPS KAKENHI Grant Number JP19K05442 and The Science Research Promotion Fund.

## Notes and references

- For selected reviews on interlocked compounds, see: (a) C. O. Dietrich-Buchecker and J.-P. Sauvage, *Chem. Rev.*, 1987, **87**, 795; (b) J.-P. Sauvage, *Acc. Chem. Res.*, 1990, **23**, 319; (c) R. Hoss and F. Vögtle, *Angew. Chem., Int. Ed.*, 1994, **33**, 375; (d) D. B. Amabilino and J. F. Stoddart, *Chem. Rev.*, 1995, **95**, 2725; (e) R. Jäger and F. Vögtle, *Angew. Chem., Int. Ed.*, 1997, **36**, 930; (f) S. A. Nepogodiev and J. F. Stoddart, *Chem. Rev.*, 1998, **98**, 1959; (g) J.-P. Sauvage, *Acc. Chem. Res.*, 1998, **31**, 611; (h) F. M. Raymo and J. F. Stoddart, *Chem. Rev.*, 1999, **99**, 1643; (i) C. A. Schalley, K. Beizai and F. Vögtle, *Acc. Chem. Res.*, 2001, **34**, 465; (j) H. Tian and Q.-C. Wang, *Chem. Soc. Rev.*, 2006, **35**, 361; (k) J. D. Crowley, S. M. Goldup, A.-L. Lee, D. A. Leigh and R. T. McBurney, *Chem. Soc. Rev.*, 2009, **38**, 1530; (l) K. D. Hänni and D. A. Leigh, *Chem. Soc. Rev.*, 2010, **39**, 1240; (m) J. E. Beves, B. A. Blight, C. J. Campbell, D. A. Leigh and R. T. McBurney, *Angew. Chem., Int. Ed.*, 2011, **50**, 9260; (n) E. A. Neal and S. M. Goldup, *Chem. Commun.*, 2014, **50**, 5128; (o) M. Xue, Y. Yang, X. Chi, X. Yan and F. Huang, *Chem. Rev.*, 2015, **115**, 7398; (p) J. E. M. Lewis, M. Galli and S. M. Goldup, *Chem. Commun.*, 2017, **53**, 298; (q) F. Niess, V. Duplan and J.-P. Sauvage, *Chem. Lett.*, 2014, **43**, 964; (r) M. Denis and S. M. Goldup, *Nat. Rev. Chem.*, 2017, **01**, 0061; (s) P. R. McGonigal, *Supramol. Chem.*, 2018, **30**, 782; (t) H.-Y. Zhou, Q.-S. Zong, Y. Han and C.-F. Chen, *Chem. Commun.*, 2020, **56**, 9916.
- For selected books on interlocked compounds, see: (a) G. Schill, *Catenanes, Rotaxanes and Knots*; Academic Press, New York, 1971; (b) *Molecular Catenanes, Rotaxanes and Knots*, ed. J. P. Sauvage and C. Dietrich-Buchecker, Wiley-VCH, New York, 1999; (c) C. J. Bruns and J. F. Stoddart, *The Nature of the Mechanical Bond: From Molecules to Machines*, John Wiley & Sons, 2016.
- V. Aucagne, K. D. Hänni, D. A. Leigh, P. J. Lusby and D. B. Walker, *J. Am. Chem. Soc.*, 2006, **128**, 2186.
- S. Saito, E. Takahashi and K. Nakazono, *Org. Lett.*, 2006, **8**, 5133.
- C. Dietrich-Buchecker and J.-P. Sauvage, *J. Am. Chem. Soc.*, 1984, **106**, 3043; *Angew. Chem., Int. Ed.*, 1989, **28**, 189.
- C. O. Dietrich-Buchecker and J.-P. Sauvage, *Tetrahedron Lett.*, 1983, **24**, 5095.
- C. Wu, P. R. Lecavalier, Y. X. Shen and H. W. Gibson, *Chem. Mater.*, 1991, **3**, 569.
- J.-P. Chambron, V. Heitz and J.-P. Sauvage, *J. Chem. Soc., Chem. Commun.*, 1992, 1131.
- S. Saito, E. Takahashi, K. Wakatsuki, K. Inoue, T. Orikasa, K. Sakai, R. Yamasaki, Y. Mutoh and T. Kasama, *J. Org. Chem.*, 2013, **78**, 3553.
- R. Hayashi, Y. Mutoh, T. Kasama and S. Saito, *J. Org. Chem.*, 2015, **80**, 7536.
- E. Coronado, P. Gaviña, J. Ponce and S. Tatay, *Org. Biomol. Chem.*, 2014, **12**, 7572.
- A. Coskun, M. Hmadeh, G. Barin, F. Gündara, Q. Li, E. Choi, N. L. Strutt, D. B. Cordes, A. M. Z. Slawin, J. F. Stoddart, J.-P. Sauvage and O. M. Yaghi, *Angew. Chem., Int. Ed.*, 2012, **51**, 2160.
- Y. Trolez, A. D. Finke, F. Silvestri, F. Monti, B. Ventura, C. Boudon, J.-P. Gisselbrecht, W. B. Schweizer, J.-P. Sauvage, N. Armaroli and F. Diederich, *Chem.-Eur. J.*, 2018, **24**, 10422.
- A. Joosten, Y. Trolez, J.-P. Collin, V. Heitz and J.-P. Sauvage, *J. Am. Chem. Soc.*, 2012, **134**, 1802.
- C. Roche, J.-P. Sauvage, A. Sour and N. L. Strutt, *New J. Chem.*, 2011, **35**, 2820.
- M. Nandi, S. Bej, S. Bhunia and P. Ghosh, *ChemElectroChem*, 2020, **7**, 1038.
- (a) S. Saito, *J. Inclusion Phenom. Macrocyclic Chem.*, 2015, **82**, 437; (b) Y. Yamazaki, Y. Mutoh and S. Saito, *Chem. Lett.*, 2017, **46**, 904.
- S. Saito, T. Ohkubo, Y. Yamazaki, T. Yokoyama, Y. Mutoh, R. Yamasaki and T. Kasama, *Bull. Chem. Soc. Jpn.*, 2015, **88**, 1323.
- S. Saito, Y. Hirano, Y. Mutoh and T. Kasama, *Chem. Lett.*, 2015, **44**, 1509.



- 20 (a) Y. Matsuoka, Y. Mutoh, I. Azumaya, S. Kikkawa, T. Kasama and S. Saito, *J. Org. Chem.*, 2016, **81**, 3479; (b) Y. Mochizuki, K. Ikeyatsu, Y. Mutoh, S. Hosoya and S. Saito, *Org. Lett.*, 2017, **19**, 4347.
- 21 R. Hayashi, Y. Mutoh, T. Kasama and S. Saito, *J. Org. Chem.*, 2015, **81**, 7536.
- 22 R. Hayashi, P. Slavík, Y. Mutoh, T. Kasama and S. Saito, *J. Org. Chem.*, 2016, **81**, 1175.
- 23 Y. Yamashita, Y. Mutoh, R. Yamasaki, T. Kasama and S. Saito, *Chem. - Eur. J.*, 2015, **21**, 2139.
- 24 Y. Miyazaki, C. Kahlfuss, A. Ogawa, T. Matsumoto, J. A. Wytko, K. Oohora, T. Hayashi and J. Weiss, *Chem. - Eur. J.*, 2017, **23**, 13579.
- 25 L. D. Movsisyan, D. V. Kondratuk, M. Franz, A. L. Thompson, R. R. Tykwinski and H. L. Anderson, *Org. Lett.*, 2012, **14**, 3424.
- 26 (a) N. Weisbach, Z. Baranová, S. Gauthier, J. H. Reibenspies and J. A. Gladysz, *Chem. Commun.*, 2012, **48**, 7562; (b) H. Amini, Z. Baranova, N. Weisbach, S. Gauthier, N. Bhuvanesh, J. H. Reibenspies and J. A. Gladysz, *Chem. - Eur. J.*, 2019, **25**, 15896.
- 27 D. R. Kohn, L. D. Movsisyan, A. L. Thompson and H. L. Anderson, *Org. Lett.*, 2017, **19**, 348.
- 28 P. Gawel, S. L. Woltering, Y. Xiong, K. E. Christensen and H. L. Anderson, *Angew. Chem., Int. Ed.*, 2021, **60**, 5941.
- 29 L. D. Movsisyan, M. Franz, F. Hampel, A. L. Thompson, R. R. Tykwinski and H. L. Anderson, *J. Am. Chem. Soc.*, 2016, **138**, 1366.
- 30 M. Franz, J. A. Januszewski, F. Hampel and R. R. Tykwinski, *Eur. J. Org. Chem.*, 2019, 3503.
- 31 K. Ugajin, E. Takahashi, R. Yamasaki, Y. Mutoh, T. Kasama and S. Saito, *Org. Lett.*, 2013, **15**, 2684.
- 32 M. Nandi, S. Bej, T. K. Ghosh and P. Ghosh, *Chem. Commun.*, 2019, **55**, 3085.
- 33 M. Muraoka, K. Aoyama, S. Fujihara, R. Yamane, I. Hisaki, M. Miyata, M. Murata and Y. Nakatsuji, *Symmetry*, 2019, **11**, 1137.

