



 Cite this: *RSC Adv.*, 2022, 12, 9519

 Received 27th February 2022
 Accepted 21st March 2022

DOI: 10.1039/d2ra01315k

rsc.li/rsc-advances

Highly efficient construction of an oxa-[3.2.1]octane-embedded 5–7–6 tricyclic carbon skeleton and ring-opening of the bridged ring *via* C–O bond cleavage†‡

 Yi Cui, Jiayuan Lv, Tianhang Song, Jun Ren and Zhongwen Wang *

We report herein a highly efficient strategy for construction of a bridged oxa-[3.2.1]octane-embedded 5–7–6 tricyclic carbon skeleton through [3 + 2] IMCC (intramolecular [3 + 2] cross-cycloaddition), and the substituents and/or stereochemistries on C-4, C-6, C-7 and C-10 fully match those in the rhamnofolane, tiglane and daphnane diterpenoids. Furthermore, ring-opening of the bridged oxa-[3.2.1]octane *via* C–O bond cleavage was also successfully achieved.

Rhamnofolane, tiglane, and daphnane are three families of diterpenoids displaying a broad range of biological activities such as antiviral, anticancer, anti-HIV, immunomodulatory and neurotrophic activities.¹ Three representative members are neoglabrescin A² and curcusones I/J.³ The unique structural features of these three compounds include a 5–7–6 tricyclic carbon skeleton with a *trans*-fused 5–7 bicyclic skeleton, a 4,7-bridged oxa-[3.2.1]octane skeleton and a methylene (methyl) group at C-6 (Fig. 1). Some other related natural products include crotophorbolone,⁴ phorbol,⁵ prostratin,⁶ resiniferatoxin⁷ and curcusone A.⁸

Due to their remarkable biological activities and unique and complex structures, these types of diterpenoids have drawn considerable attention from organic chemists, and many creative strategies have been developed for construction of the 5–7–6 tricycles with desirable substituents and stereochemistries on C-4, C-6, C-7 and C-10.⁹ Dai *et al.* reported the total syntheses of curcusones I and J by using an intramolecular Au-catalysed [4 + 3] cycloaddition for construction of the oxa-[3.2.1]octane-embedded 5–7-fused carbon skeleton and Diels–Alder [4 + 2] cycloaddition for construction of the additional 6-membered carbocycle (Scheme 1).^{10a} Some other natural products have been reported by the groups of Wender (phorbol, resiniferatoxin and prostratin),¹¹ Cha (phorbol),¹² Baran (phorbol),¹³ Xu/Li (prostratin),¹⁴ Liu

(crotophorbolone),¹⁵ Inoue (crotophorbolone, resiniferatoxin, prostratin and related molecules)¹⁶ and Dai/Adibekian (curcusones A–D).^{10b} The groups of West^{9c} and Maimone^{9h} have reported attempts toward the total syntheses of related molecules through construction of a 4,7-bridged oxa-[3.2.1]octane skeleton respectively (Scheme 2).

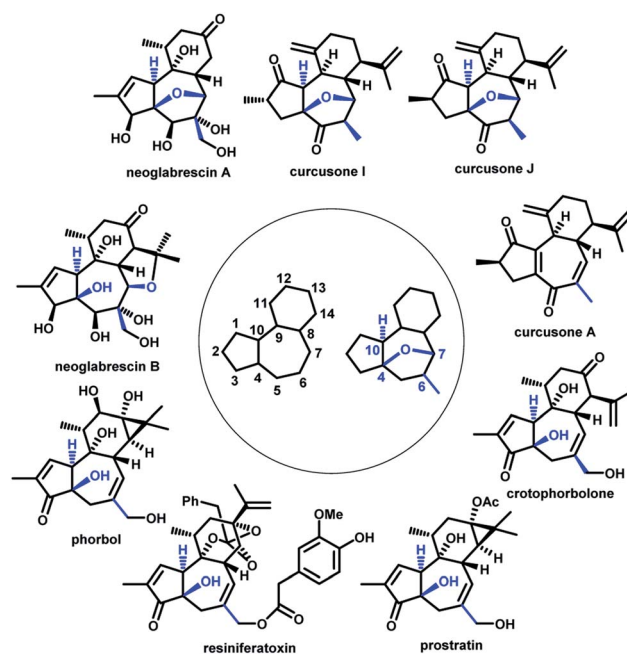


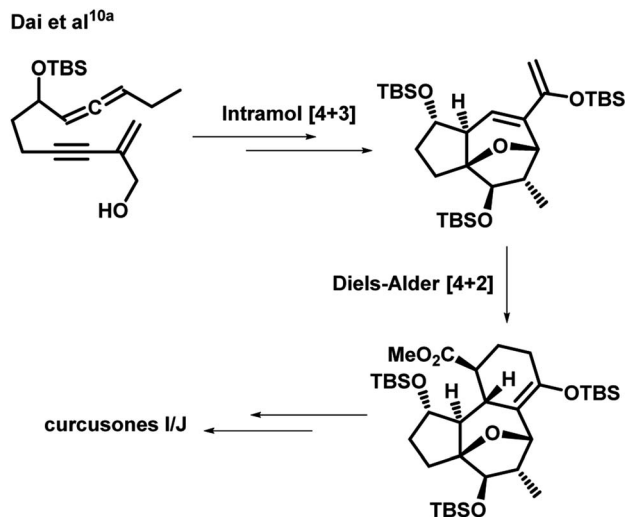
Fig. 1 Representative rhamnofolane/tiglane/daphnane diterpenes with a *trans*-fused 5–7 bicyclic skeleton, a 4,7-bridged oxa-[3.2.1]octane skeleton (corresponding structures with a ring-opening of the oxa-[3.2.1]octane *via* C–O cleavage) and a methylene (methyl) group at C-6.

State Key Laboratory and Institute of Elemento-Organic Chemistry, College of Chemistry, Nankai University, Tianjin 300071, PR China. E-mail: wzwrj@nankai.edu.cn

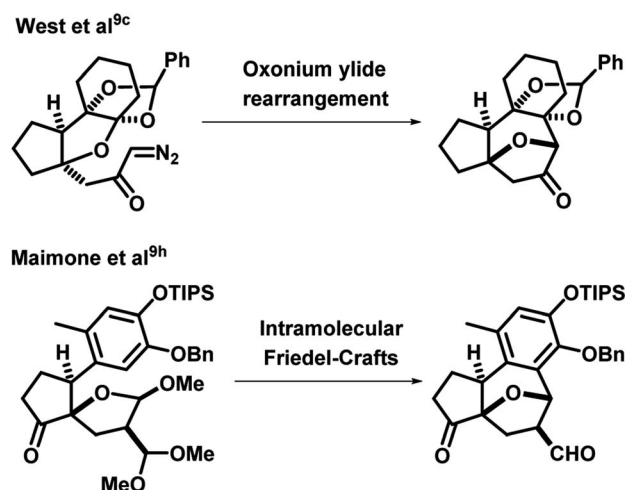
† Dedicated to the 60th Anniversary of Institute of Elemento-Organic Chemistry of Nankai University.

‡ Electronic supplementary information (ESI) available: Experimental details, DFT calculations, NMR spectra and X-ray crystal structure and data. CCDC 2110705. For ESI and crystallographic data in CIF or other electronic format see DOI: 10.1039/d2ra01315k



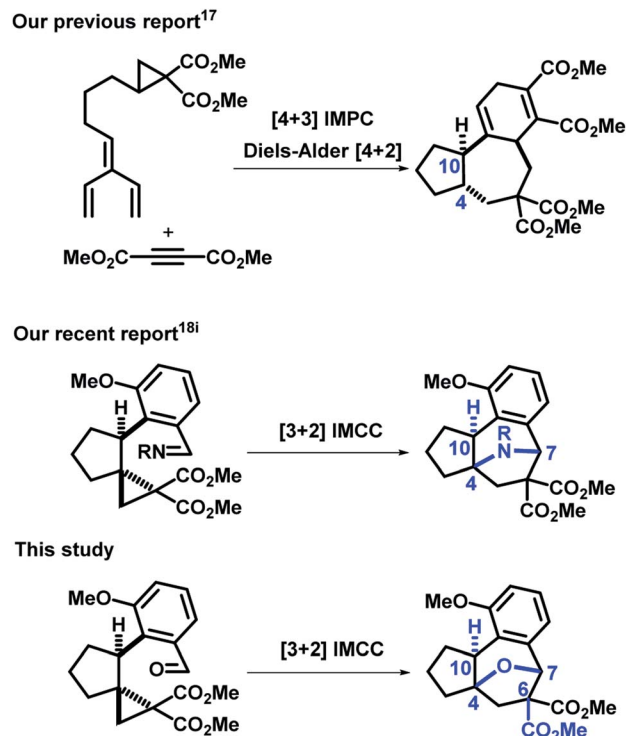


Scheme 1 Representative total syntheses of rhamnofolane/tiglane/daphnane diterpenes containing a 5–7–6 tricyclic carbon skeleton with a *trans*-fused 5–7 bicyclic skeleton and a 4,7-bridged oxa-[3.2.1]octane skeleton.



Scheme 2 Representative synthetic strategies for construction of a bridged oxa-[3.2.1]octane-embedded 5–7–6 tricyclic carbon skeleton with desirable substituents and stereochemistries.

We have previously reported a highly efficient construction of 5–7–6 tricyclic carbon skeleton with an intramolecular [4 + 3] IMPC (intramolecular [4 + 3] parallel-cycloaddition) of cyclopropane with dendralene/Diels–Alder [4 + 2] cycloaddition strategy.¹⁷ With this strategy, the fused 5–7 bicycle was efficiently constructed which matched the *trans*-stereochemistry, however a C-4 oxygen atom was not be direct. Following our previously developed [3 + 2] IMCC strategy,^{18a–h} we have recently reported a novel and efficient construction of a bridged aza-[3.2.1]octane-embedded 5–7–6 tricyclic carbon skeleton with desirable substituents and stereochemistries



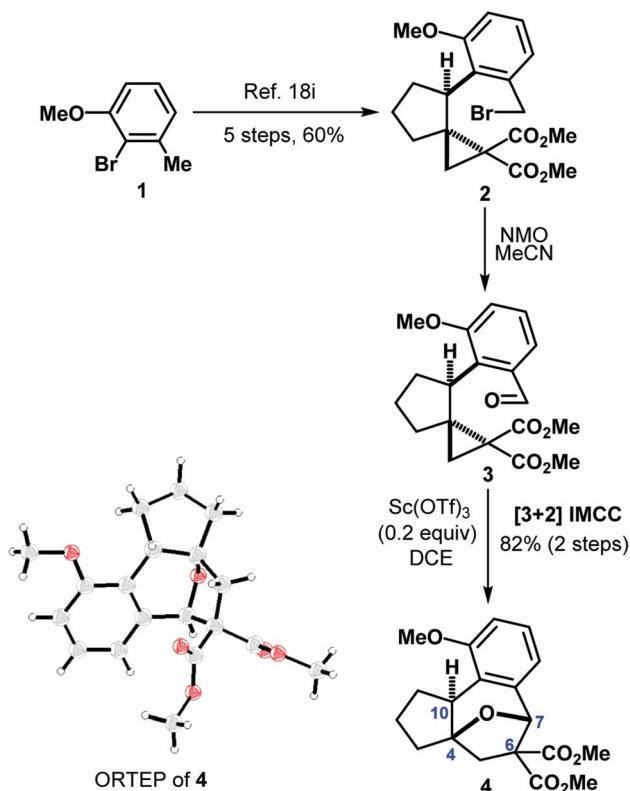
Scheme 3 Proposed [3 + 2] IMCC strategy for construction of the bridged oxa-[3.2.1]octane-embedded 5–7–6 tricycle with suitable substituents and stereochemistries on C-4, C-6, C-7 and C-10.

toward total syntheses of calyciphylline D-type *Daphniphyllum* alkaloids (Scheme 3).¹⁸ⁱ Herein, we report the application of the [3 + 2] IMCC strategy for efficient construction of the bridged oxa-[3.2.1]octane-embedded 5–7–6 tricycle with stereochemistries on C-4, C-7 and C-10, as well as a methylene (methyl) group at C-6 matching those in neoglabrescin A, curcusones I/J and related rhamnofolane/tiglane/daphnane diterpenes.

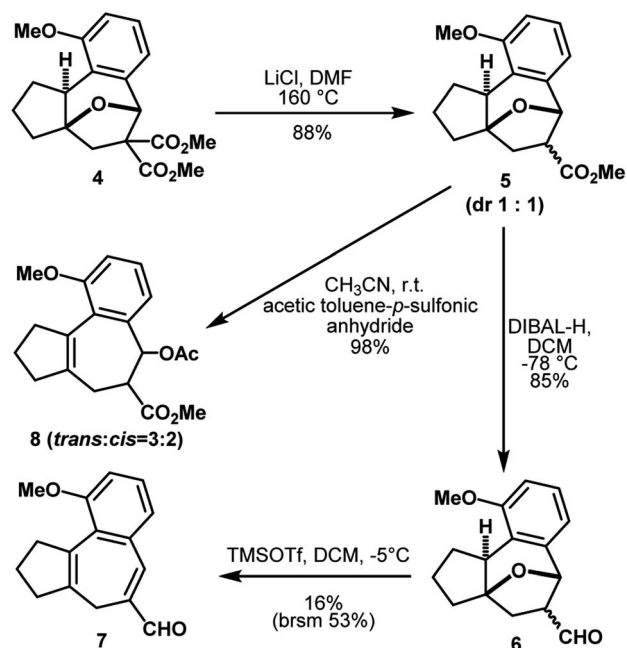
We started the research from benzyl bromide **2** which was prepared from a known compound **1** according to our recently reported method (Scheme 4).¹⁸ⁱ Compound **2** was then oxidized with NMO to afford aldehyde **3** which was used directly in the next step without further purification. Under catalysis of Sc(OTf)₃ (0.2 equiv.), the [3 + 2] IMCC of aldehyde **3** was successfully carried out to afford compound **4** in 82% yield over two steps. The structure of **4** was confirmed by X-ray crystal structure analysis.¹⁹ Hereto, the bridged oxa-[3.2.1]octane-embedded 5–7–6 tricycle have been successfully constructed, the substituents and stereochemistries on C-4, C-6, C-7 and C-10 fully match those in the corresponding natural products.

With compound **4** in hand, we started to investigate the ring-opening of the bridged oxa-[3.2.1]octane *via* C–O bond cleavage (Scheme 5). Krapcho decarboxylation of **4** afforded monoester **5** in 88% yield as a mixture of two diastereoisomers in a ratio of nearly 1 : 1. Reduction of **5** with DIBAL-H at –78 °C afforded





Scheme 4 Construction of the bridged oxa-[3.2.1]octane-embedded 5-7-6 tricycle.



Scheme 5 Ring-opening of the oxa-[3.2.1]octane via C-O bond cleavage.

Table 1 Ring-opening of the compound 6

Entry	Solvent	Temperature	Reagents	Yield
1	DCM	-5 °C	TMSOTf	7, 16%
2	DCM	r.t.	TMSOTf, Et ₃ N	n.r.
3	DCM	-78 °C to -10 °C	TMSOTf	Complex
4	MeOH	r.t. ~ reflux	NaOMe	n.r.
5	THF	-78 °C	LDA	n.r.
6	THF	0 °C	LDA	Complex
7	THF	0 °C	DIBAL-H	Decom.
8	DCM	0 °C	TIPSOTf	n.r.

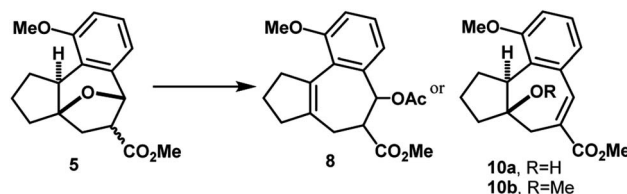
aldehyde 6 in 85% yield. To our delight, the oxa-bridge was opened under catalysis of TMSOTf²⁰ at -5 °C and a dehydration product 7 was obtained in 16% yield (brsm 53%) (Table 1, entry 1). Unfortunately, we failed to obtain compound 9 in several attempts either under acidic or basic²¹ conditions (Table 1, entries 2-8).

We have also explored the ring-opening of compound 5 under several conditions (Table 2). Both basic condition and single electron transfer reduction²² could not give 10a (Table 2, entries 1-3). Fortunately, we found that treatment of 5 with acetic toluene-*p*-sulfonic anhydride²³ afforded compound 8 in 98% yield, as a mixture of two diastereoisomers (Table 2, entry 4). The ratio of the *trans*-/*cis*-isomers was 3 : 2 which could be confirmed with ¹H NMR and density functional theory (DFT) calculations (see ESI†). During the synthesis of viridin,²⁴ Akai *et al.* found that the ring-opening product of a similar oxa-bridged compound was unstable. Methylation of the resultant oxyanion *in situ* with MeOTf gave a more stable product. However, we failed to get 10b by using this method (Table 2, entries 5 and 6).

In conclusion, we have developed a highly efficient strategy for construction of the bridged oxa-[3.2.1]octane-embedded 5-7-6 tricyclic carbon skeleton through the [3 + 2] IMCC, the substituents and stereochemistries on C-4, C-6, C-7 and C-10 fully match those in the corresponding natural products. Furthermore, the ring-opening of the bridged oxa-[3.2.1]octane via C-O bond cleavage was also successfully achieved. We strongly believe that this study will provide a novel and efficient strategy toward the total syntheses of related rhamnofolane, tigiliane and daphnane diterpenoids.



Table 2 Ring-opening of the compound 5



Entry	Solvent	Temperature	Reagents	Yield
1	THF	0 °C	LDA	Decom.
2	DME	r.t.	Li, EDA ^a	Decom.
3	DME	0 °C	Li, EDA	Decom.
4	CH ₃ CN	r.t.	Anhydride ^b	8 , 98% (<i>trans</i> : <i>cis</i> = 3 : 2)
5	THF	−78 °C to 0 °C	LHMDS, MeOTf	Decom.
6	THF	−78 °C to 0 °C	LDA, MeOTf	Decom.

^a Ethylenediamine. ^b Acetic toluene-*p*-sulfonic anhydride, prepared by acetyl chloride and PTSA.²⁵

Conflicts of interest

There are no conflicts to declare.

Acknowledgements

The authors gratefully acknowledge the financial support from the National Key Research and Development Program of China (No. 2021YFD1700103) and National Natural Science Foundation of China (No. 21572103).

Notes and references

- (a) S.-G. Liao, H.-D. Chen and J.-M. Yue, *Chem. Rev.*, 2009, **109**, 1092–1140; (b) A. Vasas and J. Hohmann, *Chem. Rev.*, 2014, **114**, 8579–8612; (c) H.-B. Wang, X.-Y. Wang, L.-P. Liu, G.-W. Qin and T.-G. Kang, *Chem. Rev.*, 2015, **115**, 2975–3011.
- A. T. Tchinda, A. Tsopmo, M. Tene, P. Kamnaing, D. Ngnokam, P. Tane, J. F. Ayafor, J. D. Connolly and L. J. Farrugia, *Phytochemistry*, 2003, **64**, 575–581.
- (a) J.-Q. Liu, Y.-F. Yang, X.-Y. Li, E.-Q. Liu, Z.-R. Li, L. Zhou, Y. Li and M.-H. Qiu, *Phytochemistry*, 2013, **96**, 265–272; (b) A. M. Sarotti, *Org. Biomol. Chem.*, 2018, **16**, 944–950.
- (a) H. W. Thielmann and E. Hecker, *Liebigs Ann. Chem.*, 1969, **728**, 158–183; (b) H.-B. Wang, W.-J. Chu, Y. Wang, P. Ji, Y.-B. Wang, Q. Yu and G.-W. Qin, *J. Asian Nat. Prod. Res.*, 2010, **12**, 1038–1043.
- (a) W. Hoppe, F. Brandl, I. Strell, M. Röhrli, I. Gassmann, E. Hecker, H. Bartsch, G. Kreibich and C. v. Szczepanski, *Angew. Chem., Int. Ed.*, 1967, **6**, 809–810; (b) E. Hecker, H. Bartsch, H. Bresch, M. Gschwendt, B. Härle, G. Kreibich, H. Kubinyi, H. U. Schairer, C. v. Szczepanski and H. W. Thielmann, *Tetrahedron Lett.*, 1967, **8**, 3165–3170.
- (a) A. R. Cashmore, R. N. Seelye, B. F. Cain, H. Mack, R. Schmidt and E. Hecker, *Tetrahedron Lett.*, 1976, **17**, 1737–1738; (b) G. A. Miana, M. Bashir and F. J. Evans, *Planta Med.*, 1985, **51**, 353–354; (c) Q. Tang, Z. Su, Z. Han, X. Ma, D. Xu, Y. Liang, H. Cao, X. Wang, X. Qu, A. Hoffman, H. Liu, D. Gu and D. Qiu, *Phytochem. Lett.*, 2012, **5**, 214–218.
- (a) M. Hergenbahn, W. Adolf and E. Hecker, *Tetrahedron Lett.*, 1975, **16**, 1595–1598; (b) W. Adolf, B. Sorg, M. Hergenbahn and E. Hecker, *J. Nat. Prod.*, 1982, **45**, 347–354.
- W. Naengchomng, Y. Thebtaranonth, P. Wiriyachitra, K. Okamoto and J. Clardy, *Tetrahedron Lett.*, 1986, **27**, 2439–2442.
- Recent synthetic studies of tigliane, rhamnopholane, and daphnane diterpenoids: (a) K. Lee and J. K. Cha, *Org. Lett.*, 1999, **1**, 523–526; (b) S. R. Jackson, M. G. Johnson, M. Mikami, S. Shiokawa and E. M. Carreira, *Angew. Chem., Int. Ed.*, 2001, **40**, 2694–2697; (c) C. Stewart, R. McDonald and F. G. West, *Org. Lett.*, 2011, **13**, 720–723; (d) P. A. Wender, N. Buschmann, N. B. Cardin, L. R. Jones, C. Kan, J.-M. Kee, J. A. Kowalski and K. E. Longcore, *Nat. Chem.*, 2011, **3**, 615–619; (e) A. J. Catino, A. Sherlock, P. Shieh, J. S. Wzorek and D. A. Evans, *Org. Lett.*, 2013, **15**, 3330–3333; (f) A. H. Hassan, J. K. Lee, A. N. Pae, S.-J. Min and Y. S. Cho, *Org. Lett.*, 2015, **17**, 2672–2675; (g) L. V. Nguyen and A. B. Beeler, *Org. Lett.*, 2018, **20**, 5177–5180; (h) Z. G. Brill, Y.-M. Zhao, V. H. Vasilev and T. J. Maimone, *Tetrahedron*, 2019, **75**, 4212–4221; (i) A. C. Wright, C. W. Lee and B. M. Stoltz, *Org. Lett.*, 2019, **21**, 9658–9662; (j) S. Chow, T. Krainz, P. V. Bernhardt and C. M. Williams, *Org. Lett.*, 2019, **21**, 8761–8764. For reviews, see: (k) R. Liu, J. Feng and B. Liu, *Acta Chim. Sin.*, 2016, **74**, 24–43; (l) Z. Liu, Z. Ding, K. Chen, M. Xu, T. Yu, G. Tong, H. Zhang and P. Li, *Nat. Prod. Rep.*, 2021, **38**, 1589–1617.
- (a) Y. Li and M. Dai, *Angew. Chem., Int. Ed.*, 2017, **56**, 11624–11627; (b) C. Cui, B. G. Dwyer, C. Liu, D. Abegg, Z.-J. Cai,



- D. G. Hoch, X. Yin, N. Qiu, J.-Q. Liu, A. Adibekian and M. Dai, *J. Am. Chem. Soc.*, 2021, **143**, 4379–4386.
- 11 (a) P. A. Wender, H. Kogen, H. Y. Lee, J. D. Munger Jr, R. S. Wilhelm and P. D. Williams, *J. Am. Chem. Soc.*, 1989, **111**, 8957–8958; (b) P. A. Wender and F. E. McDonald, *J. Am. Chem. Soc.*, 1990, **112**, 4956–4958; (c) P. A. Wender, K. D. Rice and M. E. Schnute, *J. Am. Chem. Soc.*, 1997, **119**, 7897–7898; (d) P. A. Wender, C. D. Jesudason, H. Nakahira, N. Tamura, A. L. Tebbe and Y. Ueno, *J. Am. Chem. Soc.*, 1997, **119**, 12976–12977; (e) P. A. Wender, J.-M. Kee and J. M. Warrington, *Science*, 2008, **320**, 649–652.
- 12 K. Lee and J. K. Cha, *J. Am. Chem. Soc.*, 2001, **123**, 5590–5591.
- 13 S. Kawamura, H. Chu, J. Felding and P. S. Baran, *Nature*, 2016, **532**, 90–93.
- 14 (a) G. Tong, Z. Liu and P. Li, *Chem*, 2018, **4**, 2944–2954; (b) G. Tong, Z. Ding, Z. Liu, Y.-S. Ding, L. Xu, H. Zhang and P. Li, *J. Org. Chem.*, 2020, **85**, 4813–4837; (c) Z. Ding, Z. Liu, G. Tong, L. Hu, Y. He, Y. Bao, Z. Lei, H. Zhang and P. Li, *Org. Chem. Front.*, 2020, **7**, 1862–1868.
- 15 T. Yu, Y. Sun, C. Tu, T. Chen, S. Fu and B. Liu, *Chem. Sci.*, 2020, **11**, 7177–7181.
- 16 (a) T. Asaba, Y. Katoh, D. Urabe and M. Inoue, *Angew. Chem., Int. Ed.*, 2015, **54**, 14457–14461; (b) D. Urabe, T. Asaba and M. Inoue, *Bull. Chem. Soc. Jpn.*, 2016, **89**, 1137–1144; (c) S. Hashimoto, S.-i. Katoh, T. Kato, D. Urabe and M. Inoue, *J. Am. Chem. Soc.*, 2017, **139**, 16420–16429; (d) A. Hirose, A. Watanabe, K. Ogino, M. Nagatomo and M. Inoue, *J. Am. Chem. Soc.*, 2021, **143**, 12387–12396.
- 17 C. Zhang, J. Tian, J. Ren and Z. Wang, *Chem.–Eur. J.*, 2017, **23**, 1231–1236.
- 18 (a) Z. Wang, *Synlett*, 2012, **23**, 2311–2327; (b) S. Xing, W. Pan, C. Liu, J. Ren and Z. Wang, *Angew. Chem., Int. Ed.*, 2010, **49**, 3215–3218; (c) S. Xing, Y. Li, Z. Li, C. Liu, J. Ren and Z. Wang, *Angew. Chem., Int. Ed.*, 2011, **50**, 12605–12609; (d) Y. Bai, W. Tao, J. Ren and Z. Wang, *Angew. Chem., Int. Ed.*, 2012, **51**, 4112–4116; (e) J. Ren, J. Bao, W. Ma and Z. Wang, *Synlett*, 2014, **25**, 2260–2264; (f) Z. Wang, S. Chen, J. Ren and Z. Wang, *Org. Lett.*, 2015, **17**, 4184–4187; (g) J. Zhang, S. Xing, J. Ren, S. Jiang and Z. Wang, *Org. Lett.*, 2015, **17**, 218–221; (h) B. Sun, J. Ren, S. Xing and Z. Wang, *Adv. Synth. Catal.*, 2018, **360**, 1529–1537; (i) Y. Cui, J. Ren, J. Lv and Z. Wang, *Org. Lett.*, 2021, **23**, 9189–9193.
- 19 CCDC 2110705 (4) contain the supplementary crystallographic data for this paper. ORTEP drawings of 4 can be found in the ESI.†
- 20 C. Le Drian, E. Vieira and P. Vogel, *Helv. Chim. Acta*, 1989, **72**, 338–347.
- 21 B. A. Keay, D. Rajapaksa and R. Rodrigo, *Can. J. Chem.*, 1984, **62**, 1093–1098.
- 22 G. A. Molander and P. R. Eastwood, *J. Org. Chem.*, 1995, **60**, 4559–4565.
- 23 T. Kato, T. Suzuki, N. Ototani, H. Maeda, K. Yamada and Y. Kitahara, *J. Chem. Soc., Perkin Trans. 1*, 1977, 206–210.
- 24 S. Hori, S. Ishida, G. Itoh, K. Sugiyama, C. Yuki, M. Egi, K. Yahata, T. Ikawa and S. Akai, *Synlett*, 2021, **32**, 1187–1191.
- 25 Y. Mazur and M. H. Karger, *J. Org. Chem.*, 1971, **36**, 528–531.

