



Cite this: *Org. Biomol. Chem.*, 2022, **20**, 4167

A facile protocol for the preparation of 2-carboxylated thieno [2,3-*b*] indoles: a *de novo* access to alkaloid thienodolin†

Giacomo Mari, * Lucia De Crescentini, Gianfranco Favi, Stefania Santeusano and Fabio Mantellini *

A metal-free strategy, alternative to the known complex cycloaddition reactions, towards 2-carboxylated thieno [2,3-*b*] indole derivatives has been successfully developed. The novel approach involves as starting materials easy accessible 1,2-diaza-1,3-dienes and indoline 2-thione and requires mild reaction conditions. Furthermore, the easy work-up required makes this method amenable for a one-pot approach as demonstrated in the preparation of thienodolin, a natural product isolated from *Streptomyces albogriseolus* that exhibits valuable biological properties.

Received 3rd March 2022,
Accepted 4th May 2022

DOI: 10.1039/d2ob00440b

rsc.li/obc

Introduction

The indole core fused with other carbo or hetero rings constitutes a recurrent skeleton in various pharmaceuticals or bioactive derivatives.¹ The fusion of several rings originates rigid structures characterized by a well-defined geometry that permits an optimal and predictable orientation in the three-dimensional space of the substituents thus permitting a high functional specialization.² In this context, an interesting example is represented by the thieno[2,3-*b*]indoles, a fused polyheterocyclic system that recurs in a variety of compounds able to act on the central nervous system,³ that exhibit antifungal properties,⁴ or that were employed in the construction of small efficient push-pull chromophores (Fig. 1).⁵ A natural product worthy of particular attention is the thienodolin, an amido substituted thieno[2,3-*b*]indole isolated from *Streptomyces albogriseolus* whose biological properties include plant-growth regulatory capacity and the nitric oxide synthase inhibition (Fig. 1).⁶ The most common synthetic approaches for this core require the use of indole or indoline 2-thione as starting materials. In the first case, the indole is employed with elemental sulfur and ketones,⁷ with elemental sulfur and alkenes or alkynes,⁸ with α,β -unsaturated carboxylic acids *via* sulfur-mediated decarboxylative cyclization,⁹ *via* palladium-catalyzed dehydrative-dehydrogenative double C–H sulfuration,¹⁰ just to mention some of the more recent examples.

Alternatively, the indoline-2-thione is employed in a base-mediated reaction with Morita–Baylis–Hillman or Rauhut–Currier adducts of nitroalkenes,¹¹ with 1,2-diiodobenzene in a copper- and palladium-catalyzed tandem coupling reaction,¹² with α -bromo-substituted ketones or aldehydes in the presence of Et₃N,¹³ or with 1-aryloxy-4-chlorobut-2-yne.¹⁴

Despite this plethora of methods, only few procedures that allow to obtain functionalized heterocycles in position 2 by amide or ester functions are reported in the literature (Fig. 2).^{5a,15} All the aforementioned syntheses needed highly functionalized indoles, furans, and thiophenes, which required a complicated and tedious route to be prepared, and in some cases, the scope is limited. Furthermore, the reactions often require vigorous conditions, or metal catalysts are necessary which, even if present in traces in the final product,

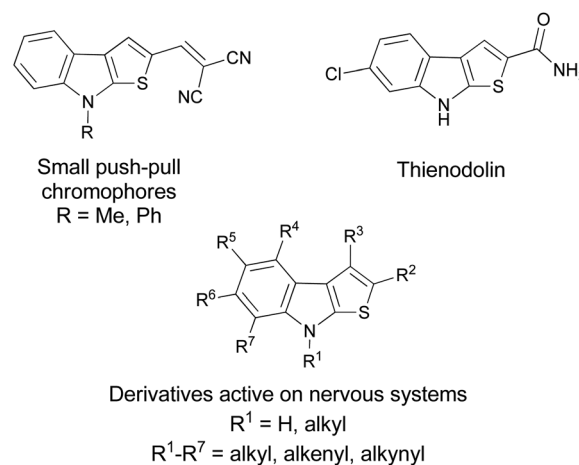


Fig. 1 Relevant thieno[2,3-*b*]indoles.

Department of Biomolecular Sciences, Section of Chemistry and Pharmaceutical Technologies, University of Urbino “Carlo Bo”, Via I Maggetti 24, 61029 Urbino, PU, Italy. E-mail: Fabio.mantellini@uniurb.it

† Electronic supplementary information (ESI) available. See DOI: <https://doi.org/10.1039/d2ob00440b>



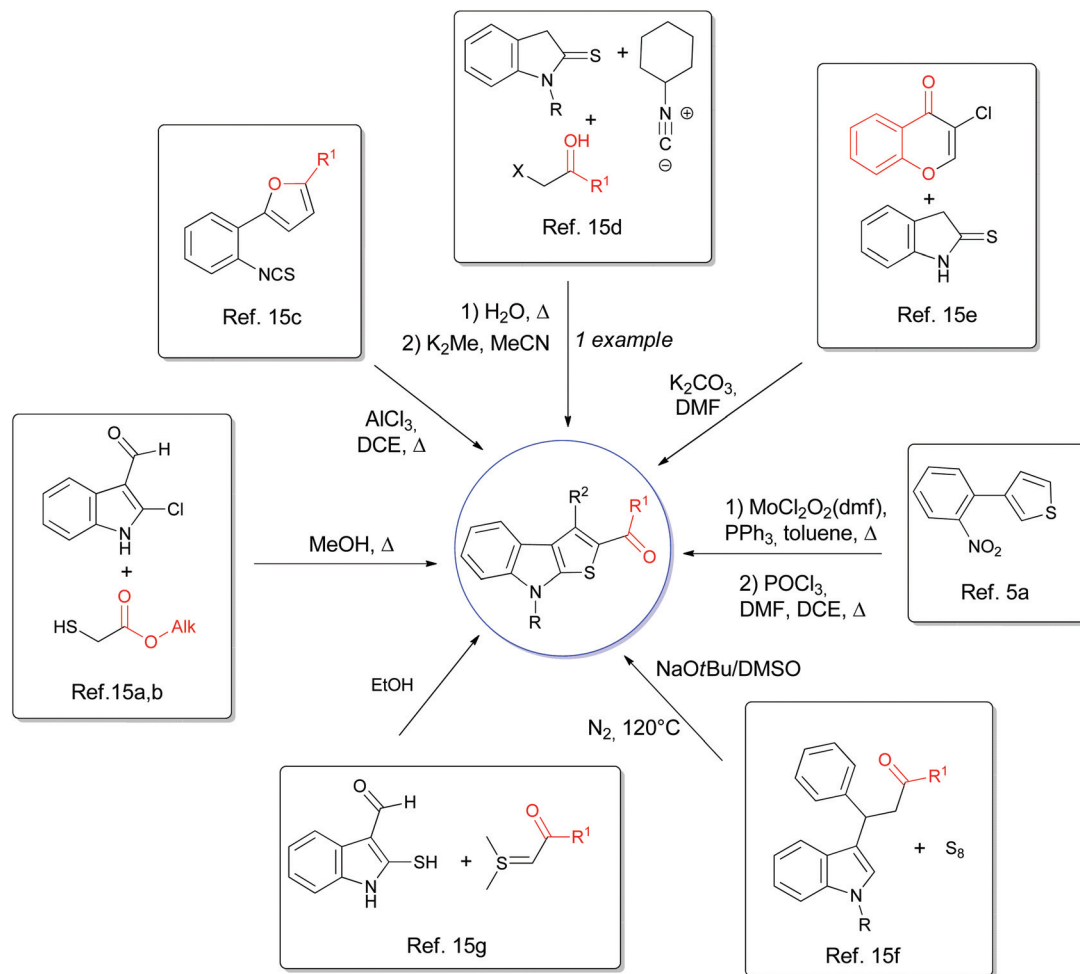


Fig. 2 Procedures to obtain 2-carbonyl thieno[2,3-*b*]indoles.

can compromise the human consumption,¹⁶ or the efficiency of organic electronic devices.¹⁷

Then, the development of efficient and metal-free methods for the assembly of 2-carbonyl substituted thieno[2,3-*b*]indoles from readily available starting materials are highly desirable. A retrosynthetic analysis reveals that this scaffold could be obtained starting from halo-ketosters and indoline-2-thione (Fig. 3, Path A). Initially, we unsuccessfully tested the conditions optimized by Boeini for the reactions between indoline-2-thiones with simple α -bromo-ketones or aldehydes.¹³ Unfortunately, this synthetic route is not practicable, even using other reaction conditions,¹⁸ and we have therefore designed an alternative synthetic way that involves the use of 1,2-diaza-1,3-dienes (DDs) in place of the halo-ketosters (Fig. 3, Path B).

In this case, the 1,2-diaza-1,3-dienes can represent an effective alternative being excellent Michael acceptors,¹⁹ able to regioselectively react with different nucleophiles, including sulfur compounds.²⁰ Then, based on our experience in the thia-Michael reaction onto the azo-ene system of DDs, we have identified the indoline-2-thiones as potential nucleophilic candidates for easily obtaining 2-carbonyl substituted thieno[2,3-*b*]indole derivatives (Fig. 3, Path B).

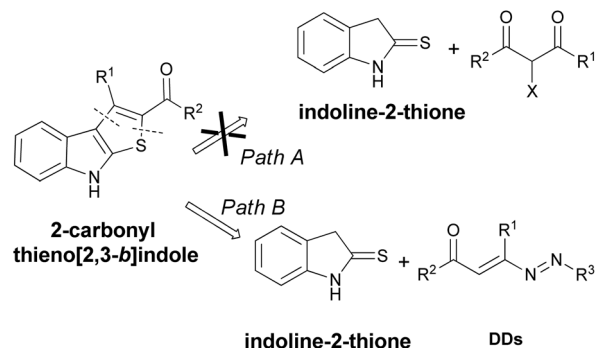
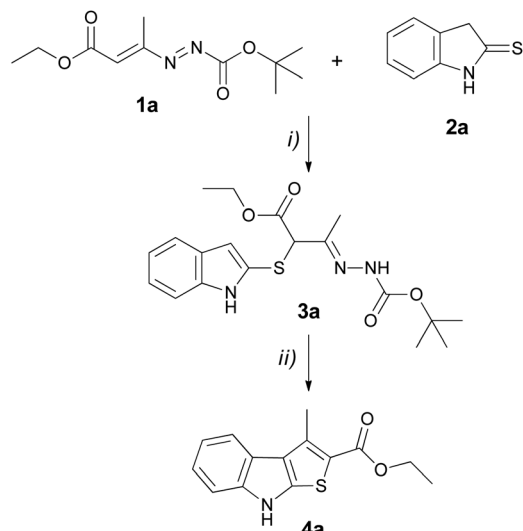


Fig. 3 Possible disconnections of 2-carbonyl substituted thieno[2,3-*b*]indole core.

Results and discussion

To investigate the capacity of DDs **1** to generate 2-carbonyl substituted thieno[2,3-*b*]indoles **4**, DD **1a** and indoline-2-thione **2a**²¹ were chosen as representative model. The synthesis can be divided into two steps: (i) the initial formation of the





Scheme 1 Reaction between DD **1a** and indoline-2-thione **2a** to achieve 2-carbonyl thieno[2,3-*b*]indoles **4a**: reaction conditions optimization.

α -thiohydrazone **3a**; (ii) the internal cyclization process (Scheme 1).

As expected, the indoline-2-thione **2a** promptly reacts with DD **1a** at room temperature and without any catalysts by providing the corresponding α -thiohydrazone **3a** (Scheme 1, step *i*, Table 1). Different solvents such as acetonitrile (ACN), dichloromethane (DCM), ethanol (EtOH), methanol (MeOH) and tetrahydrofuran (THF) were tested (Table 1, entries 1–5). The reactions conducted in acetonitrile, in methanol or in ethanol, in equimolar ratio of **1a** and **2a** at room temperature furnished rapidly and in a quantitative manner whitish solid that was identified as the desired α -thiohydrazone **3a** (Table 1, entries 1, 3 and 4). In DCM, the reaction proceeded slower and 10 mL of solvent were necessary to fully solubilize **2a** (Table 1, entry 2), while, the profile of the reaction conducted in THF was more complicated (monitored by TLC) and the desired hydrazone **3a** was obtained in lower yields than the ones gained in the previous cases (Table 1, entry 5).

The next step concerned the cyclization optimization of **3a** to the thieno[2,3-*b*]indole derivative **4a** (Scheme 1, Step *ii*,

Table 1 Optimization of the reaction conditions for the formation of hydrazone **3a**

Entry ^{a,b}	Solvent	Temp. (°C)	Time (h)	Yield of 3a ^c (%)
1c	ACN	r.t.	0.1	Quantitative
2d	DCM	r.t.	2.5	86
3c	EtOH	r.t.	0.1	Quantitative
4c	MeOH	r.t.	0.1	Quantitative
5c	THF	r.t.	1.75	67

^a The reactions were conducted on 0.5 mmol scale of DD **1a** in 3.0 mL of solvent unless differently stated. ^b 1.0 equiv. of indoline-2-thione **2a** was employed. ^c Isolated yields of **3a** calculated on DD **1a**. ^d The reaction was conducted on 0.5 mmol scale of **1a** in 10.0 mL of solvent.

Table 2). This ring closure process occurs following a SEAR reaction in which the C(3)-indole carbon acts as a nucleophile by attacking the carbonyl deriving from the starting DDs. For this reason, we have focused our attention on acid catalysts capable of favouring the cyclization by increasing the electrophilic character of the hydrazone moiety (Scheme 3).

Then, several Lewis acids (LA) such as CuCl₂, CuCl₂·2H₂O, InBr₃, ZnCl₂, Zn(OTf)₂, or Brønsted-acids as well as acetic (AcOH), trifluoroacetic- (TFA), *p*-toluenesulfonic-acid (PTSA) and Amberlyst 15H were tested (Table 2, entries 1–9). Unfortunately, by employing the LA as catalysts the cyclization did not happen and the α -thiohydrazone **3a** was recovered unchanged even 72.0 h later (Table 2, entries 1–5). On the contrary, the Brønsted-acids were able to promote the formation of the expected **4a** and the PTSA has proved to be the most effective (Table 2, entries 6–8). Encouraged by this result, we then tried Amberlyst 15H, a reticular polystyrene-based ion exchange resin with strongly acidic sulfonic group analogous to PTSA. With our pleasure, we observed that also this heterogeneous catalyst efficiently promoted the formation of **4a** (Table 2, entry 9). The Amberlyst's use entails several benefits compared to catalysis in homogeneous phase since this resin is easy to measure, is safe to use, and can be readily removed at the end of the reaction by a simple filtration. Furthermore, an additional advantage of this catalyst is related to its easy regeneration and reuse making it environment friendly.²² Furthermore, all the drawbacks associated with the use of metal catalysts such as contamination of the final products, especially when these are intended for human use or in organic electronics, elevated toxicity, eventual necessity of complex ligands and higher cost are obviated.²³ So, different amounts of resin were tested for the cyclization step in ACN: the use of 1.0 equiv. yielded **4a** in 75%; by using 0.5 equiv. a decrease was observed while no significant increment was obtained by employing 2.0 equiv. (Table 2, entries 10 and 11). Finally, 1.0 equiv. was checked also in those solvents that provided the best results in the first step observing that in MeOH the yield increased to 85%, while in EtOH reached the 79% (Table 2, entries 12 and 13). These identified optimized conditions were then employed to test the feasibility of conducting a sequential one-pot reaction without the isolation of the α -thiohydrazone **3a**. With our great pleasure, we observed that the reaction between **1a** (0.5 mmol) and **2a** (0.5 mmol) in 3.0 mL of MeOH, at room temperature after 0.1 h furnished the intermediate **3a** (TLC monitoring). By adding directly to the solution 1.0 equiv. of Amberlyst 15H, after 4.0 hours, the desired 2-carbonyl thieno[2,3-*b*]indoles **4a** was isolated in 84% yield, in accord with the data obtained in the step-by-step procedure.

The reaction is very easy to monitor: the addition of the resin can be carried out when the typical red color due to the conjugation of the azo-ene system disappears.

To check the applicability and effectiveness of these optimized sequential one-pot conditions, linear and cyclic DDs with different *N*-protective groups such as esters (R¹ = OBu^t, OMe, OEt), or amides (R¹ = NH₂, NPh), bearing in 3-position (R²) of the azo-ene system alkyl groups of different length such



Table 2 Optimization of the reaction conditions for the cyclization process of **3a**

Entry ^a	Solvent	Temp. (°C)	Catalyst	Amount of catalyst (eq.) ^b	Time (h)	Yield of 4a ^c (%)
1	ACN	r.t	CuCl ₂	0.2	72.0	—
2	ACN	r.t	CuCl ₂ ·2H ₂ O	0.2	72.0	—
3	ACN	r.t	InBr ₃	0.2	72.0	—
4	ACN	r.t	ZnCl ₂	0.2	72.0	—
5	ACN	r.t	Zn(OTf) ₂	0.2	72.0	—
6	ACN	r.t	AcOH	1.0	48.0	Traces
7	ACN	r.t	TFA	1.0	6.5	65
8	ACN	r.t	PTSA	1.0	4.0	74
9	ACN	r.t	Amberlyst 15H	1.0	4.0	75
10	ACN	r.t	Amberlyst 15H	0.5	5.5	54
11	ACN	r.t	Amberlyst 15H	2.0	4.0	74
12	MeOH	r.t	Amberlyst 15H	1.0	3.5	85
13	EtOH	r.t	Amberlyst 15H	1.0	3.5	79

^aThe reactions were conducted on 0.5 mmol scale in 3.0 mL of solvent. ^bEquivalents added referred to **3a**. ^cIsolated yields of **4a** calculated on hydrazone **3a**.

as methyl, ethyl or *n*-propyl, or substituted in 4-position (R³) with esters (**1a–f,i–l**) amides (**1g,h**) (see Table S2, ESI†) were reacted with different indoline-2-thiones **2a–h** (Table S3, ESI†) to synthesize the corresponding functionalized 2-carbonyl thieno[2,3-*b*]indoles **4a–r** (Table 3).

As described in Table 3 for compound **4a**, the *N*-protective group of the azo-ene system is crucial for the success of the synthesis. The best results in terms both of yields and reaction times were obtained with the *tert*-butyl ester (Boc), that is the most easily removable group in the acid conditions employed. A slight decrease in yields was observed using the methyl and ethyl ester derivatives, while a sharp decrement was checked in the cases when the nitrogen is substituted with amide protecting group (R¹ = CONH₂, CONHPh) (Table 3). On the basis of these evidences, all the other variously functionalized DDs employed in the subsequent preparations were protected on the nitrogen with a Boc (Table S2, ESI†). From the analysis of the collected data, it is possible to note how the yields are generally good both for 2-amido- and for the 2-ester substituted heterocycles **4**, with the exceptions of 3-*n*-propyl-, 5-methoxy-, 6-trifluoromethyl-, and 5-nitro-substituted-thieno[2,3-*b*]indoles **4f**, **4p**, **4q** and **4r** respectively.

The adaptability to scale-up and the synthetic utility of this method were highlighted conducting a gram-scale synthesis of **4a** that was obtained without loss of yield (81%, Table 3).

It is noteworthy that this procedure is suitable and effective also for the preparation of differently substituted thieno[2,3-*b*]indoles. Under the optimized conditions, using the appropriate DDs **1m,n** (Table S2, ESI†), the reaction easily furnished in good yields the corresponding 2-aryl (**4s**) and 2,3-cycloalkyl (**4t**) derivatives (Table 3). To obtain the 2-unsubstituted compound **4u**, the necessary DD was generated *in situ* by basic treatment of the corresponding α -bromohydrazone **5a** with potassium carbonate. This further step is required due to the typical poor stability of this azo-ene derivative which prevents its isolation and conservation.^{24,25} However, also in this case the desired 3-phenyl thieno[2,3-*b*]indoles **4u** was achieved in good yield (Table 3).

On the contrary, the reaction between the 4,4-disubstituted DDs **1o,p** and the indoline-2-thiones **2a,b** (Scheme 2) provided

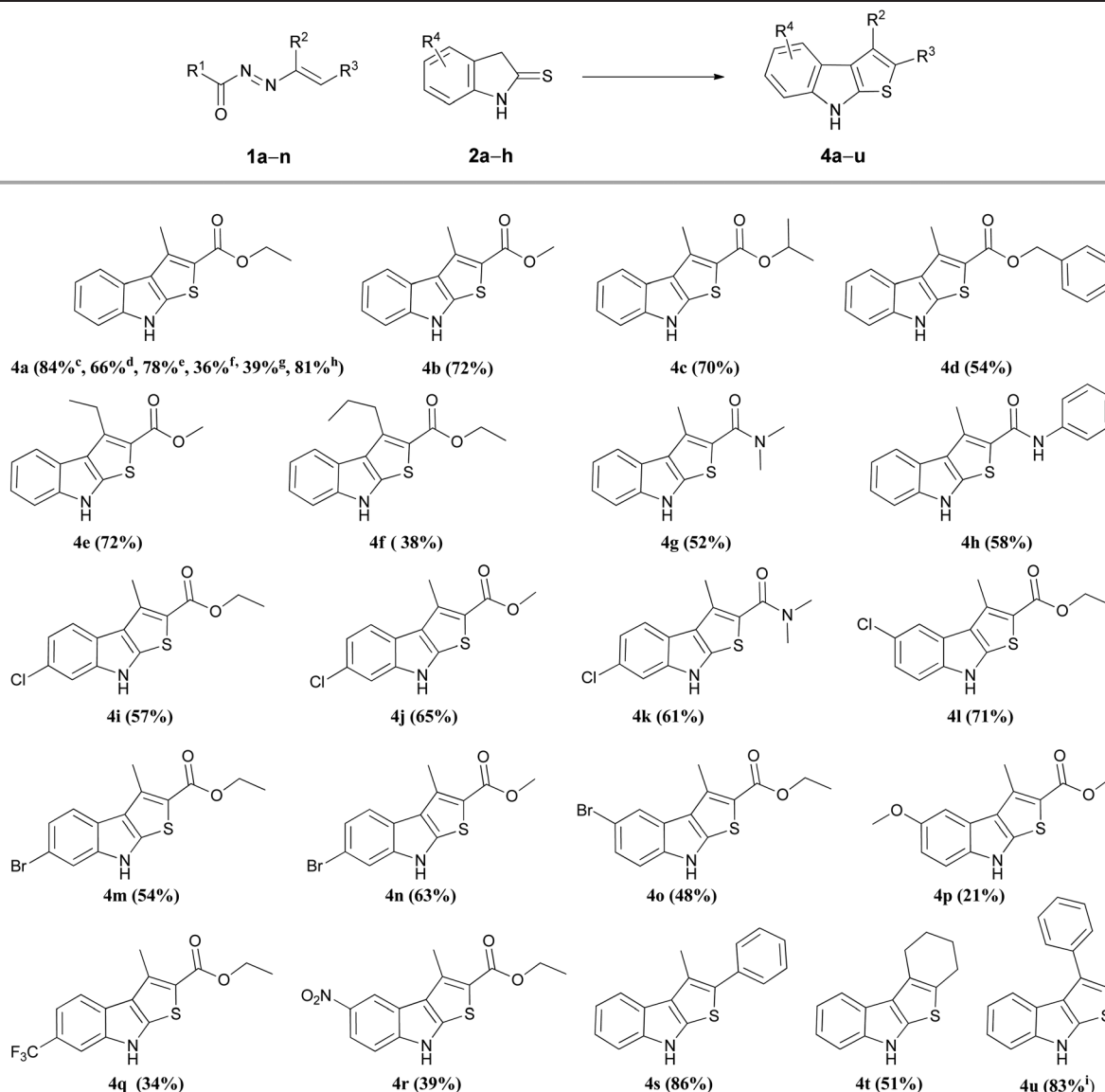
exclusively the corresponding hydrazones **3b,c** suggesting that the hydrogen atom initially located in position 4 of the azo-ene system of DD **1** is needful to allow the formation of the new thiophene cycle. Moreover, the comparable yields relative to the hydrazones **3b,c** indicate that the different nitrogen protecting groups (**3b** R¹ = Boc; **3c** R¹ = CONHPh) only influence the second step of the synthesis, *i.e.* the cyclization process.

On the basis of these evidences, a plausible mechanism foresees an initial tautomerism of the indoline-2-thiones **2** that provides the 1*H*-indole-2-thiols **2'** that promptly act as nucleophile reacting with the terminal carbon atom of the azo-ene system of the DDs **1** yielding the corresponding α -sulfur hydrazones **3** (Scheme 3). The activation of the sulfur nucleophilicity by means of the thioamide **2** imidothioate **2''** tautomerism can be excluded as proved by the isolation of hydrazones **3a–c**. Clearly, the driving force of the reaction is related to the aromaticity of the formed 1*H*-indole-2-thiol. In the next step, probably, the addition of Amberlyst 15H activates the hydrazonic function (intermediate **A**) facilitating the cyclization process which occurs through the nucleophilic attack of the carbon in position 3 of the indole nucleus on the hydrazonic moiety with consequent formation of the intermediate 3,3a-dihydro-2*H*-thieno[2,3-*b*]indol-8-ium **B**.

This aspect can explain the modest yields obtained in the synthesis of compounds **4f,p–r**: the plausible protonation of the methoxy group (**4p**) or the presence of strong electron withdrawing groups (**4q** trifluoromethyl), (**4r** nitro) heavily decrease the nucleophilicity of the indolic carbon disfavoring the cyclization process which, in turn, results more difficult also in presence of an increased steric hindrance of the electrophilic site as in the case of intermediate **A**, precursor of **4f** (R² = *n*-Propyl). The successive loss of the proton restores the aromaticity of the indolic nucleus (intermediate **B**, Scheme 3), while the elimination of the hydrazine provides the final thieno[2,3-*b*]indoles **4**. This last step is also favored by the acid reaction environment as confirmed by the best results obtained with the *N*-Boc protected-DDs.

Given the success obtained with the preparation of 2-carbonyl thieno[2,3-*b*]indoles **4**, we decided to apply this protocol to



Table 3 Substrate scope of the synthesis of 2-carbonyl thieno[2,3-*b*]indoles **4a–r** and alkyl or cyclo-alkyl or aryl thieno[2,3-*b*]indoles **4s–u** starting from DDs **1a–n**, and indoline-2-thiones **2a–h**^{a,b}

^a Reaction conditions: **1** (1.0 mmol), **2** (1.0 mmol), MeOH (6.0 mL), room temperature (0.1–0.5 h), then to the disappearance of the typical red colour of the solution to the crude Amberlyst 15H (1.0 mmol) was added and the reaction was magnetically stirred for 2.0–5.0 h. The Amberlyst 15H was removed by filtration and the solvent was evaporated under reduced pressure. Thieno[2,3-*b*]indoles **4** were purified by column chromatography on silica gel (elution mixture: cyclohexane : ethyl acetate, 80 : 20) and the pure products were precipitated from ethyl ether/petrol ether.

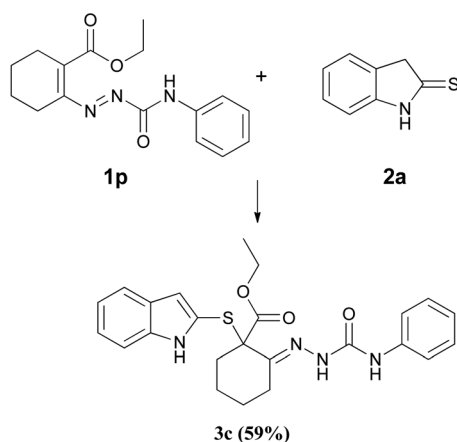
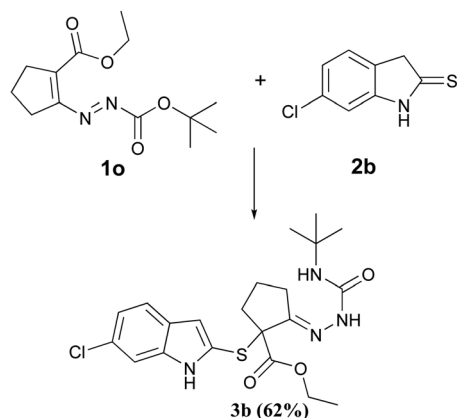
^b The isolated yields are shown inside the brackets. ^c Isolated yields employing the 1-*tert*-butyl carboxylate DD **1a**. ^d Isolated yields employing the 1-methyl carboxylate DD **1i** (Table S2, ESI[†]). ^e Isolated yields employing the 1-ethyl carboxylate DD **1j**. ^f Isolated yields employing the 1-carboxamide DD **1k**. ^g Isolated yields employing the 1-(*N*-phenyl-carboxamide) DD **1l**. ^h **4a** (1.681 g) was obtained starting from 8.0 mmol of 1-*tert*-butyl carboxylate DD **1a**. ⁱ The 3-phenyl-thieno[2,3-*b*]indole **4s** was obtained from 4-unsubstituted DD generated *in situ* by basic treatment of the corresponding halogenated hydrazone **5a**.²⁵

the synthesis of thienodolin (Scheme 4).^{6a,b} To achieve this target, the 3-unsubstituted DD **E** is required. This azoalkene **E** manifests poor stability and cannot be isolated, so a one-pot procedure was adopted. To a commercial ethyl 2-chloro-3-oxopropanoate **6a** in methanol at room temperature, one equivalent of *tert*-butyl hydrazinecarboxylate **7a** was added. The reaction furnishes after 4.5 h the corresponding α -chlorohydrazone **D** that was treated with potassium carbonate to promote the conjugated elimination provid-

ing the desired DD **E**, that, in turn, promptly reacted with indoline-2-thione **2b** furnishing the corresponding α -thiohydrazone **F** intermediate (TLC monitoring).

The direct addition to the crude of two equivalents of Amberlyst 15H furnished the ethyl 6-chloro-8*H*-thieno[2,3-*b*]indole-2-carboxylate **4v** in 14% overall yield (calculated on the starting **6a**) that, in turn, is the direct precursor of the target thienodolin.^{15b} It is noteworthy that, to the best of our knowl-





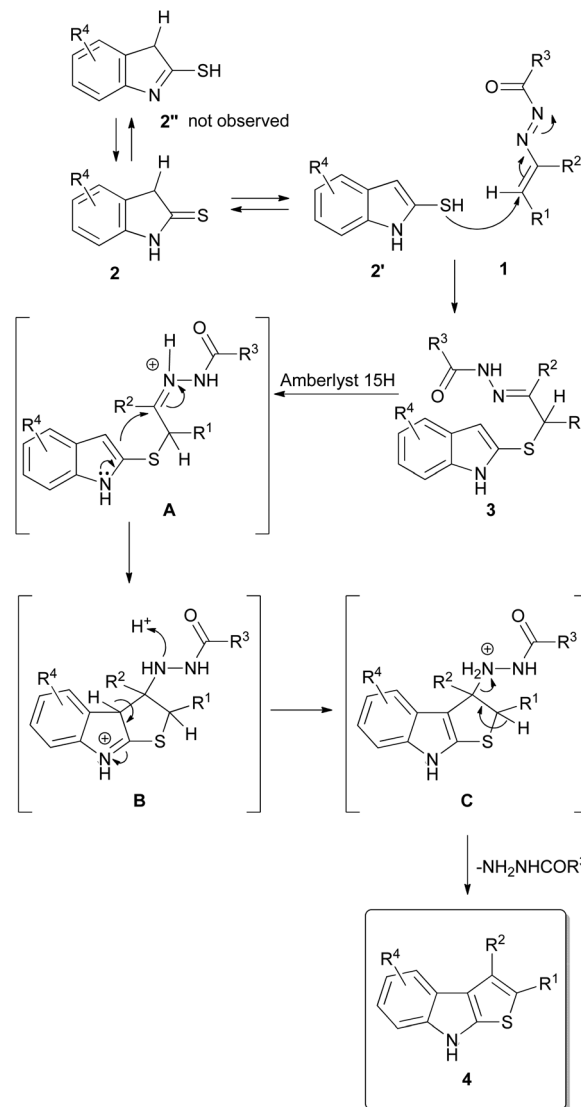
Scheme 2 Reaction between the 4,4-disubstituted DDs **1o,p** and the indoline-2-thiones **2a,b**.

edge, only the total synthesis proposed by Bergman is reported so far in the literature.^{15b}

Experimental

General

All the commercially available reagents and solvents were used without further purification. 1,2-Diaza-1,3-dienes **1a–p** were synthesized as a mixture of *E/Z* isomers as previously reported.²⁶ Indoline-2-thiones **2a–h** were prepared according to the reported method.²¹ Chromatographic purification of compounds was carried out on silica gel (60–200 μm). TLC analysis was performed on pre-loaded (0.25 mm) glass supported silica gel plates (Kieselgel 60); compounds were visualized by exposure to UV light and by dipping the plates in 1% $\text{Ce}(\text{SO}_4)\cdot 4\text{H}_2\text{O}$, 2.5% $(\text{NH}_4)_6\text{Mo}_7\text{O}_{24}\cdot 4\text{H}_2\text{O}$ in 10% sulphuric acid followed by heating on a hot plate. All ^1H NMR and ^{13}C NMR spectra were recorded at 400 and 100 MHz, respectively, using $[\text{D}_6]\text{DMSO}$ or CDCl_3 as solvent. Chemical shift (δ scale) are reported in parts per million (ppm) relative to the central peak of the solvent and are sorted in ascending order within each group. The following abbreviations are used to describe peak patterns where appropriate: s = singlet, d = doublet,



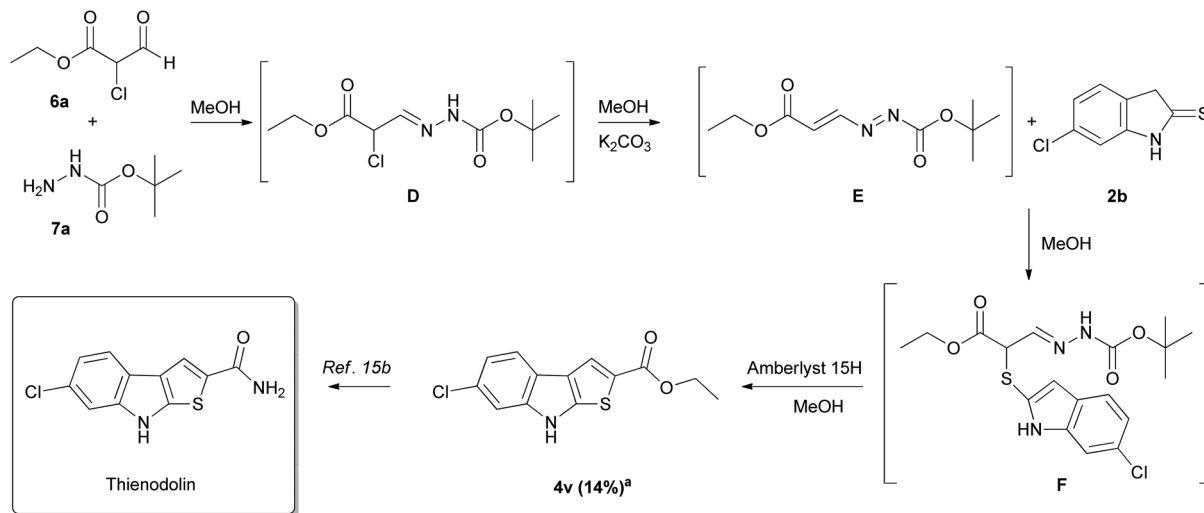
Scheme 3 Plausible reaction mechanism.

dd = doublet of doublet, dt = doublet of triplet, t = triplet, q = quartet, sex = sextet, sept = septet, m = multiplet and br = broad signal. All coupling constants (*J* value) are given in Hertz [Hz]. High- and low-resolution mass spectroscopy was performed on a Micromass Q-ToF Micro mass spectrometer (Micromass, Manchester, UK) using an ESI source. Melting points were determined in open capillary tubes and are uncorrected. Elemental analyses were within ± 0.4 of the theoretical values (C, H, N).

General procedure for the synthesis of *tert*-butyl 2-(3-((1*H*-indol-2-yl)thio)-4-ethoxy-4-oxobutan-2-ylidene)hydrazinocarboxylate **3a, *tert*-butyl 2-(2-((6-chloro-1*H*-indol-2-yl)thio)-2-(ethoxycarbonyl)cyclopentylidene)hydrazinocarboxylate **3b** and ethyl 1-((1*H*-indol-2-yl)thio)-2-(2-(phenylcarbamoyl)hydrazono)cyclohexanecarboxylate **3c****

To a solution of 1,2-diaza-1,3-dienes **1a,o,p** (1.0 mmol) in methanol (6.0 mL) at room temperature indoline-2-thiones **2a,b** (1.0 mmol) were added and the reaction mixture was stirred at





Scheme 4 Approach to the synthesis of thienodolin. ^a Isolated yields of **4v** calculated on ethyl 2-chloro-3-oxopropanoate **6a**.

room temperature until the disappearance of the reagents (TLC monitoring 0.10–0.50 h) as also evidenced by the color change from red, typical of DDs, to pale yellow and the solvent was evaporated under reduced pressure. The α -thio-functionalized hydrazones **3a–c** were purified by column chromatography on silica gel (elution mixture: cyclohexane : ethyl acetate, 80 : 20 for compounds **3a,b** and cyclohexane : ethyl acetate, 65 : 35 for compound **3c**) and the pure products were precipitated in ethyl acetate/petroleum ether. In the case of compounds **3b,c**, the addition of 1.0 equiv. of Amberlyst 15H (dry form) to the reaction medium does not cause the cyclization process to the corresponding thieno[2,3-*b*]indoles.

One pot procedure for the synthesis of 2-carbonyl thieno[2,3-*b*]indoles **4a–r**, 3-methyl-2-phenyl-8*H*-thieno[2,3-*b*]indole **4s**, 2,3,4,6-tetrahydro-1*H*-benzo[4,5]thieno[2,3-*b*]indole **4t**

To a solution of 1,2-diaza-1,3-dienes **1a–n** (1.0 mmol) in methanol (6.0 mL) at room temperature, indoline-2-thiones **2a–h** (1.0 mmol) were added and the reaction mixture was stirred at room temperature until the disappearance of the reagents (TLC monitoring 0.10–0.50 h) as also evidenced by the color change from red, typical of DDs, to pale yellow. Directly to the reaction medium, 1.0 equiv. of Amberlyst 15H (dry form) was then added, and the reaction was softly magnetically stirred. After 2.0–5.0 h (TLC monitoring), the corresponding thieno[2,3-*b*]indoles **4a–t** were formed. The Amberlyst 15H was removed by filtration and the solvent was evaporated under reduced pressure. Thieno[2,3-*b*]indoles **4a–t** were purified by column chromatography on silica gel (elution mixture: cyclohexane : ethyl acetate, 80 : 20) and the pure products were precipitated from ethyl ether/petroleum ether.

One pot procedure for the synthesis of 3-phenyl-8*H*-thieno[2,3-*b*]indole **4u**

To a solution of ethyl 2-(2-bromo-1-phenylethylidene)hydrazinecarboxylate **5a** (1.0 mmol)²⁵ in methanol (6.0 mL) at

room temperature, indoline-2-thione **2a** (1.0 mmol) and potassium carbonate (2.0 mmol) were added and the reaction mixture was stirred at room temperature until the disappearance of the reagents (TLC monitoring 0.50 h). The crude was filtered to remove the excess of potassium carbonate, and then to the reaction medium 1.0 equiv. of Amberlyst 15H (dry form) was added. The reaction mixture was softly stirred at room temperature until the disappearance of the reagents (TLC monitoring, 3.0 h). The Amberlyst 15H was removed by filtration, and the solvent was evaporated under reduced pressure. Thieno[2,3-*b*]indole **4u** was purified by column chromatography on silica gel (elution mixture: cyclohexane : ethyl acetate, 90 : 10) and the pure product was precipitated from ethyl ether/petroleum ether.

One pot procedure for the synthesis of ethyl 6-chloro-8*H*-thieno[2,3-*b*]indole-2-carboxylate **4v**

To a solution of 2-chloro-3-oxopropanoate **6a** (1.0 mmol) in methanol (6.0 mL) at room temperature, *tert*-butyl hydrazinecarboxylate **7a** (1.0 mmol) was added. At the disappearance of **6a** (TLC monitoring, 4.50 h), to the crude, potassium carbonate (2.0 mmol) was added and the reaction mixture was stirred at room temperature until the disappearance of the reagents (TLC monitoring 0.50 h). The crude was filtered to remove the excess of potassium carbonate, and then to the reaction medium 2.0 equiv. of Amberlyst 15H (dry form) were added and the reaction mixture was softly stirred at room temperature until the disappearance of the reagents (TLC monitoring, 5.0 h). The Amberlyst 15H was removed by filtration, and the solvent was evaporated under reduced pressure. Thieno[2,3-*b*]indole **4v** was purified by column chromatography on silica gel (elution mixture: cyclohexane : ethyl acetate, 80 : 20) and the pure product was precipitated from ethyl ether/petroleum ether.



Conclusion

In conclusion, here we describe an efficient and easy methodology that gives rapid access to a variety of 2-carbonyl thieno [2,3-*b*]indoles. The high availability of cheap starting materials, the mild and simple reaction conditions that do not require metal catalysts, or dry solvents, or inert atmosphere, and the potential utilities of these products can increase the synthetic usefulness of this protocol. Furthermore, the easy work-up required makes this method amenable for a sequential multi-component approach as demonstrated in the preparation of **4t**, the direct precursor of the valuable thienodolin.

Conflicts of interest

There are no conflicts to declare.

Acknowledgements

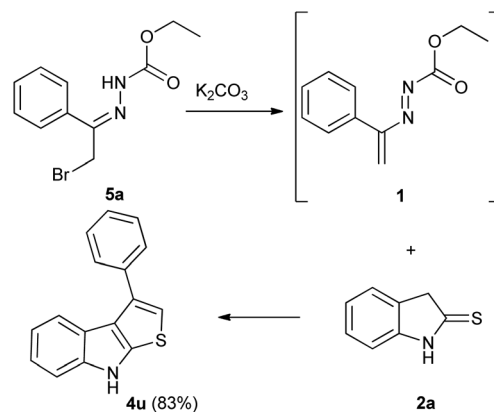
The authors thank Dr Erika Palazzetti and Dr Viviana Bartolacci for their precious advices and Dr Anna Maria Gioacchini who competently performed the mass spectra.

Notes and references

- (a) Z. Xu, Q. Wang and J. Zhu, *Chem. Soc. Rev.*, 2018, **47**, 7882; (b) Y.-C. Zhang, F. Jiang and F. Shi, *Acc. Chem. Res.*, 2020, **53**, 425; (c) W. Zi, Z. Zuo and D. Ma, *Acc. Chem. Res.*, 2020, **48**, 702; (d) A. J. Kochanowska-Karamyan and M. T. Hamann, *Chem. Rev.*, 2010, **110**, 4489; (e) A. A. Festa, L. G. Voskressensky and E. V. Van der Eycken, *Chem. Soc. Rev.*, 2019, **48**, 4401; (f) E. Stempel and T. Gaich, *Acc. Chem. Res.*, 2016, **49**, 2390; (g) G. W. Gribble and J. C. Badenock, *Heterocyclic Scaffolds II: Reactions and Applications of Indoles*, Springer, Berlin, 2010.
- N. K. Kaushik, N. Kaushik, P. Attri, *et al.*, *Molecules*, 2013, **18**, 6620.
- P. Jakobsen, A. Kanstrup, P. Faarup, P. H. Olesen and J. M. Lundbeck, *U.S. US5783575A19980721*, 1998.
- M. Pedras, C. Soledade and M. Suchy, *Bioorg. Med. Chem.*, 2006, **14**, 714.
- (a) F. Baert, C. Cabanetos, M. Allain, V. Silvestre and P. Leriche, *Org. Lett.*, 2016, **18**, 1582; (b) T. Qi, W. Qiu, Y. Liu, H. Zhang, X. Gao, Y. Liu, K. Lu, C. Du, G. Yu and D. Zhu, *J. Org. Chem.*, 2008, **73**, 4638; (c) R. K. Konidena, K. H. Lee and J. Y. Lee, *J. Mater. Chem. C*, 2019, **7**, 13912; (d) J. Kim, S. Chae, A. Yi, S. Hong, H. J. Kim and H. Suh, *Appl. Polym. Sci.*, 2019, **136**, 47624.
- (a) K. Kanbe, M. Okamura, S. Hattori, H. Naganawa, M. Hamada, Y. Okami and T. Takeuchi, *Biosci. Biotechnol. Biochem.*, 1993, **57**, 632; (b) K. Kanbe, H. Naganawa, K. T. Nakamura, Y. Okami and T. Takeuchi, *Biosci. Biotechnol. Biochem.*, 1993, **57**, 636.
- (a) T. T. Nguyen and P. H. Tran, *RSC Adv.*, 2020, **10**, 9663; (b) C. Lu, H. Huang, X. Tuo, P. Jiang, F. Zhang and G.-J. Deng, *Org. Chem. Front.*, 2019, **6**, 2738; (c) P. Ni, B. Li, H. Huang, F. Xiao and G.-J. Deng, *Green Chem.*, 2017, **19**, 5553.
- B. Li, P. Ni, H. Huang, F. Xiao and G.-J. Deng, *Adv. Synth. Catal.*, 2017, **359**, 4300.
- H.-L. Zhang, F. Wen, W.-B. Sheng, P. Yin, C.-T. Zhang, C.-Y. Peng, D.-M. Peng, D.-F. Liao and R.-G. Fu, *Tetrahedron Lett.*, 2019, **60**, 80.
- Y. Liao, Y. Peng, H. Qi, G.-J. Deng, H. Gong and C.-J. Li, *Chem. Commun.*, 2015, **51**, 1031.
- V. Mane, T. V. Baiju and I. N. N. Namboothiri, *ACS Omega*, 2018, **3**, 17617.
- S. Zhou, G. Xiao and Y. Liang, *Tetrahedron Lett.*, 2017, **58**, 338.
- H. Z. Boeini, *Helv. Chim. Acta*, 2009, **92**, 1268.
- K. C. Majumdar and S. Alam, *J. Chem. Res.*, 2006, **5**, 289.
- (a) P. H. Olesen, J. B. Hansen and M. Engelstoft, *J. Heterocycl. Chem.*, 1995, **32**, 1641; (b) R. Engqvist, A. Javaid and J. Bergman, *Eur. J. Org. Chem.*, 2004, 2589; (c) A. V. Butin, F. A. Tsiunchik, V. T. Abaev and V. E. Zavodnik, *Synlett*, 2008, 1145; (d) F. M. Moghaddam, H. Saeidian, Z. Mirjafary, S. Taheri and S. Kheirjou, *Synlett*, 2009, 1047; (e) I. Savych, T. Glaesel, A. Villinger, V. Y. Sosnovskikh, V. O. Iaroshenko and P. Langer, *Org. Biomol. Chem.*, 2015, **13**, 729; (f) J. Liu, Y. Zhang, Y. Yue, Z. Wang, H. Shao, K. Zhuo, Q. Lv and Z. Zhang, *J. Org. Chem.*, 2019, **84**, 12946; (g) L. Yang, S. Zhou, J.-Q. Zhao, Y. You, Z.-H. Wang, M.-Q. Zhou and W.-C. Yuan, *Org. Biomol. Chem.*, 2021, **19**, 3678.
- European Medicines Agency. in ICH Guideline Q3D on Elemental Impurities (London, 2015), https://www.ema.europa.eu/docs/en_GB/document_library/Scientific_guideline/2015/01/WC500180284.pdf.
- Ö. Usluer, M. Abbas, G. Wantz, L. Vignau, L. Hirsch, E. Grana, C. Brochon, E. Cloutet and G. Hadziioannou, *ACS Macro Lett.*, 2014, **3**, 1134.
- The reaction between indoline-2-thiones with alkyl 2-halo acetoacetate under different conditions was investigated employing the 6-bromoindoline-2-thione **2d** and the ethyl 2-chloro acetoacetate **A** as representative model. The results obtained are summarized in the Table S1 reported in the ESI.†
- (a) L. Wei, C. Shen, Y.-Z. Hu, H.-Y. Tao and C.-J. Wang, *Chem. Commun.*, 2019, **55**, 6672; (b) S. M. M. Lopes, A. L. Cardoso, A. Lemos and T. M. V. D. Pinho e Melo, *Chem. Rev.*, 2018, **118**, 11324; (c) O. A. Attanasi, L. De Crescentini, G. Favi, P. Filippone, F. Mantellini, F. R. Perrulli and S. Santeusano, *Eur. J. Org. Chem.*, 2009, 3109.
- (a) O. A. Attanasi, L. De Crescentini, G. Favi, P. Filippone, S. Lillini, F. Mantellini and S. Santeusano, *Org. Lett.*, 2005, **7**, 2469; (b) O. A. Attanasi, S. Bartoccini, G. Favi, G. Giorgi, F. R. Perrulli and S. Santeusano, *J. Org. Chem.*, 2012, **77**, 1161; (c) S. Santeusano, R. Majer, F. R. Perrulli, L. De



- Crescentini, G. Favi, G. Giorgi and F. Mantellini, *J. Org. Chem.*, 2017, **82**, 9773; (d) G. Mari, M. Verboni, L. De Crescentini, G. Favi, S. Santeusano and F. Mantellini, *Org. Chem. Front.*, 2018, **5**, 2108; (e) G. Mari, L. De Crescentini, G. Favi, S. Santeusano and F. Mantellini, *Eur. J. Org. Chem.*, 2018, 6548.
- 21 Indoline-2-thione was prepared following a general procedure for conversion of the carbonyl group to the thione group: J. W. Scheeren, P. H. J. Ooms and R. J. F. Nivard, *Synthesis*, 1973, 149.
- 22 For reviews on Amberlyst-15H in organic synthesis, see: (a) R. Pal, T. Sarkar and S. Khasnobis, *ARKIVOC*, 2012, (i), 570; (b) T. Okuhara, *Chem. Rev.*, 2002, **102**, 3641.
- 23 (a) European Medicines Agency. in ICH Guideline Q3D on Elemental Impurities (London, 2015), https://www.ema.europa.eu/docs/en_GB/document_library/Scientific_guideline/2015/01/WC500180284.pdf; (b) Ö. Usluer, M. Abbas, G. Wantz, L. Vignau, L. Hirsch, E. Grana, C. Brochon, E. Cloutet and G. Hadziioannou, *ACS Macro Lett.*, 2014, **3**, 1134.
- 24 Some recent examples of in situ generated DDs: (a) T. Chen, C. Che, Z. Guo, X.-Q. Dong and C.-J. Wang, *Org. Chem. Front.*, 2021, **8**, 4392; (b) W.-C. Yuan, B.-X. Quan, J.-Q. Zhao, Y. You, Z.-H. Wang and M.-Q. Zhou, *J. Org. Chem.*, 2020, **85**, 11812; (c) J. Feng, T. He, Y. Xie, Y. Yu, J. B. Baell and F. Huang, *Org. Biomol. Chem.*, 2020, **18**, 9483; (d) W. Yin, L. Fang, Z. Wang, F. Gao and Z. Li, *Org. Lett.*, 2019, **21**, 7361; (e) Y. Zhang, Y. Cao, L. Lu, S. Zhang, W. Bao, S. Huang and Y. Rao, *J. Org. Chem.*, 2019, **84**, 7711; (f) B. Cheng, Y. Li, T. Wang, X. Zhang, H. Li, Y. Li and H. Zhai, *Chem. Commun.*, 2019, **55**, 14606; (g) S. Emamian, M. Soleymani and S. S. Moosavi, *New J. Chem.*, 2019, **43**, 4765.
- 25 To synthesize compound **4u** the necessary 4,4-unsubstituted DD was prepared in situ by treatment of the α -bromohydrazone **5a** with one equivalent of potassium carbonate:



- 26 L. Preti, O. A. Attanasi, E. Caselli, G. Favi, C. Ori, P. Davoli, F. Felluga and F. Prati, *Eur. J. Org. Chem.*, 2010, 4312.

