


 Cite this: *Chem. Commun.*, 2022, 58, 13979

 Received 12th October 2022,
Accepted 8th November 2022

DOI: 10.1039/d2cc05567h

rsc.li/chemcomm

Hydrogermylation initiated by trialkylborohydrides: a living anionic mechanism†

 Maciej Zaranek,^{id}*^{ab} Mateusz Nowicki,^{id}^b Piotr Andruszak,^{id}^b
Marcin Hoffmann^{id}^b and Piotr Pawluć^{id}^{ab}

Sodium trialkylborohydrides were found to be initiators of selective hydrogermylation of aromatic alkenes. Addition of phenylgermane and diphenylgermane in the presence of 10 mol% of NaHB(sec-Bu)₃ proceeded in a highly selective manner to give – in contrast to the analogous hydrosilylation process – β-germylated products. The nature of this process was explained with the aid of DFT calculations and it was proposed that the mechanism proceeds via a trisubstituted germanide anion whose attack on the terminal vinyl carbon is the source of selectivity.

Hydrogermylation of terminal alkenes and alkynes (Scheme 1) is a powerful transformation for catalytic synthesis of organogermanes.

The addition of hydrogermanes across multiple carbon-carbon bonds typically relies on the activation of the Ge–H bond by transition metal complexes (mainly Pd, Ru, Rh, and Pt)¹ or radical initiators such as Et₃B/O₂ and AIBN.² Recently, a new generation of catalysts based on earth-abundant first-row transition metal carbonyl complexes of Fe,³ Mn,⁴ and Co⁵ have also attracted considerable attention. Moreover, hydrogermylation of alkynes⁶ as well as transfer hydrogermylation of alkenes⁷ have been successfully achieved using transition metal-free, boron-containing catalyst: B(C₆F₅)₃. However, to the best of our knowledge there is no report on the use of commercially available alkali metal trialkylborohydrides in this process.

The position of germanium between silicon and tin in group 14 of the periodic table causes organogermanium compounds to exhibit properties similar to those of organosilicon and organotin compounds, however, the synthetic chemistry of this element is still in its infancy, and therefore, organogermanes have not received significant attention.⁸ On the other hand,

organogermanes have found use as essential cross-coupling partners in selective carbon–carbon bond formation reactions to circumvent the limitations of traditional organometallic reagents. Recent progress in the application of organogermanes has been outlined in the work of Schoenebeck and Fricke, who have shown that organogermanium compounds possess unique and complementary reactivity in relation to that of other organometallic coupling agents, paving the way for their further interesting applications in organic synthesis.⁹

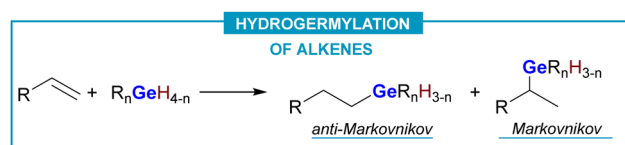
We have already reported that NaHBET₃ can be used as a catalyst for Markovnikov selective hydrosilylation of aromatic alkenes^{10,11} and dehydrogenative silylation of terminal alkynes.¹² NaHBET₃ has also been demonstrated by Thomas' and our group to catalyze hydroboration of phenylacetylene with pinacolborane to give (*E*)-styryl boronic ester.^{13,14} Given the growing interest in application of organogermanes in organic synthesis and the mechanistic similarity of hydrosilylation and hydroboration to already known occurrences of hydrogermylation, we decided to study the reactivity of alkali metal triethylborohydrides in the presence of aromatic alkenes and primary and secondary germanes to examine the impact of these commonly used reductants on the course of the hydrogermylation process.

Driven by previous successful experiments in hydrosilylation, we initialized the research on hydrogermylation by screening the catalytic activity of different trialkylborohydrides in a reaction of diphenylgermane with styrene. Also as previously, toluene has been used as a solvent and reactions were carried out for 20 hours at 100 °C. The first experiments unfolded unexpectedly, producing

^a Centre for Advanced Technologies, Adam Mickiewicz University, Uniwersytetu Poznańskiego st. 10, 61-614, Poznań, Poland. E-mail: zaranek@amu.edu.pl

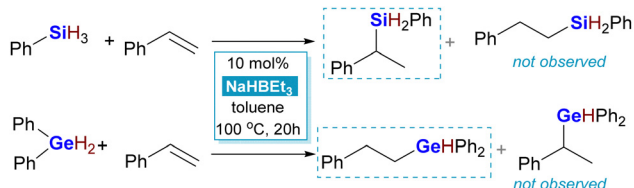
^b Faculty of Chemistry, Adam Mickiewicz University, Uniwersytetu Poznańskiego st. 8, 61-614, Poznań, Poland

† Electronic supplementary information (ESI) available: Details of mechanistic calculations, analysis of isolated products. See DOI: <https://doi.org/10.1039/d2cc05567h>



Scheme 1 Hydrogermylation.





Scheme 2 Opposite selectivity of hydrosilylation and hydrogermylation under the same conditions.

diphenyl(2-phenylethyl)germane exclusively, a product of opposite regioselectivity compared to hydrosilylation (Scheme 2).

Out of several commercially available trialkylborohydrides, *i.e.* LiHB Et_3 , NaHB Et_3 , NaHB(*sec*-Bu) $_3$, and KBH Et_3 , it was the third one that exhibited the best selectivity and reactivity. As observed also in other research, lithium triethylborohydride turned out to promote unwanted side reactions, whereas its potassium congener led to formation of heavier products of consequent hydrogermylation (higher-order products). Decreasing the amount of sodium tri(*sec*-butyl)borohydride resulted in a decrease in conversion of diphenylgermane, and thus a loading of 10% has been maintained in the subsequent experiments. The reaction did not proceed at all when no borohydride was added.

Several conjugated aromatic alkenes were hydrogermylated by phenyl- and diphenylgermane, as shown in the Chart 1. It is worth noting that tri(*n*-butyl)germane was inactive under the conditions used in this research. The isolation of adducts of phenylgermane turned out to be challenging. The instability of PhGeR $_2$ towards hydrolysis precluded chromatographic purification methods, as most of these products could not be retrieved from the chromatography column, even when silanised silica was used as a stationary phase. These compounds were identified only by gas chromatography coupled with mass spectrometry (GC-MS). It was, however, possible to purify six exemplary compounds, whose analysis further confirmed that hydrogermylation aided by tri(*sec*-butyl)borohydride yields products with anti-Markovnikov selectivity. Among those was the product of hydrogermylation of 2-vinylnaphthalene with phenylgermane, **6**. To better explain these findings, we turned to the theoretical simulation of possible reaction pathways by means of DFT methods. \ddagger

It appeared natural to begin the theoretical investigation with an approach described in our previous research. 11 After

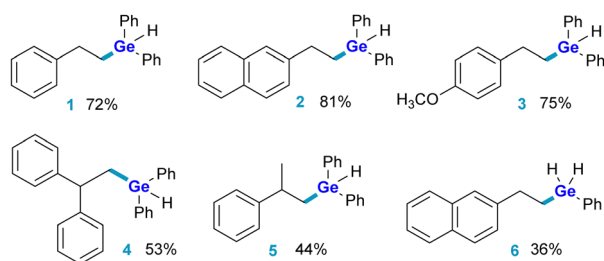


Chart 1 Products of NaHB(*sec*-Bu) $_3$ assisted hydrogermylation. Yields are given as isolated.

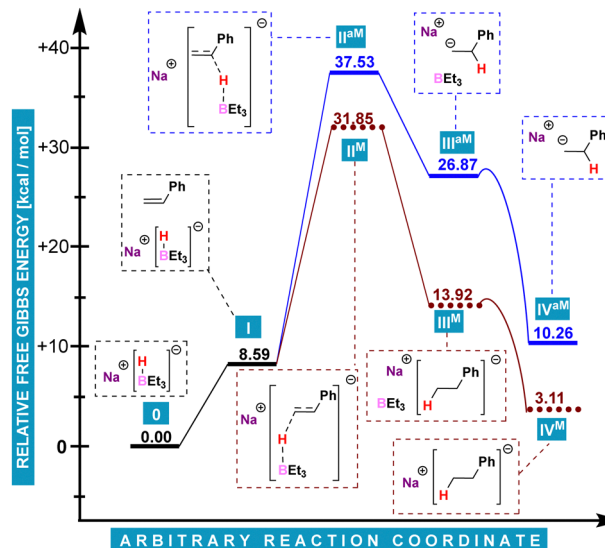


Chart 2 Energy profiles calculated for initial stages of hydrogermylation pathways analogous to already published hydrosilylation mechanism.

initial calculations (for details, see ESI †), the conclusion was drawn that regardless of the final regioselectivity, such reaction would be initiated by a nucleophilic attack of a NaHBMe $_3$ hydride anion on the terminal carbon atom of styrene (Chart 2, M superscript), which would be preferred over the attack at benzylic carbon (aM superscript). The observations for phenylgermane were almost identical as for phenylsilane. Chart 2 is introduced to give a picture of relative energies of proposed initial reaction steps. All energy differences given in the manuscript refer to Gibbs energy. Despite its coherence, this mechanism could not be applied to hydrogermylation, since its occurrence would result in the formation of Markovnikov products.

Instead, the probable reaction pathway we devised (Chart 3), proceeds with the formation of sodium dihydro(phenyl)germanide **VIII**. It has been reported that analogous species is formed from a hydrogermane by deprotonation with *e.g.* benzylpotassium. 15,16 To examine this possibility, we have conducted an experiment with the use of benzylna, in which we observed that BnNa was able to initiate hydrogermylation. In the next step, **VIII** attacks a styrene molecule at the terminal carbon atom and produces a carbanion (**IX–XI**). The latter is consequently a resonance-stabilized benzylic one in which the germanium atom is at the anti-Markovnikov position. The final product **XV** is released after carbanion **XI** abstracts a hydrogen cation from phenylgermane (**XII–XIV**) which leads to the regeneration of sodium dihydro(phenyl)germanide and starting a next cycle.

The analysis of Chart 3 delivers a precise explanation for the anti-Markovnikov mode of reaction between phenylgermane and styrene. Starting from **V**, a barrier of only *ca.* 13.6 kcal mol $^{-1}$ (**VI**) has to be overcome to generate NaPhGeH $_2$ (**VII**). This step can be seen as essentially irreversible as the reverse reaction would require *ca.* 31.0 kcal mol $^{-1}$. The cycle itself includes two transition states: a relative 16.7 kcal mol $^{-1}$



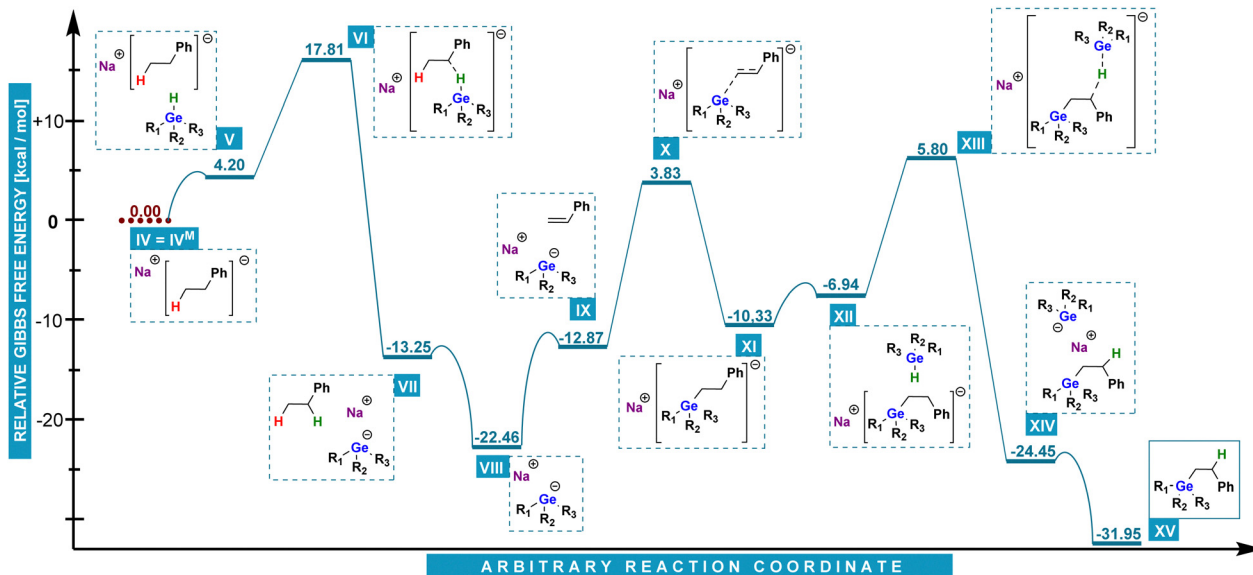


Chart 3 DFT energy calculation of the most possible pathway of anti-Markovnikov hydrogermylation in the presence of alkali metal trialkylborohydrides.

one of styrene activation **X**, and a 12.7 kcal mol⁻¹ one of sodium dihydro(phenyl)germanide regeneration **XIII**.

The former is much lower than activation of styrene by NaHBMe₃ (23.3 kcal mol⁻¹) and provides a convincing explanation for the anti-Markovnikov mode of reaction. Gibbs free energy profiles display similar features for diphenylgermane (for details, see ESI[†]).

The mode of initial generation of the essential sodium dihydro(phenyl)germanide has found further support in an experiment showing that an increase in the amount of NaHB(*sec*-Bu)₃ resulted in a proportional increase of the amount of ethylbenzene formed.

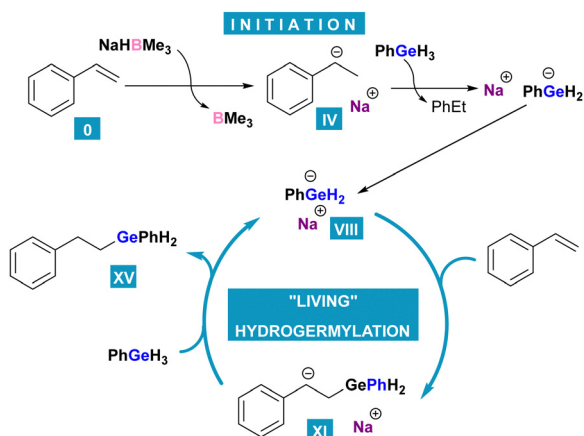
The use of Ph₂GeD₂ in a reaction with 2-vinylnaphthalene gave 2-(1-deuterioethyl)naphthalene whose formation can be easily explained on the basis of the proposed mechanism of germanide formation. Such reaction was also visibly less efficient. Moreover, adding benzyl bromide to the reaction mixture

resulted in formation of benzyl(diphenyl)germane, a product of nucleophilic substitution of BnBr with the germanide, which could be detected by GC-MS.

A conclusive form of proposed mechanism of hydrogermylation is shown in the Scheme 3.

Altogether, we have demonstrated that sodium tri(*sec*-butyl)borohydride is an initiator of anti-Markovnikov selective hydrogermylation of conjugated aromatic alkenes. The reaction further proceeds *via* a germanide anion which is regenerated in the last step, and no borohydride moiety is further needed. This results in the conclusion that hydrogermylation in this reaction system can be described as a 'living' process.

This research was financially supported by the National Science Centre (Poland), grant no. UMO-2016/23/B/ST5/00177. Computations were carried out using the PL-Grid infrastructure. MZ gratefully acknowledges financial support of the Foundation for Polish Science, grant no. START 096.2020. MN gratefully acknowledges grant no. POWR.03.02.00-00-I020/17 co-financed by the European Union through the European Social Fund. Submitted in partial satisfaction of the requirements for the PhD degree (MN).



Scheme 3 Proposed mechanism of "living" anionic hydrogermylation of styrenes.

Conflicts of interest

There are no conflicts to declare.

Notes and references

† DFT calculations. For details, see ESI[†]. Initial structures of reactants were generated with usual values of bond lengths and valence angles¹⁷ and were followed by full geometry optimization toward potential energy minima. In these and subsequent computations, M06-2X/6-31++G(d,p)/LANL2DZdp level of theory^{18–28} was used (LANL2DZdp basis set for Si and Ge atoms and 6-31++G(d,p) for other atoms). Based on our previous research, triethylborane was substituted with trimethylborane. To identify possible reaction pathways, we conducted relaxed potential



energy scans while controlling 1 or 2 interatomic distances. Whenever a scan did not result in a new stationary point, the path was discarded; otherwise, synchronous transit-guided quasi-Newton approach (QST3)²⁹ was used to determine the geometry of the respective transition state (TS), followed by a pseudo IRC³⁰ calculation to confirm or generate potential energy minima that are connected by a given TS. For all stationary points identified throughout the research, force constants and the resulting vibrational modes (freq calculations) were computed. Each of these calculations was carried out for molecules dissolved in toluene within the polarizable continuum model (PCM).^{31,32} Gibbs free energies, *i.e.* sums of electronic and thermal free energies, were calculated at standard $p = 1.00000$ atm and $T = 373.150$ K. Counterpoise corrections^{33,34} were calculated for up to four fragments defined. The Gaussian 16 program package was used for all quantum-chemical computations.³⁵ Basis Set Exchange resource was used to optimize the level of theory employed.³⁶

- 1 A. P. Dobbs and F. K. I. Chio, in *Comprehensive Organic Synthesis II*, ed. P. Knochel and G. A. Molander, Elsevier, 2nd edn, 2014, pp. 964–998.
- 2 H. Yorimitsu and K. Oshima, *Inorg. Chem. Commun.*, 2005, **8**, 131–142.
- 3 M. Itazaki, M. Kamitani and H. Nakazawa, *Chem. Commun.*, 2011, **47**, 7854.
- 4 H. Liang, Y.-X. Ji, R.-H. Wang, Z.-H. Zhang and B. Zhang, *Org. Lett.*, 2019, **21**, 2750–2754.
- 5 M. R. Radzhabov and N. P. Mankad, *Org. Lett.*, 2021, **23**, 3221–3226.
- 6 T. Schwier and V. Gevorgyan, *Org. Lett.*, 2005, **7**, 5191–5194.
- 7 S. Keess and M. Oestreich, *Org. Lett.*, 2017, **19**, 1898–1901.
- 8 T. Akiyama, in *Main Group Metals in Organic Synthesis*, ed. H. Yamamoto and K. Oshima, Wiley-VCH, Weinheim, 2004, pp. 593–619.
- 9 C. Fricke and F. Schoenebeck, *Acc. Chem. Res.*, 2020, **53**, 2715–2725.
- 10 M. Zaranek, S. Witomska, V. Patroniak and P. Pawluć, *Chem. Commun.*, 2017, **53**, 5404–5407.
- 11 M. Nowicki, M. Zaranek, P. Pawluć and M. Hoffmann, *Catal. Sci. Technol.*, 2020, **10**, 1066–1072.
- 12 M. Skrodzki, S. Witomska and P. Pawluć, *Dalton Trans.*, 2018, **47**, 5948–5951.
- 13 N. W. J. Ang, C. S. Buettner, S. Docherty, A. Bismuto, J. R. Carney, J. H. Docherty, M. J. Cowley and S. P. Thomas, *Synthesis*, 2017, 803–808.
- 14 A. M. Maj, B. Szarlan, P. Pawluć and M. Zaranek, *Polyhedron*, 2022, **223**, 115961.
- 15 J. J. Maudrich, F. Diab, S. Weiß, M. Widemann, T. Dema, H. Schubert, K. M. Krebs, K. Eichele and L. Wesemann, *Inorg. Chem.*, 2019, **58**, 15758–15768.
- 16 D. Quane and R. S. Bottei, *Chem. Rev.*, 1963, **63**, 403–442.

- 17 A. K. Rappe, C. J. Casewit, K. S. Colwell, W. A. Goddard and W. M. Skiff, *J. Am. Chem. Soc.*, 1992, **114**, 10024–10035.
- 18 Y. Zhao and D. G. Truhlar, *Theor. Chem. Acc.*, 2008, **120**, 215–241.
- 19 T. Clark, J. Chandrasekhar, G. W. Spitznagel and P. V. R. Schleyer, *J. Comput. Chem.*, 1983, **4**, 294–301.
- 20 W. R. Wadt and P. J. Hay, *J. Chem. Phys.*, 1985, **82**, 284–298.
- 21 J. D. Dill and J. A. Pople, *J. Chem. Phys.*, 1975, **62**, 2921–2923.
- 22 R. Ditchfield, W. J. Hehre and J. A. Pople, *J. Chem. Phys.*, 1971, **54**, 724–728.
- 23 M. M. Francl, W. J. Pietro, W. J. Hehre, J. S. Binkley, M. S. Gordon, D. J. DeFrees and J. A. Pople, *J. Chem. Phys.*, 1982, **77**, 3654–3665.
- 24 M. S. Gordon, J. S. Binkley, J. A. Pople, W. J. Pietro and W. J. Hehre, *J. Am. Chem. Soc.*, 1982, **104**, 2797–2803.
- 25 P. C. Hariharan and J. A. Pople, *Theor. Chim. Acta*, 1973, **28**, 213–222.
- 26 W. J. Hehre, R. Ditchfield and J. A. Pople, *J. Chem. Phys.*, 1972, **56**, 2257–2261.
- 27 G. W. Spitznagel, T. Clark, P. von Ragué Schleyer and W. J. Hehre, *J. Comput. Chem.*, 1987, **8**, 1109–1116.
- 28 C. E. Check, T. O. Faust, J. M. Bailey, B. J. Wright, T. M. Gilbert and L. S. Sunderlin, *J. Phys. Chem. A*, 2001, **105**, 8111–8116.
- 29 C. Peng and H. Bernhard Schlegel, *Isr. J. Chem.*, 1993, **33**, 449–454.
- 30 K. Fukui, *Acc. Chem. Res.*, 1981, **14**, 363–368.
- 31 S. Miertuš, E. Scrocco and J. Tomasi, *Chem. Phys.*, 1981, **55**, 117–129.
- 32 J. Tomasi, B. Mennucci and R. Cammi, *Chem. Rev.*, 2005, **105**, 2999–3093.
- 33 S. F. Boys and F. Bernardi, *Mol. Phys.*, 1970, **19**, 553–566.
- 34 S. Simon, M. Duran and J. J. Dannenberg, *J. Chem. Phys.*, 1996, **105**, 11024–11031.
- 35 M. J. Frisch, G. W. Trucks, H. B. Schlegel, G. E. Scuseria, M. A. Robb, J. R. Cheeseman, G. Scalmani, V. Barone, G. A. Petersson, H. Nakatsuji, X. Li, M. Caricato, A. V. Marenich, J. Bloino, B. G. Janesko, R. Gomperts, B. Mennucci, H. P. Hratchian, J. V. Ortiz, A. F. Izmaylov, J. L. Sonnenberg, D. Williams-Young, F. Ding, F. Lipparini, F. Egidi, J. Goings, B. Peng, A. Petrone, T. Henderson, D. Ranasinghe, V. G. Zakrzewski, J. Gao, N. Rega, G. Zheng, W. Liang, M. Hada, M. Ehara, K. Toyota, R. Fukuda, J. Hasegawa, M. Ishida, T. Nakajima, Y. Honda, O. Kitao, H. Nakai, T. Vreven, K. Throssell, J. A. Montgomery, Jr., J. E. Peralta, F. Ogliaro, M. J. Bearpark, J. J. Heyd, E. N. Brothers, K. N. Kudin, V. N. Staroverov, T. A. Keith, R. Kobayashi, J. Normand, K. Raghavachari, A. P. Rendell, J. C. Burant, S. S. Iyengar, J. Tomasi, M. Cossi, J. M. Millam, M. Klene, C. Adamo, R. Cammi, J. W. Ochterski, R. L. Martin, K. Morokuma, O. Farkas, J. B. Foresman and D. J. Fox, *Gaussian 16, Revision C.01*, Gaussian, Inc., Wallingford CT, 2016.
- 36 B. P. Pritchard, D. Altarawy, B. Didier, T. D. Gibson and T. L. Windus, *J. Chem. Inf. Model.*, 2019, **59**, 4814–4820.

