

Cite this: *J. Mater. Chem. A*, 2021, 9, 8805

Designing of magnetic MAB phases for energy applications†

Chen Shen,^a Qiang Gao,^a Nuno M. Fortunato,^a Harish K. Singh,^a Ingo Opahle,^a Oliver Gutfleisch^{ab} and Hongbin Zhang^{*a}

Based on high-throughput density functional theory calculations, we performed screening for stable magnetic MAB compounds and predicted potential strong magnets for permanent magnet and magnetocaloric applications. The thermodynamical, mechanical, and dynamical stabilities are systematically evaluated, resulting in 21 unreported compounds on the convex hull, and 434 materials being metastable considering convex hull tolerance to be 100 meV per atom. Analysis based on the Hume-Rothery rules revealed that the valence electron concentration and size factor difference are of significant importance in determining the stability, with good correspondence with the local atomic bonding. We found 71 compounds with the absolute value of magneto-crystalline anisotropy energy above 1.0 MJ m^{-3} and 23 compounds with a uniaxial anisotropy greater than 0.4 MJ m^{-3} , which are potential gap magnets. Based on the magnetic deformation proxy, 99 compounds were identified as potential materials with interesting magnetocaloric performance.

Received 11th November 2020

Accepted 26th January 2021

DOI: 10.1039/d0ta11026d

rsc.li/materials-a

1 Introduction

The modern industrial and societal demands for advanced functional magnetic materials are growing faster as we are witnessing the global expansion of hybrid-electric vehicles, robotics, wind turbines, and automation, leading to a strong incentive on the green energy revolution.^{1,2} Particularly, the efficient harvesting of renewable energy (such as wind energy) and endeavor to reduce the greenhouse effect (mainly through the development of e-mobility and magnetic refrigeration) have intensified the impetus to design resource-efficient magnetic materials with optimal performance, such as permanent magnets and magnetocaloric materials. For instance, one interesting question is to identify the so-called gap magnets,³ *i.e.*, permanent magnets with their energy density $(\text{BH})_{\text{max}}$ lying between the widely applied AlNiCo and ferrites⁵ and the high-performance Sm-Co⁶ and Nd-Fe-B-based⁷ permanent magnets. Potential candidates can be characterized using the dimensionless figure of merit $\kappa = \sqrt{K_1/(\mu_0 M_S^2)}$,⁸ providing an effective descriptor for high-throughput screening. Moreover, following the discovery of Gd₅Si₂Ge₂ (ref. 9) and LaFeSi₁₃ (ref. 10) with giant magnetocaloric effect (MCE) around room temperature, magnetic refrigeration technology is assumed to

be capable of competing with and hopefully surpassing conventional refrigeration in terms of energy efficiency, environmentally friendly and ecological impact in the near future.^{11–13} However, most permanent magnets and potential magnetocaloric materials with high performance are based on the intermetallic compounds containing rare-earths (RE), which are resource critical.¹⁴ Therefore, rare-earth-free permanent magnets and MCE materials with enhanced efficiency over a broad temperature range and useful secondary properties, such as mechanical stability, corrosion resistance, shapeability, sustainability, and recyclability, are still desirable.^{15,16}

The MAB phases with nanolaminated crystal structures exhibit intriguing magnetic properties and mechanical deformation behavior, which have attracted considerable attention recently.¹⁷ Such materials are ternary borides comprising stacked M-B layers (M = transition metal, B = boron) interleaved by monolayers of A atoms. In this regard, the crystal structures are quite similar to those of the well-known MAX phases $M_{n+1}AX_n$ (X = C and N, A denotes a main group element), which host a unique combination of metallic and ceramic properties.¹⁸ The novel magnetic nanolaminates recently discovered in the MAX phases,¹⁹ are also expected in the MAB phases. Moreover, Fe₂AlB₂ was found to be a promising magnetocaloric material exhibiting an interesting MCE,²⁰ with the ordering temperature around 300 K confirmed by experimental^{21,22} and theoretical studies.^{23–25} Ke *et al.*²⁶ investigated the intrinsic properties of Fe₂AlB₂, and found a MAE as large as -1.34 MJ cm^{-3} , in good agreement with the experiments.²² Recently, Cr₄AlB₄ with a novel structure of MAB phase has been synthesized consistent with the theoretical calculations.²⁷

^aInstitut für Materialwissenschaft, Technische Universität Darmstadt, 64287, Darmstadt, Germany. E-mail: hzhang@imm.tu-darmstadt.de

^bFraunhofer-Research Institution Materials Recycling and Resource Strategies IWKS, 63457, Hanau, Germany

† Electronic supplementary information (ESI) available. See DOI: 10.1039/d0ta11026d



Khazaei *et al.*²⁸ carried out high-throughput (HTP) calculations on Al-containing non-magnetic MAB phases and predicted 9 stable compounds. More recently, Miao *et al.*²⁹ reported another HTP screening for Ti–A–B, Zr–A–B, and Hf–A–B and predicted 7 thermodynamically stable compounds. Therefore, an interesting question is whether there exist more stable MAB compounds beyond the above-mentioned cases and whether are they good candidates as potential functional magnetic materials.

In this work, based on HTP density functional theory (DFT) calculations, we systematically studied the stabilities and the magnetic properties of the MAB compounds to identify possible candidates for permanent magnets and magnetocaloric materials. Six experimentally synthesized MAB phases and three non-MAB phases (as competitive phases) are considered (Fig. 1), including MAB³⁰ (space group *Cmcm*), M₂AB₂ (ref. 31) (space group *Cmcm*), M₃A₂B₂ (ref. 32) (space group *Cmcm*), M₃AB₄ (ref. 33) (space group *Immm*), M₄AB₄ (ref. 27) (space group *Immm*) and M₄AB₆ (ref. 34) (space group *Cmcm*); non-MAB phases are M₅AB₂ (ref. 35) (space group *I4/mcm*), M₃A₂B₂ (ref. 36) (space group *P2/m*) and M₄A₃B₂ (ref. 36) (space group *P4/mmm*). Three non-MAB phases are considered as competitive phases in order to make the prediction of MAB compounds more reliable. Such compounds are flexible in the chemical compositions and have tunable magnetic properties. For example, Fe₅SiB₂ has a *T_C* higher than 760 K, a *M_S* larger than 1 MA m⁻¹, and a MAE more than 0.30 MJ m⁻³ at room temperature.^{37–41} After validating all the experimentally known phases, we identified stable and metastable ternary borides based on the systematic evaluation of the thermodynamical, mechanical, and dynamical stabilities. Taking the M₂AB₂-type compounds as an example, we investigated the effect of magnetic ordering on the thermodynamic stability, followed by a comprehensive analysis of the stability

trend following the Hume-Rothery rules and local atomic bonding. The MAE and magnetic deformation proxy are evaluated explicitly, which help to screen for potential permanent magnets and magnetocaloric materials. Our work expands the materials library of rare-earth free permanent magnets and magnetic refrigeration, and thus provides valuable guidance to further theoretical and experimental studies to design advanced magnetic materials in transition metal-based ternary borides for energy applications.^{13,16}

2 Computational details

The DFT calculations are performed using an in-house developed HTP environment^{42,43} to determine the thermodynamical stability for the above mentioned six MAB and three non-MAB phases, as demonstrated in recent studies.^{44–46} It is noted that the non-MAB phases are regarded as competitive phases for the MAB phase to obtain the reliable convex hull, which is also applied in designing MAX phases by considering anti-perovskites as a competitive phase.⁴⁵ Thermodynamical stability is evaluated by considering the formation energy (*E_f*) and the distance to the convex hull with respect to all the relevant competing phases available in the OQMD database.⁴⁷ All the calculations are carried out using the Vienna *ab initio* simulation package (VASP) code.^{48,49} The MAE of the predicted stable phases is obtained using the full-potential local-orbital (FPLO)⁵⁰ code in the force theorem regime, and the recently proposed magnetic deformation proxy⁵¹ is used to evaluate the MCE. More details of the computational processes can be found in the ESI.†

3 Results and discussion

3.1 Stabilities of phases

3.1.1 Thermodynamical stability. The thermodynamical stability of the MAB and non-MAB phases (shown in Fig. 1) are obtained based on the formation energy ΔE_f and distance to the convex hull ΔE_h , where $\Delta E_f < 0$ and $\Delta E_h = 0$ are required for the stable phases. In general, $\Delta E_f < 0$ ensures that the target compounds are energetically stable against decomposing into the constituent elements following the reaction $M_xA_yB_z \rightarrow xM + yA + zB$, whereas $\Delta E_h = 0$ denotes the stability upon the decomposition into any binary and ternary phases according to the reaction $\Delta E_h = E_{tot}$ (predicted phase) – E_{tot} (competing phases). In our calculations, the competing phases include all the relevant compounds found in the OQMD database.^{47,52} As summarized in Table 1, there are 21 compounds satisfying the thermodynamic stability criteria, 17 of them are with one of the MAB structures. According to the literature, 15 ternary borides with one of the considered structures have been experimentally synthesized, as listed in Table 1. All such compounds exhibit $\Delta E_f < 0$ and $\Delta E_h < 80$ meV per atom (due to the possible numerical errors in DFT, competing phases, and finite-temperature effects), validating our methodology and hence the validity of the newly predicted phases. The resulting lattice parameters are in good agreement with the existing measurements and other theoretical calculations, as listed in Table 1. A

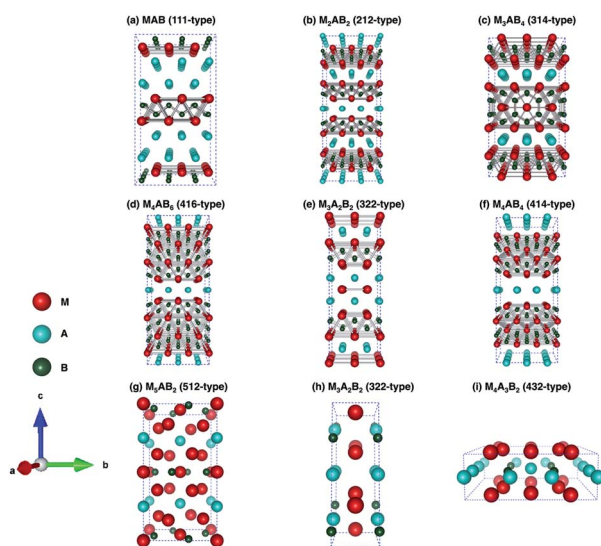


Fig. 1 Crystal structures of considered MAB phases (a–f) and non-MAB phases (g and h): (a) 222-type [*Cmcm*], (b) 212-type [*Cmcm*], (c) 314-type [*Pm3m*], (d) 416-type [*Cmmm*], (e) 322-type [*Cmcm*], (f) 414-type [*Immm*], (g) 512-type [*I4/mcm*], (h) 322-type [*P2/m*] and (i) 432-type [*P4/mmm*].



Table 1 List of MAB and non-MAB phases that we found stable based on relative stability analysis. The present considered phases experimentally synthesized are indicated by asterisks (*). Lattice parameters (Å), formation energy (eV per atom), distance to the convex hull (eV per atom), competing phases, magnetism (Mag.) and magnetic moment (M and the unit as μ_B per magnetic atom) in considered phases are shown

Phases	Space group	Lattice			ΔE_f	ΔE_h	Competing phases	Mag.	M
		a	b	c					
FeBeB	63	2.648	12.164	2.925	-0.326	0	FeB, Be ₂ Fe, B	FM	0.422
MnBeB	63	2.811	12.252	2.809	-0.378	0	MnB, Be	NM	0.002
Fe ₂ AlB ₂ *	65	2.916	11.019	2.851	-0.401	0	FeAl ₆ , AlB ₂ , FeB	FM	1.330
Ref. Exp. ²⁰		2.928	11.033	2.868					
Ref. Cal. ²⁶		2.915	11.017	2.851					
Fe ₂ BeB ₂	65	2.904	9.947	2.749	-0.344	0	Be ₂ Fe, B, FeB	AFM	0.760
Cr ₂ AlB ₂ *	65	2.923	11.051	2.932	-0.466	0	Cr ₃ AlB ₄ , Cr ₇ Al ₄₅ , CrB	NM	0.010
Ref. Exp. ³⁴		2.937	11.051	2.968					
Ref. Cal. ²⁶		2.921	11.034	2.929					
Mn ₂ AlB ₂ *	65	2.894	11.080	2.831	-0.471	0	Mn ₄ Al ₁₁ , MnB, MnB ₄	AFM	0.765
Ref. Exp. ²⁴		2.923	11.070	2.899				AFM	
Ref. Cal. ²⁶		2.887	11.109	2.830				AFM	
Mn ₂ BeB ₂	65	2.846	9.969	2.815	-0.435	0	MnB, Be	NM	0.011
Cr ₃ AlB ₄ *	47	2.939	2.939	8.091	-0.445	0	Cr ₂ AlB ₂ , CrB ₄ , CrB	NM	0.049
Ref. Exp. ³⁴		2.956	2.978	8.054					
Ref. Cal. ⁵⁶		2.938	2.943	8.090					
Cr ₄ AlB ₆ *	65	2.947	21.328	2.943	-0.422	0.012	CrB ₄ , Cr ₃ AlB ₄ , CrB	NM	0.003
Ref. Exp. ³⁴		2.952	21.280	3.013					
Ref. Cal. ⁵⁷		2.972	21.389	2.961					
Fe ₄ AlB ₄	71	2.927	18.565	2.870	-0.417	0	AlFe ₂ B ₂ , FeB	FM	1.271
Fe ₄ BeB ₄	71	2.918	17.513	2.821	-0.377	0	FeB, Be ₂ Fe, B	FM	1.017
Fe ₄ GaB ₄	71	2.939	18.557	2.883	-0.343	0	FeB, Ga ₃ Fe, B	FM	1.288
Fe ₄ MgB ₄	71	2.932	19.626	2.875	-0.354	0	FeB, Mg	FM	1.391
Fe ₄ ZnB ₄	71	2.931	18.726	2.872	-0.348	0	FeB, Zn	FM	1.326
Cr ₄ AlB ₄ *	71	2.920	18.856	2.939	-0.510	0	AlCr ₂ B ₂ , CrB	NM	0
Ref. Exp. ²⁷		2.934	18.891	2.973					
Ref. Cal. ²⁷		2.932	18.912	2.957					
Mn ₄ BeB ₄	71	2.899	17.591	2.878	-0.467	0	MnB, Be	FM	0.878
Mn ₄ AlB ₄	71	2.929	18.591	2.889	-0.499	0	MnB, Mn ₂ AlB ₂	FM	1.014
Mn ₄ IrB ₄	71	2.959	18.716	2.966	-0.450	0	MnB, Ir	FM	2.003
Ni ₄ AuB ₄	71	3.012	18.793	2.950	-0.224	0	Au, Ni ₄ B ₃ ,	NM	0
Ni ₄ CuB ₄	71	2.992	18.125	2.875	-0.227	0	B, Cu, Ni ₄ B ₃	NM	0
Ni ₄ PdB ₄	71	2.996	18.453	2.931	-0.265	0	Ni ₄ B ₃ , BPd ₂ , B	NM	0
Ni ₄ PtB ₄	71	2.995	18.351	2.960	-0.267	0	BPt ₂ , Ni ₄ B ₃ , B	NM	0
Ni ₄ ZnB ₄	71	2.992	18.517	2.880	-0.261	0	Ni ₄ B ₃ , B, ZnNi ₃ B ₂	NM	0
Fe ₃ Al ₂ B ₂ *	10	5.685	2.833	8.593	-0.426	0	FeAl ₆ , AlB ₂ , FeB	FM	0.784
Ref. Exp. ³⁶		5.723	2.857	8.57					
Fe ₄ Al ₃ B ₂	123	8.083	8.083	2.791	-0.411	0	AlFe, AlFe ₂ B ₂	NM	0.002
Co ₄ Be ₃ B ₂	123	7.586	7.586	2.586	-0.395	0	Be ₃ Co, BeCo, CoB	NM	0
Ni ₄ Li ₃ B ₂	123	8.049	8.049	2.734	-0.252	0	Li, Ni ₂ B	NM	0.0002
Fe ₃ BeB ₂	140	5.455	5.455	9.914	-0.292	0	Be ₂ Fe, Fe ₂ B, Fe	FM	1.932
Fe ₅ PB ₂ *	140	5.570	5.570	10.436	-0.392	0.033	Fe ₂ B, FeB, Fe ₂ P	FM	1.705
Ref. Exp. ³⁵		5.548	5.548	10.332				FM	1.730
Ref. Exp. ⁴⁰		5.485	5.485	10.348				FM	1.720
Ref. Exp. ⁵⁸		5.492	5.492	10.365				FM	1.658
Ref. Cal. ⁵³		5.456	5.456	10.296				FM	1.770
Fe ₃ SiB ₂	140	5.509	5.509	10.299	-0.359	0.003	Fe ₂ B, FeSi	FM	1.731
Ref. Exp. ³⁸		5.551	5.551	10.336				FM	1.808
Ref. Exp. ³⁷		5.554	5.554	10.343				FM	1.750
Ref. Cal. ³⁹		5.546	5.546	10.341				FM	1.840
Co ₅ PB ₂ *	140	5.279	5.279	10.477	-0.357	0.079	Co ₂ P, CoB, Co	FM	0.409
Ref. Exp. ⁵⁹		5.420	5.420	10.200					
Ref. Cal. ⁵³		5.284	5.284	10.541				FM	0.440
Co ₅ SiB ₂ *	140	5.484	5.484	9.942	-0.337	0.042	CoB, Co ₂ Si, Co	FM	0.394
Ref. Exp. ⁶⁰									
Ref. Cal. ³⁹		5.511	5.511	9.953				FM	0.484
Cr ₅ PB ₂ *	140	5.537	5.537	10.317	-0.474	0.032	Cr ₃ P, CrB	NM	0.022
Ref. Exp. ⁶¹		5.593	5.593	10.370					
Cr ₅ B ₃ *	140	5.431	5.431	9.923	-0.418	0	CrB, Cr ₂ B	NM	0



Table 1 (Contd.)

Phases	Space group	Lattice			ΔE_f	ΔE_h	Competing phases	Mag.	M
		a	b	c					
Ref. Exp. ⁶²		5.460	5.460	10.460					
Mn ₅ PB ₂ [*]	140	5.509	5.509	10.287	−0.480	0.033	Mn ₂ B, MnB, Mn ₂ P	FM	1.665
Ref. Exp. ⁵⁹		5.540	5.540	10.490					
Ref. Exp. ⁶³		5.540	5.540	10.490					
Mn ₅ SiB ₂ [*]	140	5.559	5.559	10.293	−0.415	0.003	MnSi, Mn ₂ B	FM	1.583
Ref. Exp. ⁶³		5.540	5.540	10.490					

special case is Co₅PB₂, where the lattice constants are underestimated (overestimated) along [100] ([001]) directions. This is also observed in previous DFT calculations,⁵³ which may be driven by the missing spin fluctuations as confirmed in (Fe_{1−x}Co_x)₂B.⁵⁴

Furthermore, not all the compounds are magnetic, *e.g.*, with finite magnetization larger than 0.05 μ_B per magnetic atom (Table 1). It is observed that the nonmagnetic compounds occur mostly for the Cr-, Mn-, and Ni-based cases, whereas Fe₄Al₃B₂ and Co₄Be₃B₂ are nonmagnetic as well. This can be understood based on the Stoner criteria, where $I\nu(E_F) > 1$ indicate possible itinerant magnetic ordering, with I being the Stoner parameter and $\nu(E_F)$ the density of states (DOS) at the Fermi energy E_F of the nonmagnetic state. For instance, the Stoner parameters of magnetic atoms range between 0.6 and 0.75 from Cr to Ni,⁵⁵ thus those compounds with marginal $\nu(E_F)$ smaller than 1.4 states per eV per magnetic atom end up as nonmagnetic (Fig. S3†) because $I\nu(E_F) < 1$. Moreover, the predicted results agree well with previous experimental and theoretical reports, *e.g.*, Fe₅PB₂ with average magnetization 1.71 μ_B/Fe ⁴⁰ and Cr₄AlB_{4/6} being nonmagnetic.^{27,34} Furthermore, it is observed that there exist nonzero induced magnetic moments on the nonmagnetic atoms which are antiparallel to the magnetic moments of the 3d atoms. For instance, Mn₄BeB₄ has the smallest ratio M_{tot}/M_{3d} of about 0.94, where the magnetic moments of non-metal B atoms are about −0.05 μ_B per B atom and those of metal Be atoms are smaller than −0.01 μ_B per Be atom.

Interestingly, the distance to the convex hull for the experimentally synthesized compounds are finite (Table 1), *e.g.*, Cr₄AlB₆, Fe₅PB₂ and Co₅PB₂ with distances to the convex hull of 12, 33 and 79 meV per atom, respectively. Co₅PB₅ with a distance to the convex hull being 79 meV per atom is a special case, where there is also a 3% deviation in the theoretical and experimental lattice constants. In fact, the calculated lattice constants of this compound agree well with previously reported calculations.⁵³ Nevertheless, this suggests that a loose tolerance $\Delta E_h < 100$ meV per atom is reasonable, though it is not deliberately chosen to cover the Co₅PB₅ phase.

Critical tolerance with comparable values for the convex hull has also been adopted in other HTP studies.^{43,46,64} This leads to 434 (335 are MAB phases) stable compounds, as listed in Table S1 in the ESI.† As a consequence, our predictions become

consistent with another HTP study²⁸ focusing on Al-containing MAB phases with early transition metals on the M-sites. For instance, 8 novel MAB phases they found, *i.e.*, CrAlB, MnAlB, Cr₃Al₂B₂, Mn₃Al₂B₂, Ni₃Al₂B₂, Mn₃AlB₄, and Fe₃AlB₄, are also predicted to be stable using the loose tolerance on the convex hull, as listed in the Table S10.† It is noted that even if such compounds are metastable, they can still be synthesized using non-equilibrium methods such as MBE and ball milling. Hereafter we will consider the stability trend and magnetic properties for all those compounds. Last but not least, it is essential to consider the non-MAB phases as competing phases beyond those in the OQMD database. It is observed that the 322-MAB Fe₃Al₂B₂ is stable with $\Delta E_h = 0$ compared with competing phases in OQMD, whereas it becomes metastable with $\Delta E_h = 33$ meV per atom after considering the non-MAB Fe₃Al₂B₂. Certainly there are other competing phases and even novel crystal structures beyond those considered in this work, which will be saved for future investigation after experimental validations.

Another interesting question for predicting stable magnetic materials is whether the magnetic configurations would influence the thermodynamic stability, since most HTP calculations are done assuming the ferromagnetic (FM) state as in the OQMD and the Materials Project.⁶⁵ This applies particularly to Mn-based compounds, as revealed by a recent work that the energy landscape of the convex hull is drastically changed after considering the magnetic ground state.⁶⁶ According to the literature, the 212-type Mn₂AlB₂ is observed to display an AFM magnetic ground state with Néel temperature about 390 K,^{26,67,68} thus we performed extensive calculations on the predicted 212-type MAB compounds. As summarized in Table S2,† 15 out of 54 magnetic compounds prefer AFM magnetic configurations, including not only Mn-based but also Fe- and Co-based compounds. The magnetic ground states are consistent with those obtained from our Monte Carlo modeling based on the Heisenberg model taking exchange parameters from DFT calculations (not shown), which will be discussed in detail elsewhere. Nevertheless, the energy difference between the FM and AFM states is less than 20 meV per atom, hence the magnetic ground state has no strong impact on the thermodynamic stability for such compounds. This can be attributed to the nano-laminated crystal structure, where the magnetic interaction between the local Mn-moments is relatively weak, in



comparison to the strongly frustrated fcc-lattice from the Cu_3Au lattice considered in ref. 66. It is noted that systematic evaluation of the magnetic ground states is a challenge, hereafter we will focus on the physical properties of the FM states, which should be valid for most of the other compounds.

After the thermodynamic stability, mechanical and dynamical stabilities should be addressed as well in order to make systematic predictions. It is observed that mechanical stability plays a marginal role as explicitly demonstrated for 21 stable compounds on the convex hull. This is consistent with our previous studies on the antiperovskite compounds.⁴⁶ For the orthorhombic MAB phases, there are nine independent elastic constants C_{11} , C_{22} , C_{33} , C_{44} , C_{55} , C_{66} , C_{12} , C_{13} , and C_{23} . For the tetragonal non-MAB phases, there are six independent elastic constants C_{11} , C_{33} , C_{44} , C_{66} , C_{12} , and C_{13} . According to the mechanical stability defined in the ref. 69, none of the novel compounds predicted to be thermodynamically stable is found to be mechanically unstable. In addition, the dynamical stability is verified by examining the phonon spectra as compiled in Fig. S2† for 21 predicted and 15 known cases. Obviously, there is no imaginary modes observed for 35 compounds, indicating that those compounds are stable against local atomic displacements. The resulting phonon spectra for Cr_2AlB_2 and Cr_3AlB_4 are in good agreement with previous reported results.⁷⁰ The mechanical (not shown) and dynamical (as indicated by phonon spectra in Fig. S2†) stabilities seem to be of marginal importance for the newly predicted compounds on the convex hull (*cf.* Table 1), which is consistent with our previous studies on the antiperovskite compounds.⁴⁶ Due to the expensive computational cost, we have not performed such detailed evaluations for the other predicted compounds with the distance to the convex hull smaller than 100 meV per atom.

Nevertheless, for $\text{Ni}_4\text{Li}_3\text{B}_2$ there exists an imaginary mode at the M point. This suggests that the compound may end up with other crystal structures or synthesized on certain substrates using molecular beam epitaxy.

3.1.2 Trends in the stability. To understand the trend of stabilities for the MAB and non-MAB phases, the number of stable compounds ($\Delta E_{\text{h}} < 100$ meV per atom) with respect to the A element are shown in Fig. S4.† It is obvious that most elements in the periodic table act as a constituent element stabilizing at least one of the considered crystal structures, whereas nine out of 59 elements (*i.e.*, K, Rb, Cs, Sr, Ba, Zr, N, Sb, and Bi) do not form any stable phases. Particularly, each of the five elements like Be, Al, Pt, Zn, and Ir support more than 22 stable phases. Moreover, among all the structure types considered in this work, 136 compounds are stable with the 414-type structure, albeit the first compound Cr_4AlB_4 was reported in 2019.²⁷

Taking the 212-type MAB structure as an example, the stability trend with respect to the chemical composition can be understood based on the Hume-Rothery rules.⁷¹ Such rules are formulated based on the difference of size, electronegativity factors and the valence electron concentration (VEC). It is observed that the electronegativity difference between the M and A elements has no strong correlation with the stability

(Fig. S5†), same as the MAX compounds.⁷² On the other hand, as shown in Fig. 2, both the atomic radius difference of the M and A elements $\frac{|R_{\text{M}} - R_{\text{A}}|}{R_{\text{A}}}$ and VEC have significant influence on the stability. Clearly, most stable compounds are within the region $\frac{|R_{\text{M}} - R_{\text{A}}|}{R_{\text{A}}} < 0.4$ and $\text{VEC} < 5.5$. The newly reported novel phases in ref. 28 also prove the practicality of the current expression factors. Similar behavior is also observed for the 414-type MAB compounds with a slightly smaller tolerance for $\text{VEC} < 6$, as shown in Fig. S6.† The reason might be due to the fact that the M-site and boron-site contributing less valence electrons because of the extended M–B block (Fig. 1).

The general trend in the stability can be elucidated based on the chemical orbital Hamilton population (COHP) obtained using the LOBSTER code,⁷³ which provides an atomic picture about the bonding. As an example which is representative for all the compounds we considered, the bond-resolved COHP is shown for M_2AlB_2 (where M are Cr, Mn, Fe, Co and Ni) and Fe_2AlB_2 (where A are Be, Mg, Ca, Sr and Ba) in Fig. S8.† Focusing on varying the M elements, the number of valence electron on the M-sites increases from 6 in Cr_2AlB_2 , to 8 in Fe_2AlB_2 , and finally to 10 in Ni_2AlB_2 . For Cr_2AlB_2 , it is obvious that the values of $-\text{COHP}$ are all positive below the Fermi energy, indicating only bonding states are occupied in the corresponding bonds, which leads to a high overall stability (Fig. S8†). Increasing the number of valence electron to 10 in Ni_2AlB_2 , the negative energies $-\text{COHP}$ appeared below the Fermi energy in the Ni–B, Ni–Al, and Ni–Ni bonds. The occupation of such anti-bonding states weakens the bonds and therefore destabilizes the Ni_2AlB_2 compound. Therefore, the ICOHP of M–Al and M–B are increasing within the number of valence electron increasing, which indicates the corresponding bond strength weakens. Similar behaviour is also observed in the COHP of Fe_2AlB_2 compounds with varying A elements being Be, Ca, and Ba

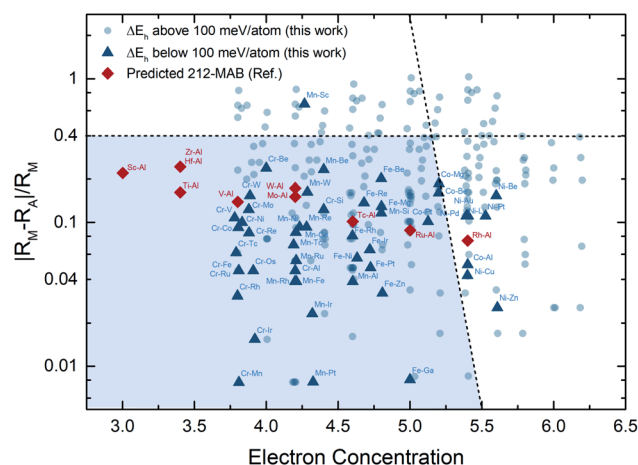


Fig. 2 The stability map of 212-MAB phases (circle symbols represent unstable phases in the present work; triangle symbols represent possible stable phases with convex hull distance below 100 meV per atom in the present work; square symbols represent newly reported novel phases in ref. 28).



and Pt, the ΔE_{SOC} of Ni, Pd, and Pt are -0.093 , 0.702 , and 2.603 meV per atom between two magnetization directions [100] and [010], corresponding to the changes in the total MAE of -0.128 , 0.181 , and 2.106 meV per atom, respectively. That is, ΔE_{SOC} of X has a more dominant contribution to the total ΔE_{SOC} and hence the MAE, when moving down the group from 3d to 5d elements. In the FePtB, the contribution of ΔE_{SOC} of Pt is 84% in total ΔE_{SOC} . Therefore, like FePt,⁷⁹ the 5d elements have a more significant contribution to the MAE because of enhanced atomic SOC strength, though the magnetic moments on such elements are induced by those of the 3d atoms.

3.2.2 MCE. As introduced above, it is postulated that ternary TM borides are promising candidates for MCE applications, such as Fe_5SiB_2 (ref. 37) and Fe_2AlB_2 .^{20–22,25} To search for more candidates in the predicted MAB and non-MAB compounds, we performed screening based on the magnetic deformation proxy.⁵¹ It is demonstrated that the magnetic entropy change ΔS_{M} upon magneto-structural transitions has a strong correlation with the magnetic deformation $\Sigma_{\text{M}} = \frac{1}{3}(\eta_1^2 + \eta_2^2 + \eta_3^2)^{1/2} \times 100$ and $\eta = \frac{1}{2}(\mathbf{P}^{\text{T}}\mathbf{P} - \mathbf{I})$ where $\mathbf{P} = \mathbf{A}_{\text{nonmag}}^{-1} \cdot \mathbf{A}_{\text{mag}}$ with $\mathbf{A}_{\text{nonmag}}$ and \mathbf{A}_{mag} being the lattice constants of the nonmagnetic and magnetic unit cells. Although there is no direct scaling between ΔS and Σ_{M} , it is suggested that $\Sigma_{\text{M}} > 1.5\%$ is a reasonable cutoff to select the promising compounds.⁵¹

Fig. 4 shows the 99 potential MCMs with $\Sigma_{\text{M}} > 1.5\%$ from 434 compounds with convex hull $\Delta E < 100$ meV per atom. Among them, the reported⁵¹ Σ_{M} of Fe_5SiB_2 (2.14%) and Fe_2AlB_2 (2.05%) are confirmed in our calculations, with the resulting Σ_{M} of 2.03% and 1.96%, respectively. Interestingly, there is positive correlation between the magnetization density and the magnitude of magnetic deformation, *i.e.*, as the magnetic deformation increases, the magnetization of compounds also increase (Fig. 4). It is noted that 82 out of 99 potential MCMs locating at $\Sigma_{\text{M}} < 3.5\%$, and the magnetization concentrating between 500 to 1000 emu cm^{-3} . Particularly, there are four compounds, *e.g.*, Fe_5B_2 (322-MAB), $\text{Fe}_3\text{Co}_2\text{B}_2$ (322-MAB), $\text{Mn}_3\text{Co}_2\text{B}_2$ (322-MAB), and Fe_2B (111-MAB), at the upper-right corner, which perform

on both large magnetization and magnetic deformation. We suspect such compounds can exhibit significant ΔS_{M} upon second order phase transition at the corresponding Curie temperature, which will be saved for detailed investigation in the future. Additionally, isostructural doping can be applied to improve the magnetocaloric performance⁸⁰ or to fine tune the magnetostructural or metamagnetic transitions,⁸¹ which enables further design of magnetocaloric materials with optimal performance.

Several important aspects on possible MCE in such materials are noteworthy, based on the distributing map with respect to the M and A sites as shown in Fig. S9.† For instance, compounds with Fe and Mn occupying the M-site show a high possibility to possess a large MCE based on the magnetic deformation, which have been confirmed in several reported compounds.^{63,82,83} Based on the correlations observed in known MCMs in ref. 51, such materials are likely to show a strong magnetocaloric effect and are therefore excellent candidates for experimental study. Moreover, compounds with Mn/Fe/Co, Ru/Rh/Pd and Os/Ir/Pt occupying the A-site also show a high potential to host remarkable magnetocaloric properties. Furthermore, it is noted the fact that Fe_2AlB_2 is composed entirely of earth-abundant elements. This provides a major advantage at least from a cost and resource point of view, over the competing MCMs that contain expensive critical elements (*e.g.*, Gd, $\text{Gd}_5\text{Si}_2\text{Ge}_2$, FeRh). Therefore, such economic material without critical elements appears especially appealing to us, and the present system $\text{M}_x\text{A}_y\text{B}_z$, when A = Al, Zn, Si and Fe should be attracted more attention, such as Fe_4AlB_4 (2.33%), Fe_3AlB_4 (2.11%), Fe_4SiB_4 (2.73%), Fe_3ZnB_4 (2.42%) and Fe_5B_2 (*Cmmm*, 6.56%) (Fig. S9†).

4 Conclusion

In summary, our high-throughput screening on 6 types of MAB phases and 3 types of competing non-MAB phases predict 434 magnetic ternary transition metal borides which are potential candidates for permanent magnets and magnetocaloric materials. After validating the 15 reported compounds, 21 novel compounds are identified to be stable based on the systematic evaluation of thermodynamic, mechanical, and dynamical stabilities, and the number of stable compounds is increased to 434 taking the tolerance of convex hull being 100 meV per atom. It is observed that the magnetic ground state for such compounds with layered structures does not have a strong influence on the thermodynamic stability. The trend of stability for the MAB phase can be understood based on the Hume-Rothery rules, where the size factor difference and the valence electron concentration play a critical role. Such a trend can be further attributed to the bond-resolved COHP, providing intuitive guidance for experimental synthesis. The detailed evaluation of the magnetocrystalline anisotropy energy and the magnetic deformations leads to 23 compounds with significant uniaxial anisotropy ($>0.4 \text{ MJ m}^{-3}$) and 99 systems with reasonable magnetic deformation ($\Sigma_{\text{M}} > 1.5\%$). For those compounds containing no expensive, toxic, or critical elements, it is observed that $\text{Fe}_3\text{Zn}_2\text{B}_2$ is a reasonable candidate as gap

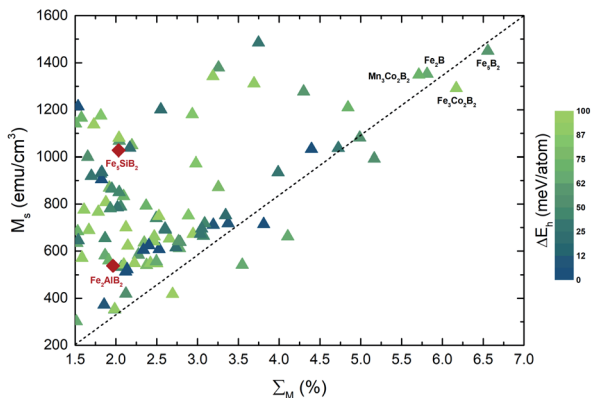


Fig. 4 The 99 potential MCMs with magnetic deformation $\Sigma_{\text{M}} > 1.5\%$. The color bar marks the distance to the convex hull. The dash line indicates a positive correlation between the magnetization density and the magnitude of magnetic deformation.



permanent magnet, and Fe_4AlB_4 , Fe_3AlB_4 , Fe_3ZnB_4 , and Fe_5B_2 as potential magnetocaloric materials. This work paves the way for designing more magnetic materials for energy applications. In particular, it also provides a good starting point to search for novel two-dimensional magnetic materials, *i.e.*, MBene, based on detailed evaluation of the exfoliation energy and follow-up experiments.⁸⁴ At last, the realistic assessment of the predicted potential MAB phases are conducting and will add to our library^{13,16} soon. All the raw data are freely available in the Novel Materials Discovery (NOMAD) Laboratory.⁸⁵

Conflicts of interest

There are no conflicts to declare.

Acknowledgements

The authors gratefully thank Manuel Richter for providing the SOC strength data and helpful discussions. This work was also supported by the Deutsche Forschungsgemeinschaft – Project-ID 405553726 – TRR 270. Part of this work was supported by the European Research Council (ERC) under the European Union's Horizon 2020 Research and Innovation Program (Grant No. 743116-project Cool Innov). The Lichtenberg high performance computer of the TU Darmstadt is gratefully acknowledged for the computational resources where the calculations were conducted for this project.

References

- O. Gutfleisch, M. A. Willard, E. Brück, C. H. Chen, S. Sankar and J. P. Liu, *Adv. Mater.*, 2011, **23**, 821–842.
- K. Skokov and O. Gutfleisch, *Scr. Mater.*, 2018, **154**, 289–294.
- J. Coey, *Scr. Mater.*, 2012, **67**, 524–529.
- O. Gutfleisch, *J. Phys. D: Appl. Phys.*, 2000, **33**, 157.
- S. Sugimoto, *J. Phys. D: Appl. Phys.*, 2011, **44**, 064001.
- K. J. Strnat and R. M. Strnat, *J. Magn. Magn. Mater.*, 1991, **100**, 38–56.
- J. Herbst and J. Croat, *J. Magn. Magn. Mater.*, 1991, **100**, 57–78.
- J. Coey, *J. Condens. Matter Phys.*, 2014, **26**, 064211.
- V. K. Pecharsky and K. A. Gschneidner Jr, *Phys. Rev. Lett.*, 1997, **78**, 4494.
- O. Gutfleisch, A. Yan and K.-H. Müller, *J. Appl. Phys.*, 2005, **97**, 10M305.
- O. Gutfleisch, T. Gottschall, M. Fries, D. Benke, I. Radulov, K. P. Skokov, H. Wende, M. Gruner, M. Acet, P. Entel, *et al.*, *Philos. Trans. R. Soc., A*, 2016, **374**, 20150308.
- F. Scheibel, T. Gottschall, A. Taubel, M. Fries, K. P. Skokov, A. Terwey, W. Keune, K. Ollefs, H. Wende, M. Farle, *et al.*, *Energy Technol.*, 2018, **6**, 1397–1428.
- T. Gottschall, K. P. Skokov, M. Fries, A. Taubel, I. Radulov, F. Scheibel, D. Benke, S. Riegg and O. Gutfleisch, *Adv. Energy Mater.*, 2019, **9**, 1901322.
- D. Sander, S. O. Valenzuela, D. Makarov, C. Marrows, E. Fullerton, P. Fischer, J. McCord, P. Vavassori, S. Mangin, P. Pirro, *et al.*, *J. Phys. D: Appl. Phys.*, 2017, **50**, 363001.
- J. Mohapatra and J. P. Liu, *Handbook of Magnetic Materials*, Elsevier, 2018, vol. 27, pp. 1–57.
- M. KuzâMin, K. Skokov, H. Jian, I. Radulov and O. Gutfleisch, *J. Condens. Matter Phys.*, 2014, **26**, 064205.
- S. Kota, M. Sokol and M. W. Barsoum, *Int. Mater. Rev.*, 2019, 1–30.
- M. W. Barsoum, *Prog. Solid State Chem.*, 2000, **28**, 201–281.
- A. S. Ingason, M. Dahlqvist and J. Rosén, *J. Condens. Matter Phys.*, 2016, **28**, 433003.
- X. Tan, P. Chai, C. M. Thompson and M. Shatruk, *J. Am. Chem. Soc.*, 2013, **135**, 9553–9557.
- J. Cedervall, M. S. Andersson, T. Sarkar, E. K. Delczeg-Czirjak, L. Bergqvist, T. C. Hansen, P. Beran, P. Nordblad and M. Sahlberg, *J. Alloys Compd.*, 2016, **664**, 784–791.
- R. Barua, B. Lejeune, L. Ke, G. Hadjipanayis, E. M. Levin, R. McCallum, M. Kramer and L. Lewis, *J. Alloys Compd.*, 2018, **745**, 505–512.
- P. Chai, S. A. Stoian, X. Tan, P. A. Dube and M. Shatruk, *J. Solid State Chem.*, 2015, **224**, 52–61.
- K. Kádas, D. Iuşan, J. Hellsvik, J. Cedervall, P. Berastegui, M. Sahlberg, U. Jansson and O. Eriksson, *J. Condens. Matter Phys.*, 2017, **29**, 155402.
- A. El Boukili, N. Tahiri, E. Salmani, H. Ez-Zahraouy, M. Hamedoun, A. Benyoussef, M. Balli and O. Mounkachi, *Intermetallics*, 2019, **104**, 84–89.
- L. Ke, B. N. Harmon and M. J. Kramer, *Phys. Rev. B*, 2017, **95**, 104427.
- H. Zhang, F. Dai, H. Xiang, Z. Zhang and Y. Zhou, *J. Mater. Sci. Technol.*, 2019, **35**, 530–534.
- M. Khazaei, J. Wang, M. Estili, A. Ranjbar, S. Suehara, M. Arai, K. Esfarjani and S. Yunoki, *Nanoscale*, 2019, **11**, 11305–11314.
- N. Miao, J. Wang, Y. Gong, J. Wu, H. Niu, S. Wang, K. Li, A. R. Oganov, T. Tada and H. Hosono, *Chem. Mater.*, 2020, **32**, 6947–6957.
- W. Jeitschko, *Monatsh. Chem.*, 1966, **97**, 1472–1476.
- W. Jeitschko, *Acta Crystallogr., Sect. B: Struct. Crystallogr. Cryst. Chem.*, 1969, **25**, 163–165.
- W. Jung, K. Schweitzer and Z. Kristallogr, *Cryst. Mater.*, 1986, **174**, 109–110.
- N. Chaban and I. Kuz'ma, *Izvestiya Akademii Nauk SSSR, Neorganicheskie Materialy*, 1973, **9**, 1908–1911.
- M. Ade and H. Hillebrecht, *Inorg. Chem.*, 2015, **54**, 6122–6135.
- L. Häggström, R. Wäppling, T. Ericsson, Y. Andersson and S. Rundqvist, *J. Solid State Chem.*, 1975, **13**, 84–91.
- S. Hirt, F. Hilfinger and H. Hillebrecht, *Z. Kristallogr. - Cryst. Mater.*, 2018, **233**, 295–307.
- J. Cedervall, S. Kontos, T. C. Hansen, O. Balmes, F. J. Martinez-Casado, Z. Matej, P. Beran, P. Svedlindh, K. Gunnarsson and M. Sahlberg, *J. Solid State Chem.*, 2016, **235**, 113–118.
- M. A. McGuire and D. S. Parker, *J. Appl. Phys.*, 2015, **118**, 163903.
- M. Werwiński, S. Kontos, K. Gunnarsson, P. Svedlindh, J. Cedervall, V. Höglin, M. Sahlberg, A. Edström, O. Eriksson and J. Ruzs, *Phys. Rev. B*, 2016, **93**, 174412.



- 40 T. N. Lamichhane, V. Taufour, S. Thimmaiah, D. S. Parker, S. L. Bud'ko and P. C. Canfield, *J. Magn. Magn. Mater.*, 2016, **401**, 525–531.
- 41 D. Hedlund, J. Cedervall, A. Edström, M. Werwiński, S. Kontos, O. Eriksson, J. Ruzs, P. Svedlindh, M. Sahlberg and K. Gunnarsson, *Phys. Rev. B*, 2017, **96**, 094433.
- 42 I. Opahle, G. K. Madsen and R. Drautz, *Phys. Chem. Chem. Phys.*, 2012, **14**, 16197–16202.
- 43 I. Opahle, A. Parma, E. J. McEniry, R. Drautz and G. K. H. Madsen, *New J. Phys.*, 2013, **15**, 105010.
- 44 Q. Gao, I. Opahle, O. Gutfleisch and H. Zhang, *Acta Mater.*, 2020, **186**, 355–362.
- 45 D. Ohmer, G. Qiang, I. Opahle, H. K. Singh and H. Zhang, *Phys. Rev. Mater.*, 2019, **3**, 053803.
- 46 H. K. Singh, Z. Zhang, I. Opahle, D. Ohmer, Y. Yao and H. Zhang, *Chem. Mater.*, 2018, **30**, 6983–6991.
- 47 J. E. Saal, S. Kirklin, M. Aykol, B. Meredig and C. Wolverton, *JOM*, 2013, **65**, 1501–1509.
- 48 G. Kresse and J. Furthmüller, *Phys. Rev. B: Condens. Matter Mater. Phys.*, 1996, **54**, 11169.
- 49 G. Kresse and D. Joubert, *Phys. Rev. B: Condens. Matter Mater. Phys.*, 1999, **59**, 1758.
- 50 K. Koepf and H. Eschrig, *Phys. Rev. B: Condens. Matter Mater. Phys.*, 1999, **59**, 1743.
- 51 J. D. Bocarsly, E. E. Levin, C. A. Garcia, K. Schwennicke, S. D. Wilson and R. Seshadri, *Chem. Mater.*, 2017, **29**, 1613–1622.
- 52 S. Kirklin, J. E. Saal, B. Meredig, A. Thompson, J. W. Doak, M. Aykol, S. Rühl and C. Wolverton, *npj Comput. Mater.*, 2015, **1**, 15010.
- 53 M. Werwiński, A. Edström, J. Ruzs, D. Hedlund, K. Gunnarsson, P. Svedlindh, J. Cedervall and M. Sahlberg, *Phys. Rev. B*, 2018, **98**, 214431.
- 54 I. A. Zhuravlev, V. P. Antropov and K. D. Belashchenko, *Phys. Rev. Lett.*, 2015, **115**, 217201.
- 55 P. Oppeneer, *Handbook of Magnetic Materials*, Elsevier, Amsterdam, 2001, vol. 13.
- 56 X.-H. Li, C.-H. Xing, H.-L. Cui and R.-Z. Zhang, *J. Phys. Chem. Solids*, 2019, **126**, 65–71.
- 57 Y. Zhou, H. Xiang, F. Dai and Z. Feng, *Mater. Res. Lett.*, 2017, **5**, 440–448.
- 58 J. Cedervall, E. Nonnet, D. Hedlund, L. Häggström, T. Ericsson, M. Werwiński, A. Edström, J. Ruzs, P. Svedlindh, K. Gunnarsson, *et al.*, *Inorg. Chem.*, 2018, **57**, 777–784.
- 59 S. Rundqvist, *et al.*, *Acta Chem. Scand.*, 1962, **16**, 1–19.
- 60 C. Bormio-Nunes, C. A. Nunes, A. A. Coelho, M. I. S. T. Faria, P. A. Suzuki and G. C. Coelho, *J. Alloys Compd.*, 2010, **508**, 5–8.
- 61 H. Baurecht, H. Boller and H. Nowotny, *Monatsh. Chem.*, 1971, **102**, 373–384.
- 62 C. Guy and A. Uraz, *J. Less-Common Met.*, 1976, **48**, 199–203.
- 63 Z. Xie, D. Geng and Z. Zhang, *Appl. Phys. Lett.*, 2010, **97**, 202504.
- 64 X. Wang, R. Xiao, H. Li and L. Chen, *Phys. Rev. Lett.*, 2017, **118**, 195901.
- 65 A. Jain, S. P. Ong, G. Hautier, W. Chen, W. D. Richards, S. Dacek, S. Cholia, D. Gunter, D. Skinner, G. Ceder and K. a. Persson, *APL Mater.*, 2013, **1**, 011002.
- 66 I. Opahle, H. K. Singh, J. Zemen, O. Gutfleisch and H. Zhang, 2020, arXiv preprint arXiv:2001.00959.
- 67 D. Potashnikov, E. Caspi, A. Pesach, A. Hoser, S. Kota, L. Verger, M. Barsoum, I. Felner, A. Keren and O. Rivin, *J. Magn. Magn. Mater.*, 2019, **471**, 468–474.
- 68 J. Cedervall, M. S. Andersson, D. Iuşan, E. K. Delczeg-Czirjak, U. Jansson, P. Nordblad and M. Sahlberg, *J. Magn. Magn. Mater.*, 2019, **482**, 54–60.
- 69 F. Mouhat and F.-X. Coudert, *Phys. Rev. B: Condens. Matter Mater. Phys.*, 2014, **90**, 224104.
- 70 Y. Bai, X. Qi, X. He, D. Sun, F. Kong, Y. Zheng, R. Wang and A. I. Duff, *J. Am. Chem. Soc.*, 2019, **102**, 3715–3727.
- 71 U. Mizutani, *MRS Bull.*, 2012, **37**, 169.
- 72 Y. Zhang, Z. Mao, Q. Han, Y. Li, M. Li, S. Du, Z. Chai and Q. Huang, *Materialia*, 2020, **12**, 100810.
- 73 S. Maintz, V. L. Deringer, A. L. Tchougréeff and R. Dronskowski, *J. Comput. Chem.*, 2016, **37**, 1030–1035.
- 74 P. Bruno, *Phys. Rev. B: Condens. Matter Mater. Phys.*, 1989, **39**, 865.
- 75 B. Halleman, P. Wollants and J. Roos, *Z. Metallkd.*, 1994, **85**, 676–682.
- 76 J. Thakur, P. Rani, M. Tomar, V. Gupta and M. K. Kashyap, *AIP Conf. Proc.*, 2019, p. 020012.
- 77 V. Antropov, L. Ke and D. Åberg, *Solid State Commun.*, 2014, **194**, 35–38.
- 78 M. Richter, *J. Phys. D: Appl. Phys.*, 1998, **31**, 1017.
- 79 G. Daalderop, P. Kelly and M. Schuurmans, *Phys. Rev. B: Condens. Matter Mater. Phys.*, 1991, **44**, 12054.
- 80 C. A. Garcia, J. D. Bocarsly and R. Seshadri, *Phys. Rev. Mater.*, 2020, **4**, 024402.
- 81 J. A. Arregi, M. Horký, K. Fabianová, R. Tolley, E. E. Fullerton and V. Uhlíř, *J. Phys. D: Appl. Phys.*, 2018, **51**, 105001.
- 82 P. Arora, M. Chattopadhyay and S. Roy, *Appl. Phys. Lett.*, 2007, **91**, 062508.
- 83 M. Yu, L. Lewis and A. Moodenbaugh, *J. Appl. Phys.*, 2003, **93**, 10128–10130.
- 84 L. T. Alameda, P. Moradifar, Z. P. Metzger, N. Alem and R. E. Schaak, *J. Am. Chem. Soc.*, 2018, **140**, 8833–8840.
- 85 N. N. M. Discovery, (please search for the data using the author name “Chen Shen”), <https://repository.nomad-coe.eu>.

