

Cite this: *Chem. Sci.*, 2021, 12, 9452

All publication charges for this article have been paid for by the Royal Society of Chemistry

Received 10th June 2021

Accepted 11th June 2021

DOI: 10.1039/d1sc03147c

rsc.li/chemical-science

Short, enantioselective, gram-scale synthesis of (–)-zephyranthine†

Yuxiang Zhao,¹ Yanren Zhu, Guolan Ma, Qi Wei,¹ Shaoxiong Yang, Xiaoyu Zeng,¹ Hongbin Zhang^{1*} and Jingbo Chen^{1*}

A reasonable synthesis design by strategically integrating functional group manipulation into the ring system construction resulted in a short, enantioselective, gram-scale total synthesis of (–)-zephyranthine. The concise route includes a catalytic Michael/Michael cascade for the asymmetric synthesis of a penta-substituted cyclohexane with three contiguous stereogenic centers, a remarkable 8-step one-pot operation to easily assemble the zephyranthine tetracyclic skeleton, the regioselective construction of a double bond in the C ring and an asymmetric dihydroxylation. This synthesis is also flexible and paves a potential path to a variety of cyclohexylamine-fused tricyclic or polycyclic alkaloids.

Introduction

Lycorine-type alkaloids (e.g., 1–4; Fig. 1)¹ are members of an Amaryllidaceae alkaloid sub-class² and display useful biological properties,³ including anticholinergic, antiviral, insect anti-feedant, and antineoplastic activities, as well as other pharmacological properties.⁴ These alkaloids have attracted substantial synthetic attention because of their tetracyclic core structure, multiple chiral centers and bioactivities. As a result, significant effort has been devoted to assembling the tetracyclic skeleton of such alkaloids⁵ and to the syntheses of the natural products themselves.^{6–10}

Unlike other members of the lycorine family, (–)-zephyranthine (1)¹¹ has only a limited number of syntheses reported for its fabrication,^{6e,12} none of which detail a catalytic asymmetric approach. Herein, we report an efficient, enantioselective, gram-scale protocol for 1 that takes advantage of two one-pot reactions. The first is a catalytic asymmetric double Michael addition to construct the C ring with three consecutive chiral centers. The second is a novel 8-step procedure involving double deacetalization, nitro group reduction to its corresponding amine, tandem double ring-closing reductive amination, and then double ester hydrolysis with subsequent tandem decarboxylation to give the tetracyclic skeleton of 1. Although we have successfully developed a remarkably facile route to 1, we encountered obstacles at a later stage. Unfortunately, the crucial regioselective construction of the C1–C2 double bond in

the C ring was hindered by mutable substrates containing nitro groups or amine-type nitrogen atoms. However, this failure was counteracted with the successful, kinetically controlled regioselective enolization of the C ring ketone moiety.

Results and discussion

The catalytic double Michael addition of γ,δ -unsaturated- β -ketoester and nitroolefin was previously developed by our group^{13d} for the asymmetric synthesis of multiple-substituted cyclohexanes bearing 3–5 stereogenic centers, which is expected to develop into the key step of a general method to stereoselectively synthesize a variety of cyclohexylamine-fused alkaloids, including (–)-zephyranthine and lepadiformine-type alkaloids.¹⁴

Our simple retrosynthetic analysis of the target natural product (Scheme 1) revealed that penta-substituted cyclohexane 12, which arose from a catalytic asymmetric double Michael addition of 13 and 14, was likely a key intermediate that would result in the direct formation of tetracyclic ketone 10 *via* a one-

Key Laboratory of Medicinal Chemistry for Natural Resource, Ministry of Education, Yunnan Provincial Center for Research & Development of Natural Products, School of Chemical Science and Technology, Yunnan University, Kunming, 650091, P. R. China. E-mail: zhanghb@ynu.edu.cn; chenjb@ynu.edu.cn

† Electronic supplementary information (ESI) available. CCDC 2019555. For ESI and crystallographic data in CIF or other electronic format see DOI: 10.1039/d1sc03147c

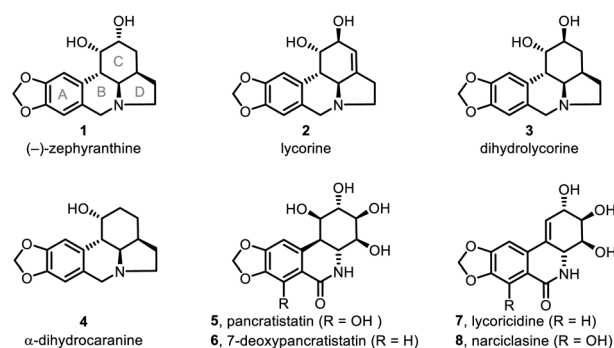
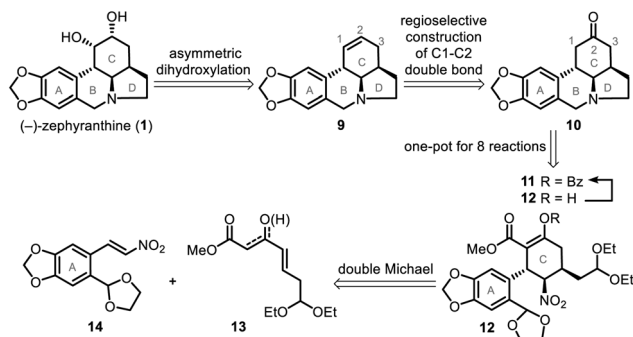


Fig. 1 Selected Amaryllidaceae alkaloids.

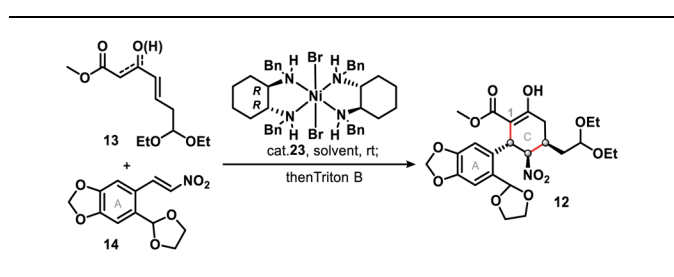


Scheme 1 Retrosynthetic analysis of (-)-zephyranthine (1).

pot operation. Subsequent regioselective construction of a double bond in the C ring, followed by dihydroxylation, would lead to 1.

γ,δ -Unsaturated- β -ketoester **13** (ref. 13d and 15) and nitroolefin **14** (ref. 5b and 16) were prepared on 10 gram scales using a literature method with minor modifications (Scheme 2, see ESI† for detailed preparation methods).

The synthetic journey commenced with a catalytic asymmetric double Michael addition cascade reaction of **13** and **14**, which was promoted by Evans' chiral nickel(II) catalyst (**23**).¹³ Condition screening (Table 1) revealed that the 1st Michael addition, unlike that in the synthesis of (-)-stenine,^{13d} was very sluggish with the low conversion (<10%) even after 10 days' reaction at room temperature with THF as solvent or in solvent-free conditions; DCM as solvent brought about the fastest reaction that afforded 84% yield of the product with inadequate ee (entry 3) in 48 hours. Finally we found that PhMe as the solvent and Triton B as the base gave both the highest enantioselectivity (90%) and diastereoselectivity (>20 : 1), as well as high yield (85%) of penta-substituted cyclohexane **12**, which was identified as the single isomer of an enol ester. Furthermore, NMR analysis showed that three consecutive chiral

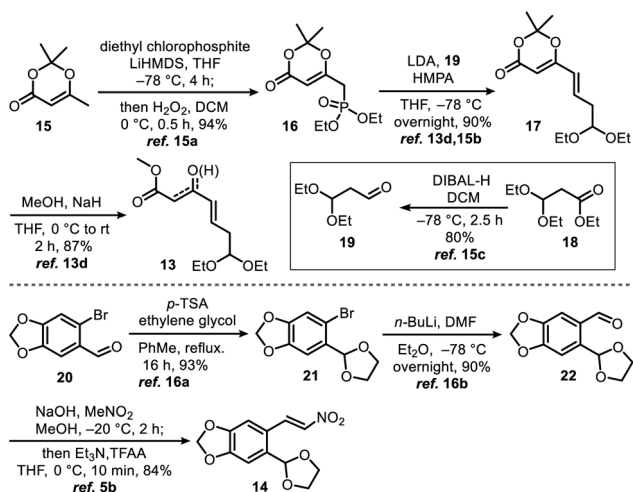
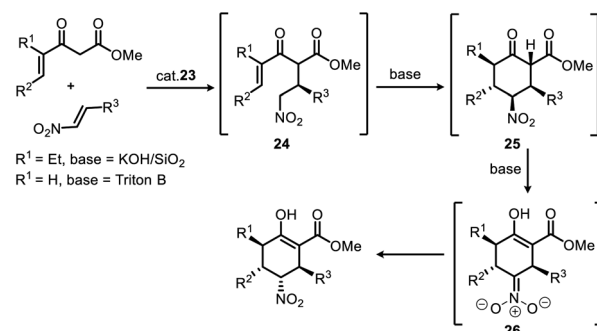
Table 1 Optimization of conditions for asymmetric double Michael addition^a

Entry	13 : 14	Solvent	Time (h)	Cat. 23 (mol%)	Yield ^b (%)	ee ^c (%)
1	1 : 1	—	240	2	Trace ^d	ND
2	1 : 1	THF	240	2	Trace ^d	ND
3	1 : 1	DCM	48	2	84	76
4	1 : 1	PhMe	96	2	76	90
5	1 : 1	PhMe	96	3	78	90
6	1.1 : 1	PhMe	96	2	81	90
7	1.2 : 1	PhMe	96	2	85	90
8	1.3 : 1	PhMe	96	2	85	90

^a The reaction was performed in the presence of Triton B as a base (1.0 equiv.) at room temperature. ^b Isolated yields after chromatographic purification. ^c Enantiomeric excess was determined by high performance liquid chromatography (HPLC), chiral columns. ^d Reaction was very sluggish with the low conversion after 10 days.

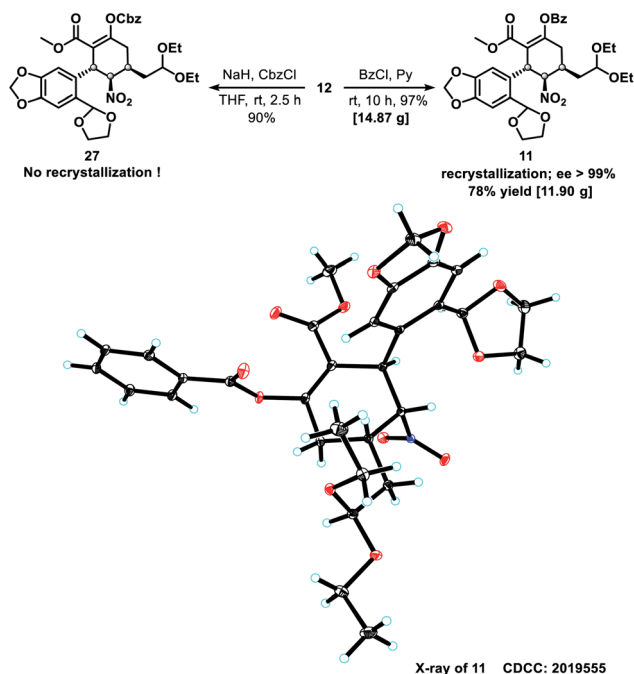
centers (in the C ring) had been correctly constructed so that **1** would be produced in the subsequent steps.

It can be speculated, as shown in Scheme 3, the steric and electronic effects caused by the γ -ethyl group of the product ($R^1 = Et$, for enantioselective synthesis of stenine)^{13d} of 1st Michael addition make the intermediate **24** ($R^1 = Et$) a less active Michael acceptor in the 2nd Michael addition, therefore, a heterogeneous strong base (KOH/SiO₂) condition was required to promote this reaction while avoiding damage to the nitro group. Moreover, an isomerisation phenomenon was observed after the 2nd Michael addition that the keto ester intermediate **25** gradually transformed into its enol ester isomer accompanied by inversion of configuration at the N_z-carbon. Evidently, γ,δ -unsaturated- β -ketoester ($R^1 = H$) in this work is more active, and the 2nd Michael addition as well as the subsequent isomerisation progressed rapidly and completed in

Scheme 2 Synthesis of γ,δ -unsaturated- β -ketoester **13** and nitroolefin **14**.

Scheme 3 Stereoselective synthesis of multiple-substituted cyclohexanes via a Michael/Michael/isomerization cascade reaction.





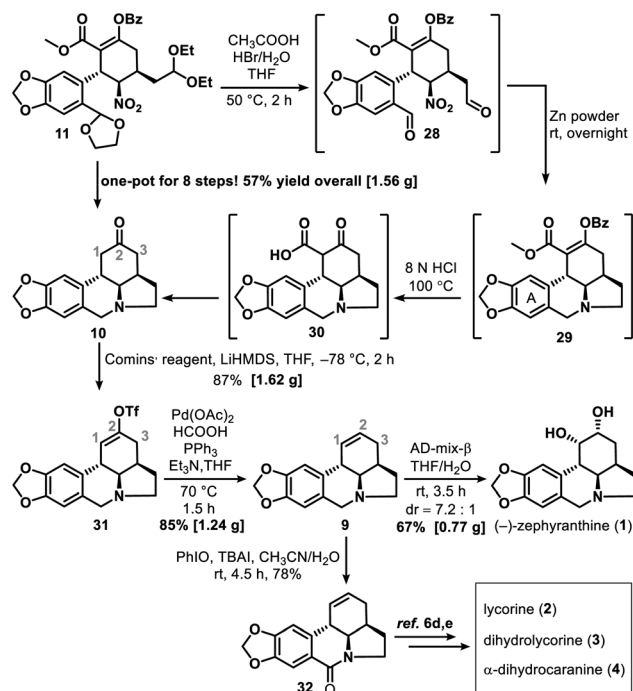
Scheme 4 Protection of the enol hydroxy group of **12** and the absolute configuration of compound **11**.

20 minutes after addition of Triton B to the reaction mixture upon completion of 1st Michael addition.

To confirm the absolute configuration of compound **12**, its enol moiety was either benzyloxycarbonyl (Cbz)- or benzoyl (Bz)-protected to prevent unwanted aldol reactions between the α -carbon (C1) of the β -keto ester and the aldehydes that would form from the acetal moieties upon their subsequent deprotection. Cbz-protection was achieved by treating **12** with benzyl carbonochloridate (CbzCl) in the presence of NaH to give ester **27** in 90% yield. However, **27** was difficult to purify by recrystallization. By replacing CbzCl with benzoyl chloride (BzCl), similar esterification of **12** afforded benzoate **11** in quantitative yield. After recrystallization, the isomeric purity of **11** was greater than 99% ee, as determined by high performance liquid chromatography (HPLC). The absolute configuration of benzoate **11** was confirmed by X-ray crystallography (Scheme 4) with Cu-K α radiation.

Successful construction of the three contiguous stereogenic centers in the newly formed cyclohexane ring allowed us to begin synthesizing **1**. Cyclization of **11** to form tetracyclic ketone **10** was accomplished through a multistep one-pot operation (Scheme 5), which began by treating **11** with HBr (1.0 equiv., 33% in HOAc) in HOAc-THF-H₂O (5 : 1 : 1) at 50 °C for 2 h to give dialdehyde **28**. Subsequent reaction of **28** with zinc powder at room temperature overnight gave **29**. After a simple filtration to remove the excess zinc and other solid substances, HCl (8.0 N, 100 equiv.) was added to the reaction mixture to hydrolyze **29** into **30**. Tandem decarboxylation of **30** then delivered key intermediate **10** in a total yield of 57% via an eight-step one-pot synthesis.

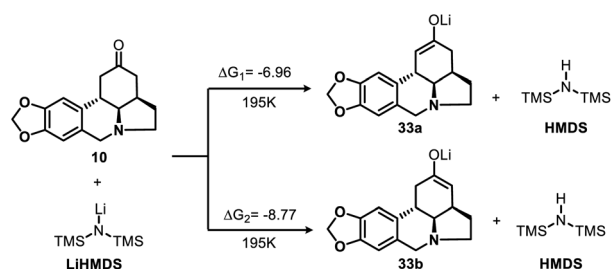
The reaction of ketone **10** with lithium bis(trimethylsilyl) amide and Comins' reagent¹⁷ at -78 °C was a kinetically



Scheme 5 Total synthesis of (-)-zephyranthine (**1**) and synthesis of **32**.

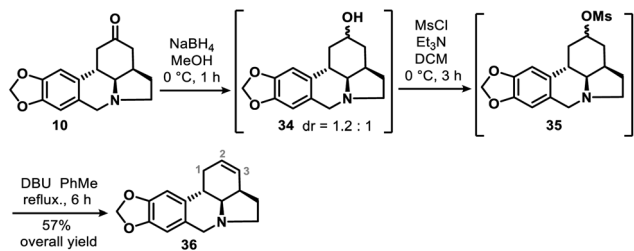
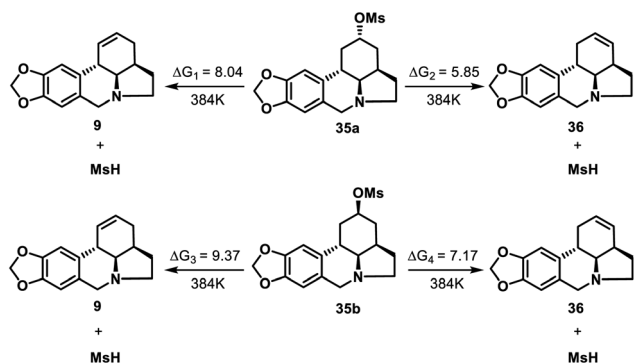
controlled regioselective enolization, which was followed by triflation to afford enol triflate **31** in 87% yield. This then underwent a palladium-promoted hydrogenolysis¹⁸ to give **9** in 85% yield. In the last step, an attempt to avoid oxidative damage of the amino nitrogen atom was made by adding some acid to the reaction system; however, this failed owing to the deactivation of AD-mix- β under acidic conditions. Fortunately, the most conventional sharpless asymmetric dihydroxylation¹⁹ of **9** with AD-mix- β under acid-free conditions proceeded smoothly and gave **1** in 67% isolated yield (76% yield of **1** and its diastereoisomer in a ratio of 7.2 : 1). After that, amide **32** was synthesized in 78% yield via a PhIO promoted oxidation²⁰ of **9**. Our approach thus provided a formal synthesis of a number of other lycorine-type alkaloids^{12a} (Scheme 5), such as lycorine (**2**),^{6d,e} dihydrolycorine (**3**)^{6d,e} and α -dihydrocaranine (**4**).^{6d,e}

To gain additional insight into the nature of the regioselective enolization of ketone **10**, we conducted a theoretical study and the DFT quantum-chemical calculations (Scheme 6, see ESI† for details) revealed that the formation of intermediate **33a** is kinetically favored over that of **33b**.



Scheme 6 DFT calculations for enolization reaction of **10** (kcal mol⁻¹).



Scheme 7 Synthesis of the double bond positional isomer (**36**) of **9**.Scheme 8 DFT calculations for elimination reaction of **35** (kcal mol^{-1}).

We also obtained **36**, the double bond positional isomer of **9**, from the same intermediate **10** that gave **9**. This was accomplished through a 3-step chemical manipulation of the ketone moiety of the C ring (Scheme 7). Intermediate **10** was reduced with sodium borohydride in methanol to give secondary alcohol **34** ($\text{dr} = 1.2 : 1$), which underwent mesylation and then DBU-promoted, thermodynamically controlled methanesulfonic acid elimination to afford **36** as a single regioisomer in 57% overall yield.

To confirm the proposed thermodynamically controlled process, we conducted DFT calculations (see ESI† for details) of elimination reactions of mesylate **35** as indicated in Scheme 8. For both **35a** and **35b**, the formation of olefin **36** is more favorable than formation of **9** according to the free energy changes. **35a** is more likely to undergo elimination than **35b** to form compound **36** as less energy required. The calculation

results supported our conclusion that the formation of **36** by elimination reaction of **35** (both **35a** and **35b**) is a thermodynamically controlled process.

We had also attempted other routes to regioselectively construct the double bond in the C ring, but these did not proceed as we expected (see ESI† for detailed informations). Ideally, deesterification of **37** could efficiently provide **9** (Scheme 9, top) and ensure that the double bond remained in the correct position (C1–C2); however, this reaction was unsuccessful. We did manage to convert the ester group of **37** into a carboxyl or aldehyde group, but the subsequent decarboxylation or deformylation failed. In addition, transformation of **12** to **38** (Scheme 9, bottom) could not be achieved through direct deesterification, and attempts to obtain **39** from **12** with the same one-pot protocol that gave **10** from **11** (Scheme 5) were also unsuccessful due to unwanted aldol reactions.

Conclusions

The natural product (–)-zephyranthine (**1**) was synthesized using a highly efficient and practical approach. Strategically integrating functional group manipulation into the ring system construction resulted in two, multi-step, one-pot reactions that greatly simplified the overall operation and improved its efficiency. From readily available **13** and **14**, only six steps (18.7% overall isolated yield) were necessary to acquire 1 g of (–)-**1**. In addition, regioselective construction of the C ring double bond from **10** delivered **9** or **36** through kinetically or thermodynamically controlled pathways, respectively. This, together with the concise synthesis of amide **32**, provided a flexible and practical synthetic pathway for lycorine-type alkaloids and their analogs. The development of multistep one-pot reactions with greater efficiency and further applications in lepadiformine-type alkaloid syntheses are currently underway.

Data availability

All computational data associated with this article have been inserted in ESI.

Author contributions

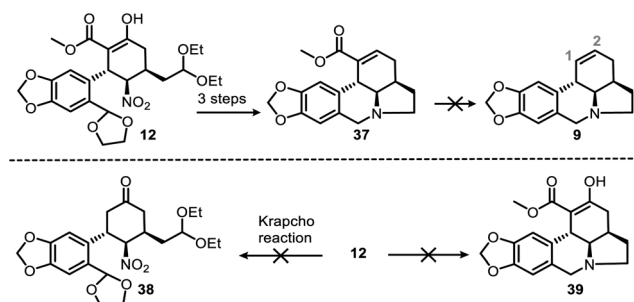
H. Z. and J. C. conceived the idea. Y. Z. conducted the most of experiments. Y. Z., G. M., Q. W., S. Y. and X. Z. co-synthesized part of substrates. H. Z. and J. C. co-wrote the paper. All the authors discussed the results and commented on the manuscript.

Conflicts of interest

There are no conflicts to declare.

Acknowledgements

This work was financially supported by the National Natural Science Foundation of China (21662041, U1702286), the Yunnan Provincial Science & Technology department

Scheme 9 Failed alternative routes to produce (top) the C-ring double bond and (bottom) compounds **38** and **39** from **12**.

(2018FA045), the Program for Changjiang Scholars and Innovative Research Teams in Universities (IRT17R94), and the Project of Innovative Research Team of Yunnan Province (202005AE160005). We thank A/Prof. Ruihan Zhang and Dr Chang Xu for their help with the DFT calculations.

Notes and references

- (a) R. D. Harken, C. P. Christensen and W. C. Wildman, *J. Org. Chem.*, 1976, **41**, 2450; (b) S. F. Martin, in *The Alkaloids*, ed. A. Brossi, Academic Press, New York, 1987, vol. 30, pp. 25–376; (c) M. F. Grundon, *Nat. Prod. Rep.*, 1989, **6**, 79; (d) J. R. Lewis, *Nat. Prod. Rep.*, 1995, **11**, 339; (e) O. Hoshino, in *The Alkaloids*, ed. G. A. Cordell, Academic Press, San Diego, 1998, vol. 51, pp. 323–424.
- (a) J. W. Cook and J. D. Loudon, in *The Alkaloids*, ed. R. H. F. Manske and H. L. Holmes, Academic Press, New York, 1952, vol. 2, pp. 331–352; (b) D. R. Dalton, in *The Alkaloids: The Fundamental Chemistry – A Biogenetic Approach*, Marcel Dekker, New York, 1979.
- (a) D. B. Fitzgerald, J. L. Hartwell and J. J. Leiter, *Nat. Cancer Inst.*, 1958, **20**, 763; (b) T. Okamoto, Y. Torii and Y. Isogai, *Chem. Pharm. Bull.*, 1968, **16**, 1860; (c) S. Ghosal, K. S. Saini and S. Razdan, *Phytochemistry*, 1985, **24**, 2141; (d) J. Liu, Y. Li, L. J. Tang, G. P. Zhang and W. X. Hu, *Biomed. Pharmacother.*, 2007, **61**, 229.
- (a) G. R. Pettit, S. Freeman, M. J. Simpson, M. A. Thompson, M. R. Boyd, M. D. Williams, G. R. Pettit III and D. L. Doubek, *Anti-Cancer Drug Des.*, 1995, **10**, 243; (b) G. R. Pettit, S. Orr and S. Ducki, *Anti-Cancer Drug Des.*, 2000, **15**, 389; (c) V. Zarotsky, J. J. Sramek and N. R. Cutler, *Am. J. Health-Syst. Pharm.*, 2003, **60**, 446.
- For the synthesis of the tetracyclic skeleton of Amaryllidaceae alkaloids, see: (a) L. D. Miranda and S. Z. Zard, *Org. Lett.*, 2002, **4**, 1135; (b) T. Yasuhara, K. Nishimura, M. Yamashita, N. Fukuyama, K. Yamada, O. Muraoka and K. Tomioka, *Org. Lett.*, 2003, **5**, 1123; (c) B. C. Hong, R. Y. Nimje, M. F. Wu and A. A. Sadani, *Eur. J. Org. Chem.*, 2008, 1449; (d) Y. Wang, Y. C. Luo, H. B. Zhang and P. F. Xu, *Org. Biomol. Chem.*, 2012, **10**, 8211; (e) G. Li, J. H. Xie, J. Hou, S. F. Zhu and Q. L. Zhou, *Adv. Synth. Catal.*, 2013, **355**, 1597; (f) Y. G. Jung, S. C. Lee, H. K. Cho, N. B. Darvatkar, J. Y. Song and C. G. Cho, *Org. Lett.*, 2013, **15**, 132; (g) N. K. Rana, H. Huang and J. C.-G. Zhao, *Angew. Chem., Int. Ed.*, 2014, **53**, 7619; (h) X. L. Meng, T. Liu, Z. W. Sun, J. C. Wang, F. Z. Peng and Z. H. Shao, *Org. Lett.*, 2014, **16**, 3044; (i) Z. W. Sun, M. T. Zhou, X. Li, X. L. Meng, F. Z. Peng, H. B. Zhang and Z. H. Shao, *Chem.-Eur. J.*, 2014, **20**, 6112; (j) E. Ghirardi, R. Grieria, M. Picciche, E. Molins, I. Fernandez, J. Bosch and M. Amat, *Org. Lett.*, 2016, **18**, 5836.
- For the syntheses of lycorine, dihydrolycorine, and α -dihydrocaranine, see: (a) E. W. Warnhoff and W. C. Wildman, *J. Am. Chem. Soc.*, 1957, **79**, 2192; (b) K. Takeda, K. Kotera and S. Mizukami, *J. Am. Chem. Soc.*, 1958, **80**, 2562; (c) Y. Nakagawa and S. Uyeo, *J. Chem. Soc.*, 1959, 3736; (d) Y. Tsuda, T. Sano, J. Taga, K. Isobe, J. Toda, H. Irie, H. Tanaka, S. Takagi, M. Yamaki and M. Murata, *J. Chem. Soc., Chem. Commun.*, 1975, **23**, 933; (e) Y. Tsuda, T. Sano, J. Taga, K. Isobe, J. Toda, S. Takagi, M. Yamaki, M. Murata, H. Irie and H. Tanaka, *J. Chem. Soc., Perkin Trans. 1*, 1979, 1358; (f) T. Sano, N. Kashiwaba, J. Toda, Y. Tsuda and H. Irie, *Heterocycles*, 1980, **14**, 1097; (g) O. Hoshino, M. Ishizaki, K. Kamei, M. Taguchi, T. Nagao, K. Iwaoka, S. Sawaki, B. Ymezawa and Y. Iitaka, *Chem. Lett.*, 1991, **8**, 1365; (h) O. Hoshino, M. Ishizaki, K. Kamei, M. Taguchi, T. Nagao, K. Iwaoka, S. Sawaki, B. Umezawa and Y. Iitaka, *J. Chem. Soc., Perkin Trans. 1*, 1996, 571; (i) A. G. Schultz, M. A. Holoboski and M. S. Smyth, *J. Am. Chem. Soc.*, 1996, **118**, 6210; (j) K. Yamada, M. Yamashita, T. Sumiyoshi, K. Nishimura and K. Tomioka, *Org. Lett.*, 2009, **11**, 1631; (k) H. S. Shin, Y. G. Jung, H. K. Cho, Y. G. Park and C. G. Cho, *Org. Lett.*, 2014, **16**, 5718.
- For the syntheses of 7-deoxypancratistatin, see: (a) H. Paulsen and M. Stubbe, *Tetrahedron Lett.*, 1982, **23**, 3171; (b) G. E. Keck, S. F. McHardy and J. A. Murry, *J. Am. Chem. Soc.*, 1995, **117**, 7289; (c) X. Tian, R. Maurya, K. Königsberger and T. Hudlicky, *Synlett*, 1995, 1125; (d) T. Hudlicky, X. Tian, K. Königsberger, R. Maurya, J. Rouden and B. Fan, *J. Am. Chem. Soc.*, 1996, **118**, 10752; (e) N. Chida, M. Jitsuoka, Y. Yamamoto, M. Ohtsuka and S. Ogawa, *Heterocycles*, 1996, **43**, 1385; (f) G. E. Keck, T. T. Wager and S. F. McHardy, *J. Org. Chem.*, 1998, **63**, 9164; (g) H. Akgun and T. Hudlicky, *Tetrahedron Lett.*, 1999, **40**, 3081; (h) J. L. Acena, O. Arjona, M. A. León and J. Plumet, *Org. Lett.*, 2000, **2**, 3683; (i) A. E. Hakansson, A. Palmelund, H. Holm and R. Madsen, *Chem.-Eur. J.*, 2006, **12**, 3243; (j) H. Zhang and A. Padwa, *Tetrahedron Lett.*, 2006, **47**, 3905; (k) O. Nieto-García, H. Lago-Santome, F. Cagide-Fagín, J. C. Ortiz-Lara and R. Alonso, *Org. Biomol. Chem.*, 2012, **10**, 825; (l) S. L. Cai, B. H. Yuan, Y. X. Jiang, G. Q. Lin and X. W. Sun, *Chem. Commun.*, 2017, **53**, 3520.
- For the syntheses of pancratistatin, see: (a) S. Danishefsky and J. Y. Lee, *J. Am. Chem. Soc.*, 1989, **111**, 4829; (b) X. Tian, T. Hudlicky and K. Königsberger, *J. Am. Chem. Soc.*, 1995, **117**, 3643; (c) B. M. Trost and S. R. Pulley, *J. Am. Chem. Soc.*, 1995, **117**, 10143; (d) V. Van-Rheenen, R. C. Kelly and D. Y. Cha, *Tetrahedron Lett.*, 1976, **17**, 1973; (e) P. Magnus and I. K. Sebhat, *J. Am. Chem. Soc.*, 1998, **120**, 5341; (f) J. H. Rigby, U. S. M. Maharroof and M. E. Mateo, *J. Am. Chem. Soc.*, 2000, **122**, 6624; (g) S. Kim, H. Ko, E. Kim and D. Kim, *Org. Lett.*, 2002, **4**, 1343; (h) M. Li, A. Wu and P. Zhou, *Tetrahedron Lett.*, 2006, **47**, 3707; (i) J. H. Dam and R. Madsen, *Eur. J. Org. Chem.*, 2009, 4666; (j) Y. G. Jung, H. U. Kang, H. K. Cho and C. G. Cho, *Org. Lett.*, 2011, **13**, 5890; (k) F. Cagide-Fagín, O. Nieto-García, H. Lago-Santomé and R. Alonso, *J. Org. Chem.*, 2012, **77**, 11377; (l) S. Akai, M. Kojima, S. Yamauchi, T. Kohji, Y. Nakamura and K.-i. Sato, *Asian J. Org. Chem.*, 2013, **2**, 299; (m) T. J. Potter and J. A. Ellman, *Org. Lett.*, 2017, **19**, 2985.
- For the syntheses of lycoricidine, see: (a) S. Ohta and S. Kimoto, *Tetrahedron Lett.*, 1975, **16**, 2279; (b) B. G. Ugarkar, J. Dare and E. M. Schubert, *Synthesis*, 1987,



- 715; (c) N. Chida, M. Ohtsuka and S. Ogawa, *Tetrahedron Lett.*, 1991, **32**, 4525; (d) N. Chida, M. Ohtsuka and S. J. Ogawa, *Org. Chem.*, 1993, **58**, 4441; (e) T. Hudlicky and H. F. Olivo, *J. Am. Chem. Soc.*, 1992, **114**, 9694; (f) T. Hudlicky, H. Olivo and B. McKibben, *J. Am. Chem. Soc.*, 1994, **116**, 5108; (g) S. F. Martin and H. H. Tso, *Heterocycles*, 1993, **35**, 85; (h) G. E. Keck and T. T. Wager, *J. Org. Chem.*, 1996, **61**, 8366; (i) G. E. Keck, T. T. Wager and J. F. D. Rodriguez, *J. Am. Chem. Soc.*, 1999, **121**, 5176; (j) S. Elango and T. H. Yan, *Tetrahedron*, 2002, **58**, 7335; (k) A. Padwa and H. Zhang, *J. Org. Chem.*, 2007, **72**, 2570; (l) M. Matveenko, O. J. Kokas, M. G. Banwell and A. C. Willis, *Org. Lett.*, 2007, **9**, 3683; (m) J. S. Yadav, G. Satheesh and C. V. S. R. Murthy, *Org. Lett.*, 2010, **12**, 2544; (n) E. H. Southgate, D. R. Holycross and D. Sarlah, *Angew. Chem., Int. Ed.*, 2017, **56**, 15049.
- 10 For the syntheses of narciclasine, see: (a) J. H. Rigby and M. E. Mateo, *J. Am. Chem. Soc.*, 1997, **119**, 12655; (b) D. Gonzalez, T. Martinot and T. Hudlicky, *Tetrahedron Lett.*, 1999, **40**, 3077; (c) T. Hudlicky, U. Rinner, D. Gonzalez, H. Akgun, S. Schilling, P. Siengalewicz, T. A. Martinot and G. R. Pettit, *J. Org. Chem.*, 2002, **67**, 8726; (d) S. Elango and T. Yan, *J. Org. Chem.*, 2002, **67**, 6954; (e) M. Matveenko, M. G. Banwell and A. C. Willis, *Tetrahedron*, 2008, **64**, 4817; (f) T. W. Bingham, L. W. Hernandez, D. G. Olson, R. L. Svec, P. J. Hergenrother and D. Sarlah, *J. Am. Chem. Soc.*, 2019, **141**, 657.
- 11 For the isolation of zephyranthine, see: (a) S. Ozeki, *Chem. Pharm. Bull.*, 1964, **12**, 253; (b) M. R. Herrera, A. K. Machochoa, J. J. Nair, W. E. Campbell, R. Brun, F. Viladomat, C. Codina and J. Bastida, *Fitoterapia*, 2001, **72**, 444.
- 12 For the syntheses of zephyranthine see: (a) Y. J. Chen, S. L. Cai, C. C. Wang, J. D. Cheng, S. Kramer and X. W. Sun, *Chem.-Asian. J.*, 2017, **12**, 1309; (b) K. Ishii, Y. Seki-Yoritake, M. Ishibashi, M. W. Liaw, T. Oishi, T. Sato and N. Chida, *Heterocycles*, 2019, **99**, 111.
- 13 (a) This catalyst was selected from a primary screening from chiral thioureas, cinchona alkaloids and Evans' chiral nickel(II) catalyst; (b) D. A. Evans and D. Seidel, *J. Am. Chem. Soc.*, 2005, **127**, 9958; (c) D. A. Evans, S. Mito and D. Seidel, *J. Am. Chem. Soc.*, 2007, **129**, 11583; (d) J. B. Chen, J. C. Chen, Y. Xie and H. B. Zhang, *Angew. Chem., Int. Ed.*, 2012, **51**, 1024; (e) X. Zhang and J. C. Anderson, *Angew. Chem., Int. Ed.*, 2019, **58**, 18040.
- 14 S. M. Weinreb, *Chem. Rev.*, 2006, **106**, 2531.
- 15 (a) J. H. Sahner, H. Sucipto, S. C. Wenzel, M. Groh, R. W. Hartmann and R. Müller, *ChemBioChem*, 2015, **16**, 946; (b) D. Petrović and R. Brückner, *Org. Lett.*, 2011, **13**, 6524; (c) B. M. Trost, W. M. Seganish, C. K. Chung and D. Amans, *Chem.-Eur. J.*, 2012, **18**, 2948.
- 16 (a) A. E. Gatland, B. S. Pilgrim, P. A. Procopiou and T. J. Donohoe, *Angew. Chem., Int. Ed.*, 2014, **53**, 14555; (b) C. J. Moody and G. J. Warreilow, *Tetrahedron Lett.*, 1987, **28**, 6089.
- 17 D. L. Comins and A. Dehghani, *Tetrahedron Lett.*, 1992, **33**, 6299.
- 18 S. Cacchi, E. Morera and G. Ortar, *Tetrahedron Lett.*, 1984, **25**, 4821.
- 19 (a) S. G. Hentges and K. B. Sharpless, *J. Am. Chem. Soc.*, 1980, **102**, 4263; (b) E. N. Jacobsen, I. Marko, W. S. Mungall, G. Schroeder and K. B. Sharpless, *J. Am. Chem. Soc.*, 1988, **110**, 1968.
- 20 W. J. Huang, O. V. Singh, C. H. Chen, S. Y. Chiou and S. S. Lee, *Helv. Chim. Acta*, 2002, **85**, 1069.

