

Cite this: *Chem. Sci.*, 2021, 12, 742

All publication charges for this article have been paid for by the Royal Society of Chemistry

Received 13th October 2020  
Accepted 10th November 2020

DOI: 10.1039/d0sc05656a

rsc.li/chemical-science

# Single point activation of pyridines enables reductive hydroxymethylation†

Bruno Marinic,<sup>a</sup> Hamish B. Hepburn,<sup>a</sup> Alexandru Grozavu,<sup>a</sup> Mark Dow<sup>b</sup> and Timothy J. Donohoe<sup>\*,a</sup>

The single point activation of pyridines, using an electron-deficient benzyl group, facilitates the ruthenium-catalysed dearomative functionalisation of a range of electronically diverse pyridine derivatives. This transformation delivers hydroxymethylated piperidines in good yields, allowing rapid access to medicinally relevant small heterocycles. A noteworthy feature of this work is that paraformaldehyde acts as both a hydride donor and an electrophile in the reaction, enabling the use of cheap and readily available feedstock chemicals. Removal of the activating group can be achieved readily, furnishing the free NH compound in only 2 steps. The synthetic utility of the method was illustrated with a synthesis of (±)-Paroxetine.

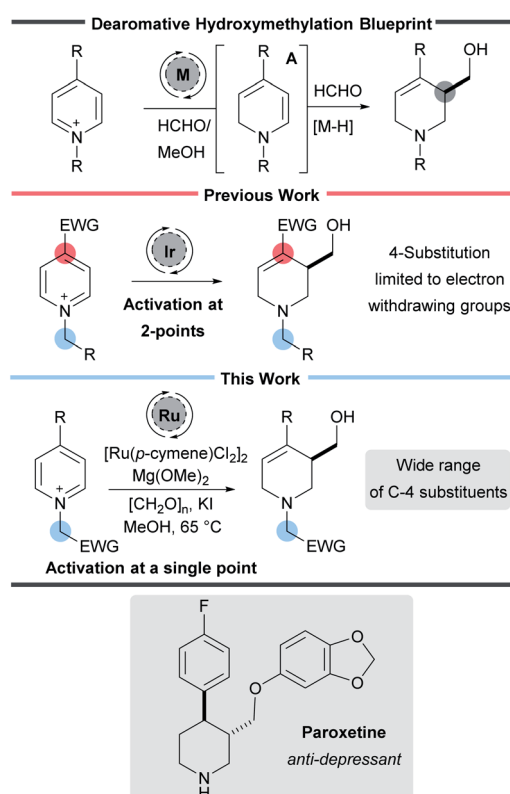
## Introduction

Nitrogen-containing heterocycles play an essential role in organic chemistry. They are found in a wide range of pharmaceuticals, drug candidates, agrochemicals, natural products, functional materials, and catalysts.<sup>1</sup> Despite considerable synthetic advances, the pharmaceutical industry still requires processes that allow the facile preparation of aliphatic nitrogen-containing heterocycles along with methods that install small but essential functional groups such as  $-\text{CH}_2\text{OH}$  and methods which enable the rapid and robust preparation of such useful molecules are of great interest to the synthetic chemistry community (Scheme 1).<sup>2</sup>

Dearomatisation reactions have garnered considerable interest because they represent an expedient way to prepare complex three-dimensional molecular scaffolds from flat and readily available aromatic compounds.<sup>3</sup> Given the particular relevance of piperidines, and the commercial availability of pyridines, the dearomative pathway represents an attractive approach to preparing saturated azacycles.<sup>4</sup> In particular dearomative methods that form both C–H and C–C bonds represent an important class of reaction that are particularly versatile and efficient. However, despite their importance,<sup>5–12</sup> these types of reactions continue to be underrepresented in the literature.

Recently our own laboratory has reported a new iridium-catalysed interrupted transfer hydrogenation process that leads to the reductive hydroxymethylation of pyridines.<sup>13–16</sup> In

addition to forming two new C–H bonds, this process also forms a new C–C bond in a single synthetic step. Mechanistic work has shown that the metal catalyst oxidises formaldehyde in methanol to methyl formate, forming a metal hydride in the process.<sup>13</sup> Addition of the metal hydride to the C-2 position of



Scheme 1 Reaction blueprint and activation strategy.

<sup>a</sup>Chemistry Research Laboratory, University of Oxford, Mansfield Road, Oxford, OX1 3TA, UK. E-mail: timothy.donohoe@chem.ox.ac.uk

<sup>b</sup>AstraZeneca, Silk Road, Macclesfield, SK10 2NA, UK

† Electronic supplementary information (ESI) available: Experimental procedures and spectroscopic data. See DOI: 10.1039/d0sc05656a

the pyridine then forms a key enamine intermediate **A**. Reaction of the enamine with excess formaldehyde, and subsequent iminium ion reduction then completes the transformation.

As with many dearomative reactions, it is necessary to activate the pyridine substrates to facilitate the initial aromaticity-breaking step. We found that activation could be achieved through a two-point strategy: (i) quaternisation of the pyridine nitrogen to form a highly electron deficient pyridinium salt and (ii) the presence of an electron-withdrawing substituent in the 4-position of the pyridine to further enhance the electron deficiency. The 4-substituent also ensures the initial reduction happens at C-2 exclusively, and prevents over reduction *in situ*.

While our initial work reported 3-hydroxymethylation of pyridines, the requirement of a strongly electron withdrawing group in the 4-position is a significant limitation. Groups such as esters and ketones work well, however any less electron-withdrawing substituents result in either low yielding or completely inactive pyridines. For example 4-phenylpyridine was poorly active under the reaction conditions (giving product **2a** in 15% yield using an iridium catalyst and 27% yield using a rhodium catalyst, Scheme 2) and pyridines with alkyl and heteroatom substituents were completely inactive. 4-Aryl substituents are of particular interest as this motif can be found in molecules such as the anti-depressant drug Paroxetine (Scheme 1).

## Results and discussion

In order to address this limitation, we set about developing a single point activation strategy that would enable the use of more electron-rich pyridines, such as 4-phenyl pyridine. From analysis of crude reaction mixtures, it was apparent that the initial dearomative addition of a metal hydride to the pyridine C-2 position was the troublesome step when using less electron-

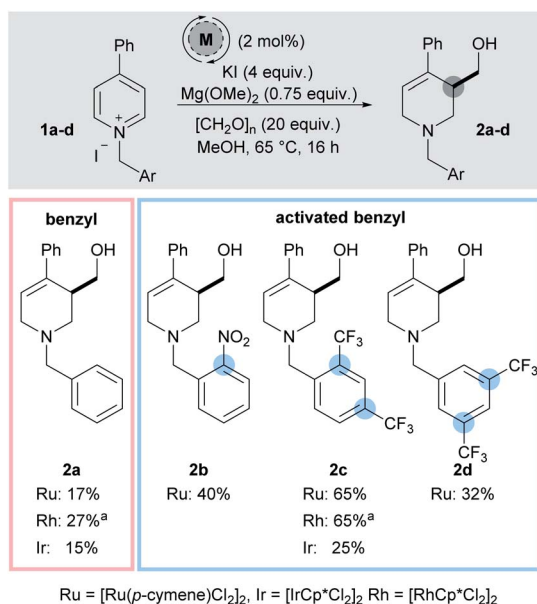
poor substrates. Therefore, our first approach was to utilise metals which have a stronger reductive profile while using *N*-benzyl-4-phenylpyridinium iodide **1a** as a test substrate (Scheme 2).<sup>17</sup> In this case, both rhodium (27%) and ruthenium (17%) were found to give higher yields of **2a** than iridium (15%).

To further increase the electron deficiency of the hetero-aromatic system, while maintaining a single point of activation (*i.e.* quaternisation), analogous substrates bearing electron-deficient benzyl groups were then prepared and subjected to the metal-catalysed conditions. Using [Ru(*p*-cymene)Cl<sub>2</sub>]<sub>2</sub> as the pre-catalyst, pleasingly the 2-nitrobenzyl substrate **1b** was found to give the product **2b** in a higher 40% yield, as did the 2,4-bistrifluoromethyl substrates **1c** (**2c**, 65%) and 3,5-bistrifluoromethyl substrates **1d** (**2d**, 32%). [IrCp\*Cl<sub>2</sub>]<sub>2</sub> was found to generate a far less proficient catalytic species, delivering **2c** in only 25% yield. Finally, [RhCp\*Cl<sub>2</sub>]<sub>2</sub> was also found to deliver **2c** in a good yield (65%). After deciding that the 2,4-bistrifluoromethyl activating group gave the best yield, substrate **1c** was taken as a model substrate and subjected to further optimisation and screening (Table 1). Ru catalysis was studied further because it is significantly less expensive than Rh.

Initially, the role of KI additive, thought to improve the reducing ability of the metal hydride, was investigated; relative to our initial conditions using 4 equivalents,<sup>18,19</sup> the absence of any KI (40%) or the presence of 2 equivalents (60%) led to a reduced yield of **2c** (entry 2 and 3). However, increasing KI loading to 6 equivalents (50%) also led to a decrease in yield (entry 5). Using the bromide salt of **1c** as starting material, instead of the iodide salt, also led to a slight decrease in yield (61%, entry 6).

Changing the base to potassium methoxide resulted in a drop in yield to 24%. Decreasing the loading of magnesium methoxide to 0.5 equivalents had a limited effect (64%) but increasing the loading to 1 equivalent increased the yield to 70%; a further increase of base equivalents did not increase the yield (entry 8, 9 and 10). Finally, decreasing the para-formaldehyde equivalents to 10 led to a reduction in yield (65%) while increasing to 30 equivalents increased the yield to 72%, giving an isolated yield of 69% (entries 11 and 12). Note that it was necessary to add excess formaldehyde in order to ensure complete reaction of the enamine formed *in situ*. Although the optimised conditions differ from our initial iridium catalysed work, we believe that mechanistically the reaction process proceeds in a similar fashion (see ESI†).<sup>13</sup> With the optimal *N*-activating group and conditions in hand, a range of 4-aryl substituted pyridinium salts were subjected to the reaction conditions (Scheme 3).

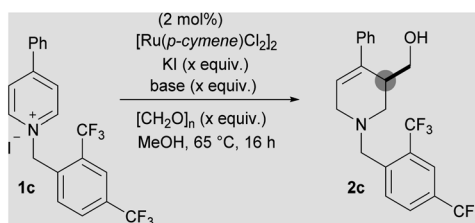
The starting materials were prepared in one step from 2,4-bistrifluoromethylbenzyl iodide and the corresponding pyridine. While the model 4-phenylpyridine **1c** gave the product **2c** in 69% yield, scaling this reaction to 3 mmol, led to the formation of **2c** in an increased yield of 73%. Pleasingly we found that a number of both electron-donating (methyl, *tert*-butyl, and methoxy) and electron-withdrawing (trifluoromethyl, fluoro, chloro, methyl ester, and sulfone) substituents were well tolerated on the C-4 aromatic group, giving the products in a range of yields (39–78%). Within the C-4 aromatic group,



Scheme 2 Screening of activating groups. <sup>a</sup> In the absence of KI.



Table 1 Screening of reaction conditions



Entry	KI equiv.	[CH <sub>2</sub> O] <sub>n</sub> equiv.	Base	Base equiv.	Yield of <b>2c</b> <sup>a</sup> (%)
1	4	20	Mg(OMe) <sub>2</sub>	0.75	65
2	2	20	Mg(OMe) <sub>2</sub>	0.75	60
3	0	20	Mg(OMe) <sub>2</sub>	0.75	40
4 <sup>b</sup>	0	20	Mg(OMe) <sub>2</sub>	0.75	42
5	6	20	Mg(OMe) <sub>2</sub>	0.75	50
6 <sup>c</sup>	4	20	Mg(OMe) <sub>2</sub>	0.75	61
7	4	20	KOMe	1.5	24
8	4	20	Mg(OMe) <sub>2</sub>	0.5	64
9	4	20	Mg(OMe) <sub>2</sub>	1	70
10	4	20	Mg(OMe) <sub>2</sub>	2	70
11	4	10	Mg(OMe) <sub>2</sub>	1	65
12	4	30	Mg(OMe) <sub>2</sub>	1	72 (69) <sup>d</sup>

<sup>a</sup> <sup>1</sup>H NMR yield using trimethoxybenzene as internal standard. <sup>b</sup> Using [Ru(*p*-cymene)I<sub>2</sub>]<sub>2</sub> as catalyst. <sup>c</sup> Using the bromide salt of **1c**. <sup>d</sup> Isolated yield.

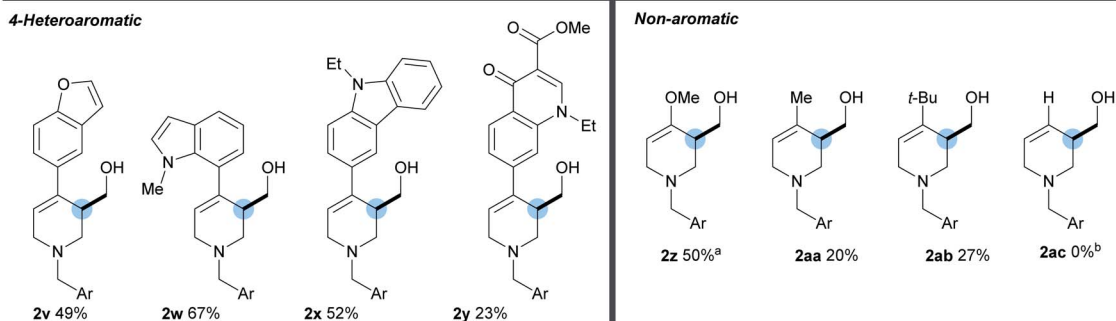
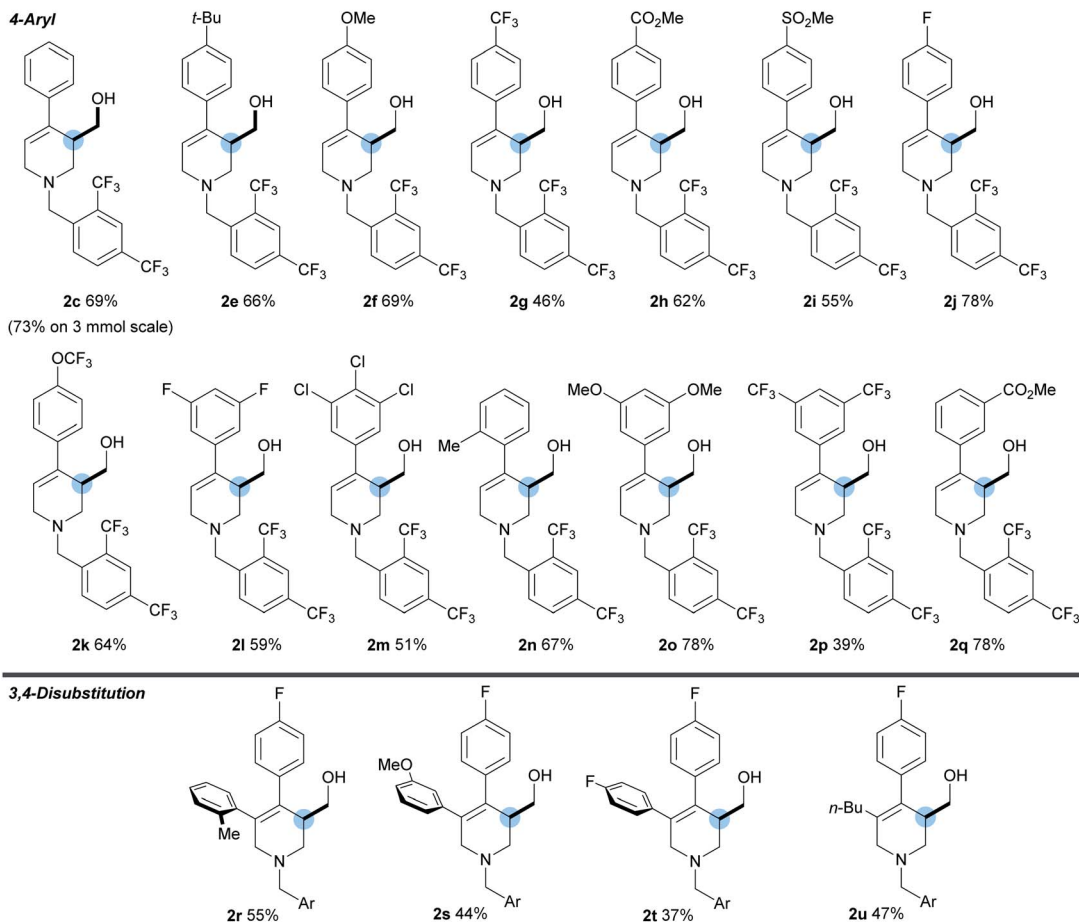
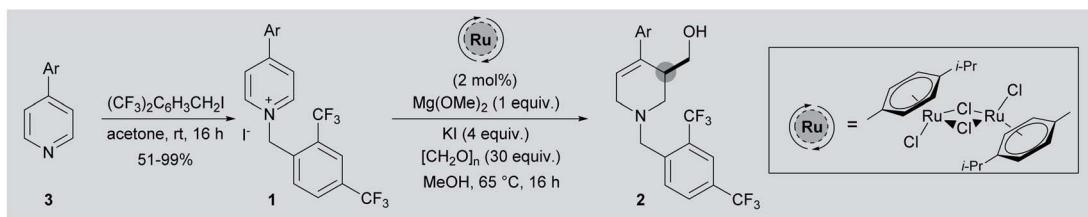
substitution was tolerated at the *ortho*, *meta*, and *para* positions, together with 3,5-disubstitution and 3,4,5-trisubstitution. Of note, substrate **2j** bearing a 4-fluorophenyl group was formed in 78% yield and was used as the key step in the synthesis of (±)-Paroxetine, *vide infra*. In addition, substitution at the 3-position of the pyridine is also tolerated (**2r–2u**), giving the hydroxymethylated product in reasonable yields (37–55%). In this position aromatic groups bearing *ortho*, *meta*, and *para* substitution along with a *n*-butyl group were all shown to be viable substrates. The activation strategy utilising the 2,4-bis-trifluoromethylbenzyl group was then extended to enable the use of pyridines substituted at the 4-position with strongly electron-rich heterocycles. These substrates are completely inactive when using the standard *N*-benzyl activating strategy which shows the importance of the electron withdrawing *N*-benzyl derivative described here. Carbazole (**2x**, 52%), indole (**2w**, 67%), and benzofuran (**2v**, 49%) C-4 substituents were all used successfully to give the hydroxymethylated products in good yields. These results highlight the ability of this methodology to selectively activate and functionalise pyridines in the presence of other heteroaromatic rings. Furthermore, the *N*-2,4-bis-trifluorobenzyl salt of Rosoxacin ester, a commercially available quinoline antibiotic, was subjected to the reaction conditions and the desired product **2y** was isolated in 23% yield, showing that late stage derivatisation of important pharmaceutically relevant molecules can be achieved with this methodology. Moreover, the highly electron-rich 4-methoxypyridine was successfully activated using our strategy to give enol ether **2z** in 50% yield. While the corresponding 4-alkyl products **2aa** and **2ab**, bearing a methyl and *tert*-butyl group respectively, were also formed, the isolated yields were only 20% and 27%

respectively. However, despite these lower yields, they do demonstrate a proof of concept that simple C-4 alkyl-substituted pyridines can now be utilised in this methodology for the first time. Unfortunately substrates lacking a 4-substituent did not undergo hydroxymethylation successfully and gave complex mixtures of products (**2ac**); we plan to tackle this issue in our future work.

To highlight the versatility of the products, further synthetic transformations were undertaken on a representative example **2c** (Scheme 4). The newly installed CH<sub>2</sub>OH group was converted to the corresponding alkyl iodide **4** *via* an Appel reaction in good yield (66%). Importantly, removal of the activating group was achieved easily through protection of the free –OH group with a benzyl group followed by either treatment with 1-chloroethyl chloroformate and subsequent reaction of the intermediate carbamate with methanol to furnish the free amine **5** in 56% yield over two steps. Alternatively treatment with methyl chloroformate, allowed a protecting group switch to form carbamate **6** in good yield (66%) over two steps. A Mitsunobu reaction of **2c** using sesamol, followed by cleavage of the activating group delivered the corresponding amine **7** in 43% yield over two steps. These synthetic manipulations, together with the easy removal of the benzyl derived activating group, enables the wide array of products to be converted into highly useful small molecules.

In order to show the utility of this methodology, we chose to prepare Paroxetine, which is a selective serotonin reuptake inhibitor used as a pharmaceutical drug to treat a variety of conditions.<sup>20</sup> Starting with commercially available 4-bromopyridine hydrochloride we prepared (±)-Paroxetine using our methodology in only six steps and 20% yield (Scheme 4).



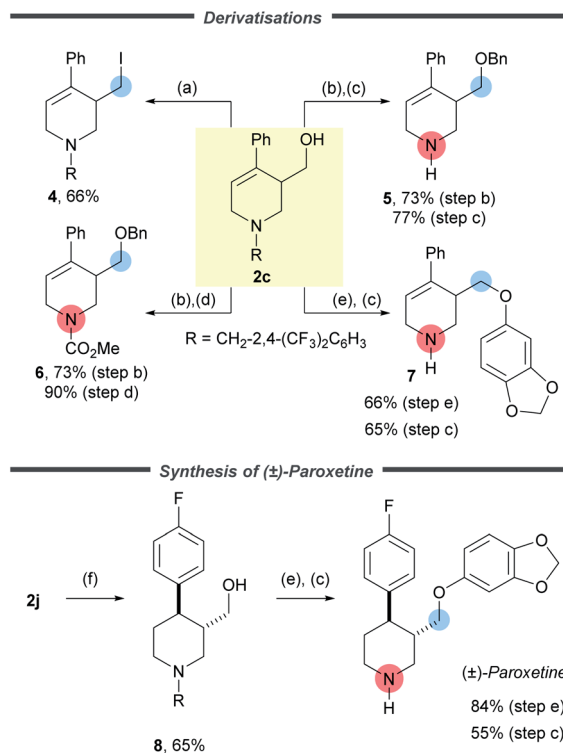


Scheme 3 Scope of reaction. <sup>a</sup> Using [RhCp\*Cl<sub>2</sub>]<sub>2</sub> catalyst, [CH<sub>2</sub>O]<sub>n</sub> (60 equiv.), Mg(OMe)<sub>2</sub> (1.5 equiv.), 45 °C. <sup>b</sup> Reaction of **1ac** gave a complex mixture of products.

Following the preparation of **2j**, three simple and efficient transformations gave Paroxetine. The first of these was a key substrate controlled hydrogenation using Crabtree's catalyst to deliver the piperidine **8** (3 : 1 dr, from which the pure *trans* isomer of **8** was isolated in 65% yield). Finally, the synthesis was

completed with a Mitsunobu reaction to install the electron rich aryl group (84%) and removal of the activating group using ACE-Cl and methanol (55%). In order to probe the mechanism of the reaction we have subjected **1j** to the reaction using [CD<sub>2</sub>O]<sub>n</sub> and observed deuterium incorporation on C-2, C-6 and the exocyclic





**Scheme 4** Deprotection and functionalisation of the products. (a)  $\text{PPh}_3$  (2.2 equiv.),  $\text{I}_2$  (2.2 equiv.), imidazole (2.5 equiv.)  $\text{CH}_2\text{Cl}_2$ , 0 °C to r.t., 2 h. (b) NaH (10 equiv.), 15-crown-5 (2.0 equiv.), BnBr (10 equiv.), 0 °C to r.t., 2 h. (c) 1-Chloroethyl chloroformate (8.0 equiv.), DCE, 120 °C, 16 h then MeOH, 65 °C, 4 h. (d) Methyl chloroformate (8.0 equiv.), DCE, 120 °C, 16 h. (e)  $\text{PPh}_3$  (1.2 equiv.) sesamol (2.0 equiv.) DIAD (1.2 equiv.), THF, 0 → 50 °C, 2 h. (f)  $[\text{Ir}(\text{cod})(\text{PCy}_3)(\text{py})]\text{PF}_6$  (20 mol%),  $\text{H}_2$ ,  $\text{CH}_2\text{Cl}_2$ , r.t., 20 h. R =  $\text{CH}_2(\text{CF}_3)_2\text{C}_6\text{H}_3$ .

hydroxymethyl group. This was consistent with our proposed mechanism and also provided a convenient method to access deuterated Paroxetine if so desired (see ESI pp56†).

## Conclusions

In conclusion, we have developed a new catalytic system and shifted the boundaries of the dearomative hydroxymethylation reaction, expanding the scope far beyond what was possible in our initial work. Ranging from 4-arylpyridines to the electron-rich 4-methoxypyridine the hydroxymethylation proceeded in good yields. The key aspect of the work involves the use of a ruthenium catalyst in conjunction with a highly electron-deficient 2,4-bistrifluoromethylbenzyl activating group. This bespoke activating group can be readily removed to furnish the free amine. Finally, we have utilised this highly useful methodology in the synthesis of (±)-Paroxetine and plan to employ it further to make more medicinally relevant molecules and natural products.

## Conflicts of interest

There are no conflicts of interest.

## Acknowledgements

The EPSRC (EP/L023121/1, TJD), AstraZeneca (BM), the European Commission (Marie Skłodowska-Curie Actions fellowship (Grant: 792562 H2020-MSCA-IF-2017) HBH), and Eli Lilly (AG) are all thanked for providing support.

## Notes and references

- (a) A. F. Pozharskii, A. Soldatenkov and A. R. Katritzky, *Heterocycles in Life and Society: An Introduction to Heterocyclic Chemistry, Biochemistry, and Applications*, Wiley, 2nd edn, 2011; (b) J. A. Joule and K. Mills, *Heterocyclic Chemistry*, Wiley, 5th edn, 2010.
- D. C. Blakemore, L. Castro, I. Churcher, D. C. Rees, A. W. Thomas, D. M. Wilson and A. Wood, *Nat. Chem.*, 2018, **10**, 383–394.
- (a) D.-S. Wang, Q.-A. Chen, S.-M. Lu and Y.-G. Zhou, *Chem. Rev.*, 2012, **112**, 2557–2590; (b) M. P. Wiesenfeldt, Z. Nairoukh, T. Dalton and F. Glorius, *Angew. Chem., Int. Ed.*, 2019, **58**, 10460–10476.
- J. A. Bull, J. J. Mousseau, G. Pelletier and A. B. Charette, *Chem. Rev.*, 2012, **112**, 2642–2713.
- S.-G. Wang and S.-L. You, *Angew. Chem., Int. Ed.*, 2014, **53**, 2194–2197.
- D. Wang, Z. Wang, Z. Liu, M. Huang, J. Hu and P. Yu, *Org. Lett.*, 2019, **21**, 4459–4463.
- J. Lee, D. Ko, H. Park and E. J. Yoo, *Chem. Sci.*, 2020, **11**, 1672–1676.
- H.-J. Miao, L.-L. Wang, H.-B. Han, Y.-D. Zhao, Q.-L. Wang and Z.-W. Bu, *Chem. Sci.*, 2020, **11**, 1418–1424.
- J. A. Leitch, T. Rogova, F. Duarte and D. J. Dixon, *Angew. Chem., Int. Ed.*, 2020, **59**, 4121–4130.
- L.-L. Wang, H.-B. Han, Z.-H. Cui, J.-W. Zhao, Z.-W. Bu and Q.-L. Wang, *Org. Lett.*, 2020, **22**, 873–878.
- K. Kubota, Y. Watanabe, K. Hayama and H. Ito, *J. Am. Chem. Soc.*, 2016, **138**, 4338–4341.
- C. J. Huck and D. Sarlah, *Chem*, 2020, **6**, 1589–1603.
- A. Grozavu, H. B. Hepburn, P. J. Smith, H. K. Potukuchi, P. J. Lindsay-Scott and T. J. Donohoe, *Nat. Chem.*, 2019, **11**, 242–247.
- H. B. Hepburn and T. J. Donohoe, *Chem. – Eur. J.*, 2020, **26**, 1963–1967.
- B. M. Reeves, H. B. Hepburn, A. Grozavu, P. J. Lindsay-Scott and T. J. Donohoe, *Angew. Chem., Int. Ed.*, 2019, **58**, 15697–15701.
- A. Grozavu, H. B. Hepburn, E. P. Bailey, P. J. Lindsay-Scott and T. J. Donohoe, *Chem. Sci.*, 2020, **11**, 8595–8599.
- D. Wang and D. Astruc, *Chem. Rev.*, 2015, **115**, 6621–6686.
- J. Wu, C. Wang, W. Tang, A. Pettman and J. Xiao, *Chem. – Eur. J.*, 2012, **18**, 9525–9529.
- J. Wu, W. Tang, A. Pettman and J. Xiao, *Adv. Synth. Catal.*, 2013, **355**, 35–40.
- A. J. Wagstaff, S. M. Cheer, A. J. Matheson, D. Ormrod and K. L. Goa, *Drugs*, 2002, **62**, 655–703.

