


 Cite this: *RSC Adv.*, 2021, **11**, 40072

The binary aluminum scandium clusters Al_xSc_y with $x + y = 13$: when is the icosahedron retained?

 Ngo Tuan Cuong,^a Nguyen Thi Mai,^b Nguyen Thanh Tung,^b Ngo Thi Lan,^{bc} Long Van Duong,^d Minh Tho Nguyen^e and Nguyen Minh Tam^{*fg}

Geometrical and electronic structures of the 13-atom clusters Al_xSc_y with $x + y = 13$, as well as their thermodynamic stabilities were investigated using DFT calculations. Both anionic and neutral isomers of Al_xSc_y were found to retain an icosahedral shape of both Al_{13} and Sc_{13} systems in which an Al atom occupies the endohedral central position of the icosahedral cage, irrespective of the number of Al atoms present. Such a phenomenon occurs to maximize the number of stronger Al–Al and Sc–Al bonds instead of the weaker Sc–Sc bonds. NBO analyses were applied to examine their electron configurations and rationalize the large number of open shells and thereby high multiplicities of the mixed clusters having more than three Sc atoms. The SOMOs are the molecular orbitals belonged to the irreducible representations of the symmetry point group of the clusters studied, rather than to the cluster electron shells. Evaluation of the average binding energies showed that the thermodynamic stability of Al_xSc_y clusters is insignificantly altered as the number y goes from 0 to 7 and then steadily decreases when y attains the 7–13 range. Increase of the Sc atom number also reduces the electron affinities of the binary Al_xSc_y clusters, and thus they gradually lose the superhalogen characteristics with respect to the pure Al_{13} .

Received 18th September 2021

Accepted 7th December 2021

DOI: 10.1039/d1ra06994b

rsc.li/rsc-advances

1. Introduction

During the last four decades, a very large number of both experimental and theoretical studies on atomic clusters were reported with the aim to understand their novel physical and chemical properties as well as to emphasize their abilities to be used for new promising technological applications.¹ The atomic clusters possessing high symmetry geometries have often attracted more attention, in part due to the fact that they are expected to have an enhanced stability along with appealing features. In particular they can be considered as building blocks for assembled nanostructured materials.^{1,2} Especially, many investigations found that various clusters formed by 13 atoms, including both homonuclear and heteronuclear derivatives, exist in an icosahedral shape and have interesting physico-chemical properties that could lead to significant

applications.³ For instance, to adjust the overall valence state and thereby the chemical behavior of the silicon doped aluminum Al_{12}Si icosahedron, it is possible to substitute the Si atom by another dopant such as B, P and Ca, to form the superhalogen Al_{12}B , super alkali metal Al_{12}P , and superchalcogen Al_{12}Ca , respectively.⁴ Of the main group element clusters, only the aluminum clusters at this size, Al_{13} , in both neutral and anionic states, are icosahedra formed by 13 homonuclear atoms,^{5–7} that are one of the most well-known and inspiring example for superatomic clusters.¹ The anion Al_{13}^- exhibits 40 valence electrons in a closed shell structure and thus emerges as a *magic cluster* with an enhanced thermochemical stability. For its part, the neutral Al_{13} , having one valence electron less than the anion Al_{13}^- , has a very high electron affinity exceeding those of halogen atoms and has been regarded as a superhalogen.^{8,9} Stimulated by the existence of the icosahedral Al_{13} , many similar structures were found by doping of various hetero-atoms into aluminum hosts.³ A previous study using photoelectron spectroscopy combined with theoretical calculations pointed out that an icosahedral anion $\text{Al}_{12}\text{Li}^-$ can be composed by replacing a surface Al atom of the icosahedron Al_{13}^- by a Li atom.¹⁰ For the doped aluminum $\text{Al}_{12}\text{X}^{2-}$, while the beryllium, $\text{X} = \text{Be}$, sits at the center of an aluminum icosahedral cage due to its small atomic radius, the remaining dopants with X being an alkaline earth metal having larger atomic radius, favor its attachment outside at the surface.^{11–13} Although the aluminum doped boron clusters B_{12}Al favor a quasi-planar shape,¹⁴ it was also found that other dopants which belong to

^aFaculty of Chemistry, Center for Computational Science, Hanoi National University of Education, Hanoi, Vietnam

^bInstitute of Materials Science and Graduate University of Science and Technology, Vietnam Academy of Science and Technology, 18 Hoang Quoc, Hanoi Vietnam

^cDepartment of Physics and Technology, Thai Nguyen University of Science, Thai Nguyen, Vietnam

^dInstitute for Computational Science and Technology (ICST), Quang Trung Software City, Ho Chi Minh City, Vietnam

^eDepartment of Chemistry, KU Leuven, Celestijnenlaan 200F, B-3001 Leuven, Belgium

^fComputational Chemistry Research Group, Ton Duc Thang University, Ho Chi Minh City, Vietnam. E-mail: nguyenminhtam@tdtu.edu.vn

^gFaculty of Applied Sciences, Ton Duc Thang University, Ho Chi Minh City, Vietnam



the same group IIIA as aluminum including B and Ga, can substitute the Al atom(s) at the center of icosahedral cage Al_{13} .^{15,16} An investigation of the cationic clusters $Al_{12}X^+$, with X being a tetravalent atom including C, Si, Ge, Sn, and Pb, showed that except for the low symmetry structure of $Al_{12}C^+$, the remaining structures of $Al_{12}X^+$ prefer an icosahedral shape. The Si and Ge atoms are encapsulated at the central position of the icosahedra $Al_{12}Si^+$ and $Al_{12}Ge^+$, respectively, whereas for the $Al_{12}Sn^+$ and $Al_{12}Pb^+$, the dopant substitutes an aluminum atom on a vertex of the icosahedral framework.¹⁷ Moreover, a recent study on singly and doubly silicon doped aluminum clusters reported that both neutral and cationic states of $Al_{11}Si_2$ keep on favoring the icosahedral shape with one Si dopant embedded at the central position, whereas the remaining Si atom substitutes an external Al position of the icosahedron Al_{13} .¹⁸ Similarly, another study of $Al_{12}X$ clusters at both neutral and cationic states, with dopant X being a pentavalent atom including P, As, Sb and Bi, also showed that the P atom prefers to be at the center of the Al_{12} icosahedron whereas the rest of the dopants favor occupancy of a vertex site due to their larger size.¹⁹

Previous studies on transition metal doped aluminum clusters also reported that an icosahedral structure can be composed by 12 aluminum atoms plus a transition metal dopant such as Co, Ni, Cu, and Zn. The atomic radius of the latter seems small enough to allow its position at the center of such a cage.^{10,11,20–22} A combined theoretical and experimental study on Al_nV clusters²³ showed that the anionic $Al_{12}V^-$ prefers a distorted icosahedral shape in which the vanadium atom occupies a convex capped site. Interestingly, Kumar and Kawazoe carried out a study using density functional theory (DFT) calculations on a doping of a Cu atom into Al_{12} and discovered a perfect icosahedral $Cu@Al_{12}$ possessing a high spin state with a $3 \mu_B$ magnetic moment.²² A subsequent theoretical study found that the $Al_{12}Cu$ could play as a stable building block to form ionic salts, as shown from stable dimers, trimers, and tetramers of the $Al_{12}CuM_3$ complex.²⁴

On the other hand, it appears that an icosahedral structure based on the elements of the main group IVA can be also obtained upon doping of an impurity atom onto a 12 tetravalent atom system. A theoretical study indicated that the most stable isomers of the $Ge_{12}M^x$ clusters, with $M = Li, Na, Be, Mg, B$ and Al with x going from -1 to $+1$ and each containing 50 valence electrons, prefer a high symmetry icosahedron.²⁵ Particularly for the anion $Ge_{12}Li^-$, the lithium dopant was found at the central position of the icosahedral cage instead of on its surface as in the case of $Al_{12}Li^-$.²⁵ Goicoechea and McGrady carried out a theoretical investigation of endohedrally transition metal doped silicon MSi_{12} and germanium MGe_{12} clusters, and found that while MSi_{12} have a hexagonal prism or a bicapped pentagonal prism shape, some MGe_{12} with M being Cr, Mn, Fe, Cu, Zn, Ag, and Cd, tend to favor an icosahedral form.²⁶ Similarly, many icosahedra bearing an endohedrally doped metal such as tin MSn_{12} and lead MPb_{12} were also found from both theoretical and experimental approaches.^{27–31}

Previous investigations also demonstrated that many pure clusters formed by 13 transition metal atoms in both neutral and ionic states exist in ideal or distorted icosahedral shape,

including the first-row transition metal clusters such as Sc_{13} , Ti_{13} , V_{13} , Cr_{13} , Mn_{13} and Fe_{13} and heavier transition metal clusters such as Y_{13} , Hg_{13} , Zr_{13} , Lu_{13} and Hf_{13} .^{32–34} A characteristic difference of the latter from the main group element clusters is that most of the transition metal icosahedra possess very high total spin and thereby large magnetic moments, due to their unpaired nd electrons. Along with the homonuclear icosahedra, it was found that many doped transition metal clusters favor an icosahedral shape. Datta *et al.* reported from DFT calculations that the most stable isomers of vanadium doped cobalt clusters $Co_{13-m}V_m$, with $m = 1–4$, adopt an icosahedral geometry, unlike the hexagonal symmetry preference of the pure Co_{13} clusters.³⁵ Other theoretical studies also demonstrated that an icosahedral 13-atom structure can be formed by endohedrally doping a transition metal atom into a coinage metal cluster Cu_{12} and Ag_{12} .^{36–39} In particular, doping of a Cr atom into Cu_{12} as well as Ag_{12} was shown to form a Kondo-like system that enhances the thermodynamic stability of both resulting $CrCu_{12}$ and $CrAg_{12}$ icosahedra but quenches the large magnetic moment of the dopant simultaneously.^{37,39}

Of the transition metal clusters possessing icosahedral geometry, the scandium-based clusters could deserve more attention because of their formal similarities with aluminum-based clusters in terms of valence electrons. As a matter of fact, the scandium element belongs to group IIIB and also has 3 valence electrons ($3d^14s^2$). Additionally, both Sc_{13} and Al_{13} are characterized by a perfect icosahedral structure. However, unlike the anion Al_{13}^- having a closed shell electronic structure and the neutral Al_{13} exhibiting a doublet ground state, both anionic and neutral states of Sc_{13} are known to exist in very high spin ground states, with the total spin magnetic moments of 18 and $19 \mu_B$, respectively.^{32,40} A previous theoretical investigation of the singly aluminum doped scandium clusters Sc_nAl , with $n = 1–8, 12$, showed that the Sc_nAl isomers prefer an Al substitution at a Sc position of a structure of the corresponding Sc_{n+1} size. In fact, the resulting doped cluster $Sc_{12}Al$ exists in a high spin state along with an icosahedral shape in which the Al dopant is put into the center.⁴¹ Surprisingly, despite such a formal association between Sc and Al, an understanding of the geometric structure and electronic properties of the mixed Sc–Al clusters is still limited; they have not much been investigated so far. In this context, we set out to perform a detailed and systematic investigation on the binary Al–Sc clusters Al_xSc_y , with $x + y = 13$, at both anionic and neutral states using DFT method, with the purpose of gaining deeper insights into the structural and electronic features of these intriguing systems. A question of interest is as to whether the icosahedral geometry, ideal or distorted, remains predominant following atomic mixture, and the identity of the central atom.

2. Computational methods

All standard electronic structure calculations in this study are carried out using the Gaussian 09 package.⁴² The possible isomers of each cluster are searched for using different approaches. In the first step, a stochastic genetic algorithm⁴³ is used to generate the possible structures of each size Al_xSc_y , with



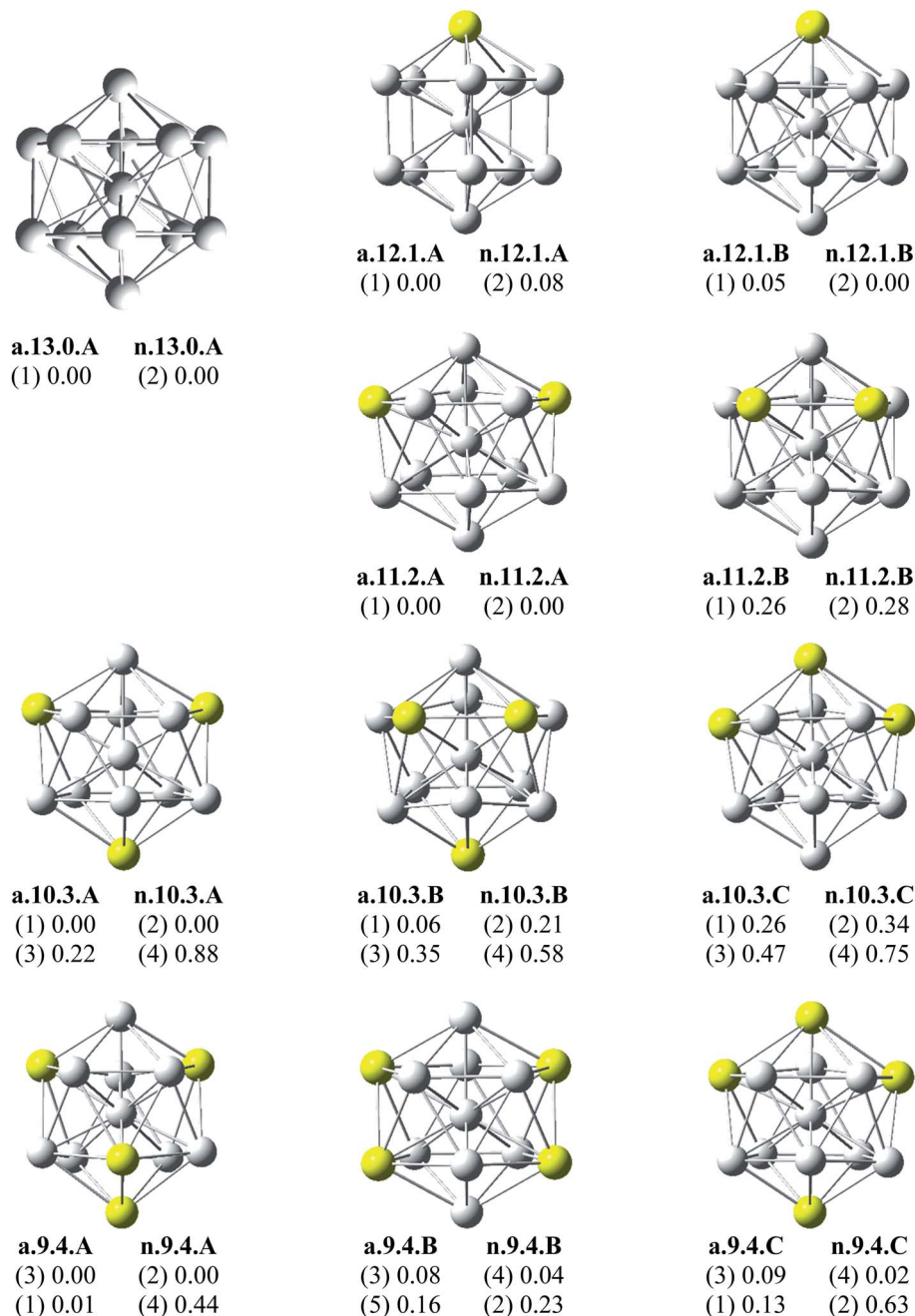


Fig. 1 Geometry, relative energy (with ZPE corrections), and spin state (in the bracket) of the most stable isomers Al_xSc_y ($x + y = 13$ with $y = 0-4$) using (U)B3LYP/6-311+G(d) optimizations.

$x + y = 13$. This algorithm has been used in previous studies and shown to be highly efficient for systems containing different components.^{18,44-46} Another way of generating the initial isomers is a manual substitution by a Sc-atom at all Al positions of the well-known icosahedron Al_{13} to generate the $Al_{12}Sc$ structures, and successively for the following sizes with more Sc atoms. The search also includes the shapes of other 13-atom clusters that have previously been reported. Geometry optimizations are first carried out to generate the first initial set of isomers using the popular hybrid B3LYP functional in combination with the small LANL2DZ basis set.⁴⁷ The local energy minima identified with relative energies of <5 eV with respect to

the corresponding lowest-lying isomer of each size are then reoptimized at various spin states using the same functional but with the larger 6-311+G(d) basis set.⁴⁸ Harmonic vibrational frequencies are subsequently calculated at this level to confirm the identity of the true local minima obtained, as well as to evaluate their zero-point energy corrections.

The lower-lying isomers of the neutral 13-atom clusters Al_xSc_y that have 39 valence electrons each, are then obtained from the corresponding anionic isomers upon removal of an electron and then geometrically optimized at different spin states. Moreover, a natural bond orbital (NBO) analysis is performed to examine the electronic configuration and thereby to rationalize



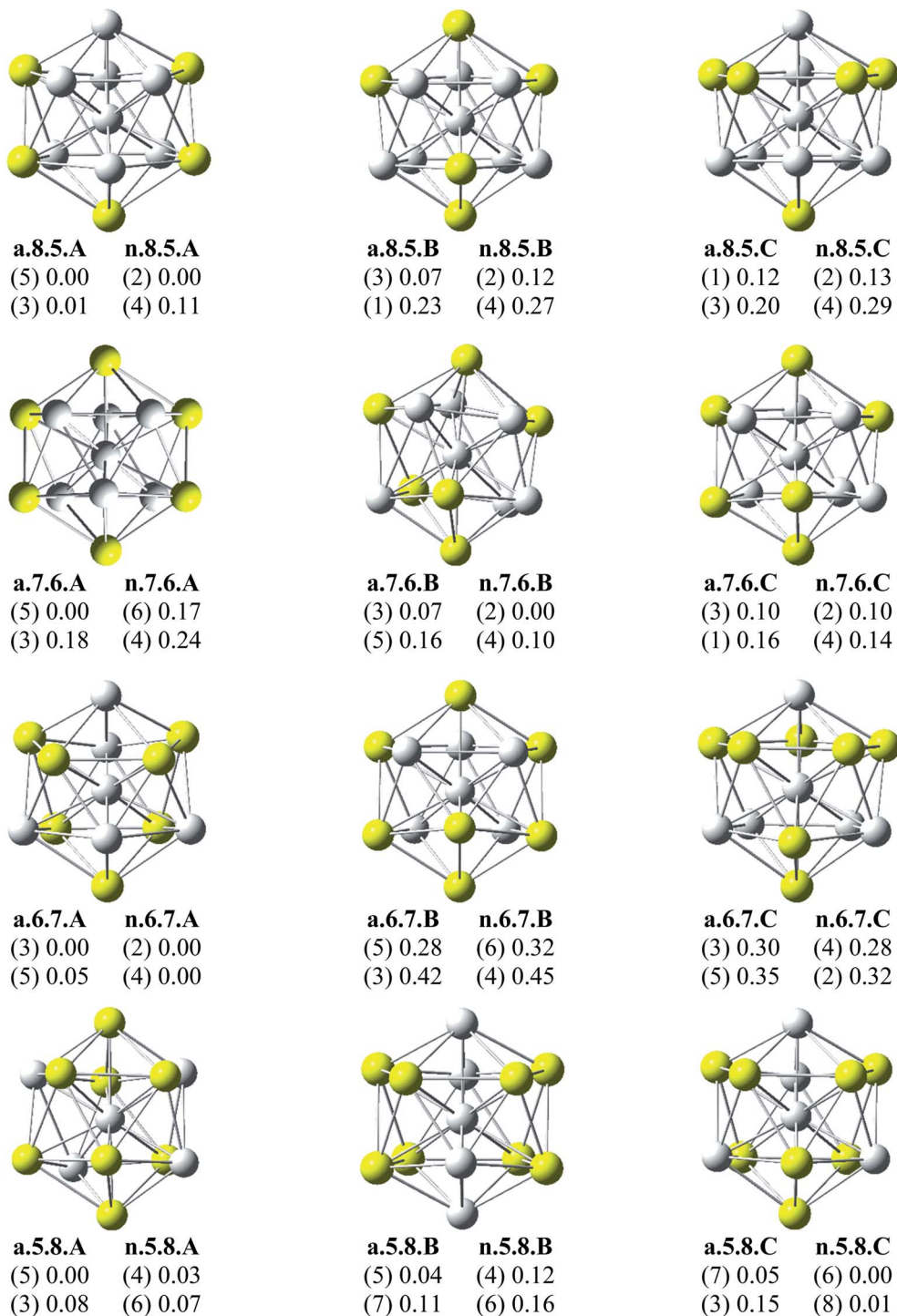


Fig. 2 Geometry, relative energy (with ZPE corrections), and spin state (in the bracket) of the most stable isomers Al_xSc_y ($x + y = 13$ with $y = 5-8$) using (U)B3LYP/6-311+G(d) optimizations.

the chemical bonding and magnetic properties of the clusters considered by using the NBO 3.1 program implemented in Gaussian 09. The total and local electron densities are defined as the difference between the numbers of spin-up and spin-down electrons occupying the molecular/atomic orbitals of the cluster/atom.

3. Results and discussion

3.1. Lower-lying isomers of binary Al-Sc clusters in both anionic and neutral states

Since there is a large number of local minima located on the potential energy surface of each size considered in different spin states, we only present here the lowest-lying isomers whose



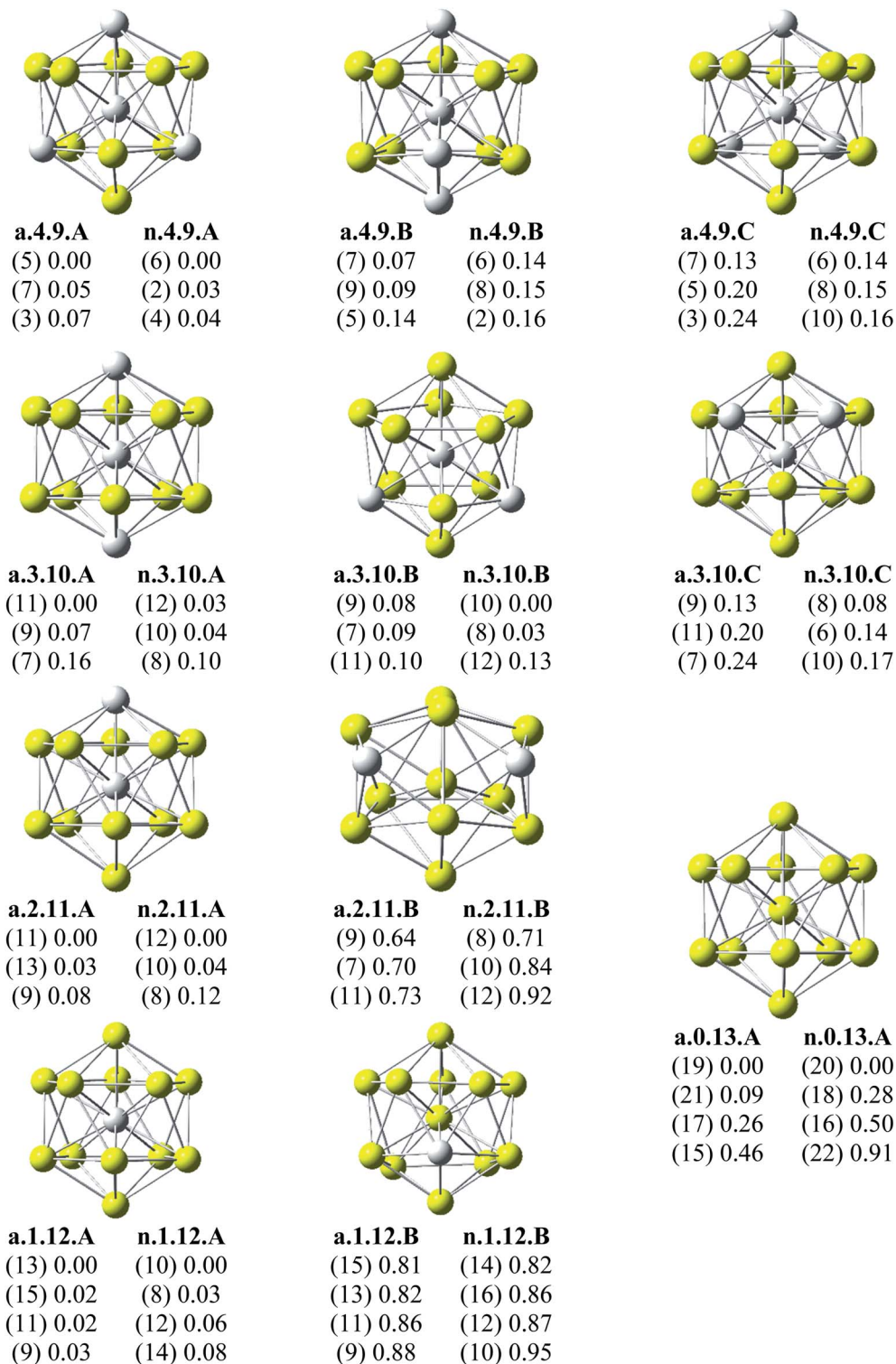


Fig. 3 Geometry, relative energy (with ZPE corrections), and spin state (in the bracket) of the most stable isomers Al_xSc_y ($x + y = 13$ with $y = 9-13$) using (U)B3LYP/6-311+G(d) optimizations.

relative energies are close to the corresponding most stable structure, being <1 eV in relative energy. The shapes of Al_xSc_y equilibrium structures in both anionic and neutral states, their spin states, and their relative energies obtained at the B3LYP/6-311+G(d)+ZPE level are shown in Fig. 1–3.

As for a convention, the $S.x.y.Z$ label is used to denote the isomers in which $S = a$ and n stand for an anionic state and its corresponding neutral with a similar geometrical shape, respectively, x being the number of Al atoms and y the number of Sc atoms, and $Z = A, B, C, \dots$ referring to the isomers with an



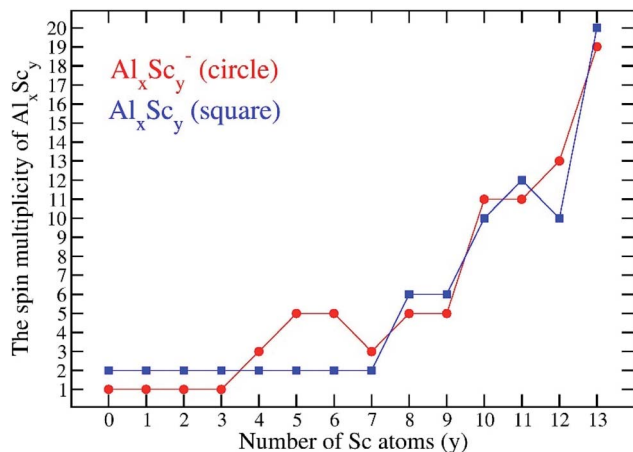


Fig. 4 Spin multiplicities of the most stable isomers of the binary Al_xSc_y clusters considered.

increasing relative energy. Accordingly, the notation $a.x.y.A$ invariably refers to the most stable anionic isomer (A) of the $a.x.y$ series, and the $n.x.y.A$ to its corresponding neutral.

Calculated results reveal an interesting discovery about geometrical features. All the lowest-lying Al_xSc_y isomers in both anionic and neutral states, irrespective of the number x of Al atoms, have an icosahedral shape in which an Al atom is invariably situated at the cage center, whereas the remaining Al and Sc atoms form the corresponding icosahedron in different positions.

For the size $x = 12$ $Al_{12}Sc^-$, $a.12.1.A$, formed by capping the Sc atom on a vertex of the bicapped pentagonal prism framework, is only 0.05 eV lower in energy than the icosahedral structure $a.12.1.B$ in which the Sc atom is placed on a surface position of the icosahedron. However, such a relative energy gap is too small to be meaningful, and therefore both isomers can be considered as energetically degenerate. DFT results also point out some energetic degeneracies with small energy gaps of <0.1 eV for most of the (x, y) combination of the series of Al_xSc_y with $y > 2$. These isomers have an icosahedral framework with different positions of Sc atoms on the surface and in different spin states. As stated above, a remarkable feature of Al_xSc_y structures is that an Al atom is consistently found at the center regardless of the number of Al atoms. The fact that the Sc atoms occupy surface positions of the icosahedron can be understood by the smaller atomic radius of aluminum which favors the Al atom to occupy a position inside the cage. This is in agreement with a previous experimental study on the argon physisorption ability of the first row transition metals,⁴⁹ showing that the transition metal doped clusters Al_nTM^+ are able to attach one argon atom up to a critical cluster size n_{crit} , with $n_{crit} = 16$ for $TM = V, Cr$ and $n_{crit} = 19-21$ for $TM = Ti$, and undergo a geometrical transition in going from exohedrally to endohedrally doped clusters in which the transition metal atom becomes, from n_{crit} , located inside an aluminum cage. Furthermore, this feature can be rationalized on the basis of the strength of the homo- and heteronuclear bonds between Al and Sc atoms. According to DFT calculations, the bond energies of

the Al_2 , $AlSc$ and Sc_2 dimers, also obtained at the B3LYP/6-311+G(d) level, amount to 1.2, 0.6, and 0.5 eV, respectively. Although bond energies of the dimers are expected to differ from the energies of corresponding bonds in the clusters, this result shows that in the cluster the bond between two Al atoms is much stronger than the Al–Sc and Sc–Sc bonds. In a Al_xSc_y cage structure both Al and Sc atoms are arranged in such a way of favoring formation of a maximum number of strong bonds, along with a minimum number of weak bonds. Accordingly, the Al atom thus prefers to occupy the icosahedral center in order to maximize the possible number of Al–Al and Al–Sc bonds.

3.2. Electron configuration and multiplicity

Along with a consistent possession of an icosahedral shape, another typical feature is that the Al_xSc_y ground electronic states are associated with high number of unpaired electrons. The search for the most stable isomers is carried out for all plausible electron spin state for each cluster composition, and the multiplicity of Al_xSc_y tends to gradually increase with an increasing number of Sc atoms. For a small number of Sc atoms, $y = 0-3$, the most stable structures of $Al_{12}Sc$, $Al_{11}Sc_2$ and $Al_{10}Sc_3$ and their anions keep the lowest spin states alike the Al_{13} cluster, that are singlet state for species having an even number of electrons and doublet state for those having an odd number of electrons. A competition between the low and high spin states begins to occur at the size of four Sc atoms, namely the Al_9Sc_4 . For $y = 10-13$, both anionic and neutral Al_xSc_y structures are more stable at very high spin state in which each has nine or more unpaired electrons, approaching that of the pure scandium Sc_{13} . Indeed, the most stable isomer of the latter has the highest spin states with 18 and 19 open shells for both anionic and neutral states, respectively. Fig. 4 displays the variation of the multiplicity of the binary clusters considered.

In order to rationalize the high spin states of Al_xSc_y clusters and obtain a deeper understanding of their electronic structures, we now analyze the natural bond orbitals of the anions.

Each 13-atom $Al_xSc_y^-$ anion has 40 valence electrons, as each of the Al and Sc atoms has three valence electrons. For Al_{13}^- , all of its 40 valence electrons contribute to the shell molecular orbitals resulting in a closed electron shell of $[1S^21P^61D^{10}2S^22P^61F^{14}]$, without any unpaired electron, as shown in Fig. 5. Similarly, the $Al_{12}Sc^-$, $Al_{11}Sc_2^-$, and $Al_{10}Sc_3^-$ anions also have the same closed electron configuration of $[1S^21P^61D^{10}2S^22P^61F^{14}]$ without open shell. The clusters having up to three Sc atoms do not have any Sc–Sc bond for the reason described above, as their geometrical structures seen in Fig. 1. In these cases, the isolation of Sc atoms around an Al environment results in a quenching of its spin upon formation of the Al–Sc bonds. In order to understand how the Al_xSc_y clusters come to possess high multiplicity upon increase of the Sc atom number going from four up to thirteen, we would start examining the electron configuration of the pure Sc_{13} cluster which is characterized by the highest spin multiplicity as a special reference case, and the other binary clusters with a reduced number of Sc atoms, going down to Al_9Sc_4 , are subsequently examined.



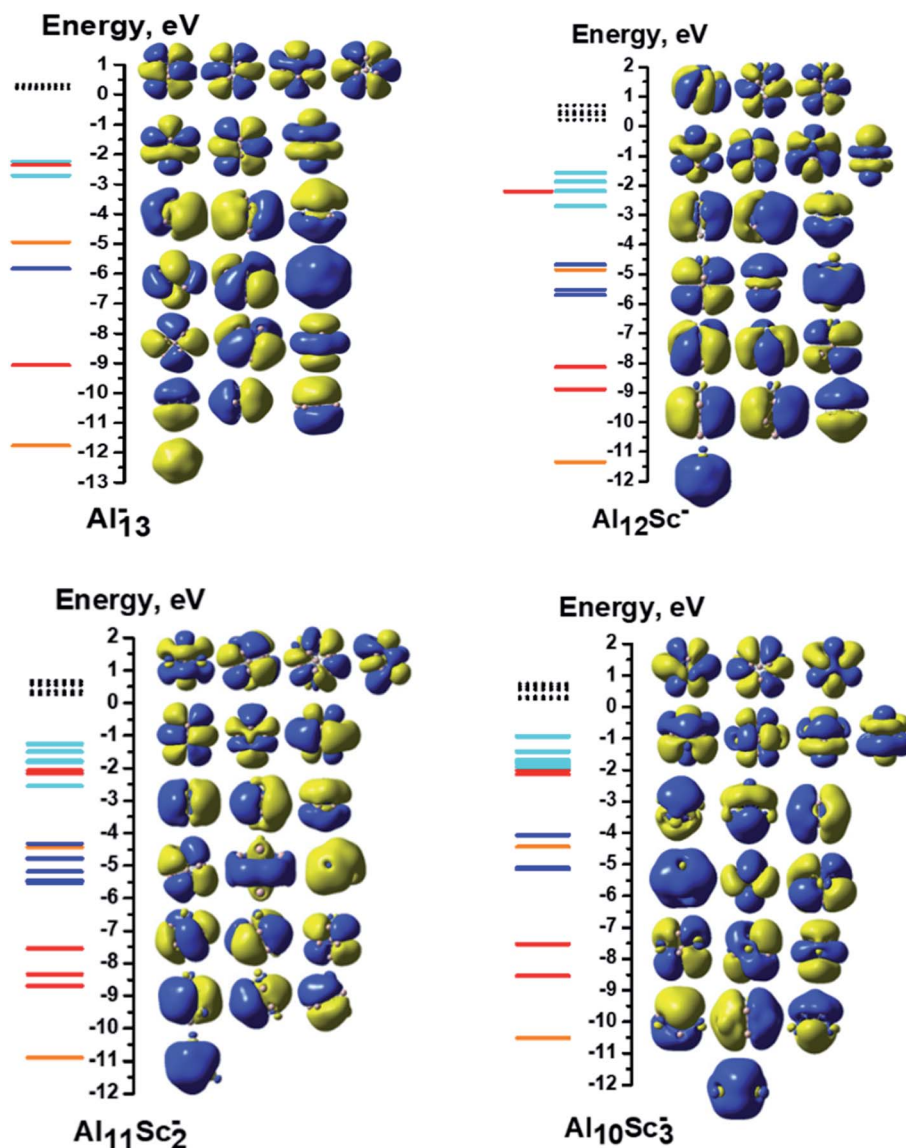


Fig. 5 MO interaction diagrams of the anions Al_xSc_y^- ($x + y = 13$ with $y = 0-3$) with shapes of the delocalized orbitals and the localized 3d Sc atomic orbitals. The orange, red, blue, cyan lines represent orbitals corresponding to the 1S, 1P, 1D and 1F cluster shells, respectively. The green lines represent the localized 3d AO(Sc)s. The filled lines stand for occupied orbitals and the dashed lines denote the unoccupied ones.

3.2.1. The Sc_{13}^- cluster. In contrast to the closed electron shell of Al_{13}^- , and in line with the previous investigations,³²⁻³⁴ despite having 40 valence electrons, the anionic icosahedron Sc_{13}^- possesses open electron shells containing 18 unpaired electrons, and therefore only 22 valence electrons are filling its shell orbitals. The electron configuration of the Sc_{13}^- anion can be written as $[1s^2 1p^6 1d^{10} 2s^2 1f^2 \text{SOMO}^{18}]$, as shown in Fig. 6. From the atomic orbital (AO) contributions to the singly occupied molecular orbitals (SOMO) of Sc_{13}^- , displayed in Table 1, the 18 SOMOs of Sc_{13}^- are composed of 1AOs, 2AOp and 15Aod of 13 Sc atoms. Of the 18 unpaired electrons, 1.4–1.5 electron is distributed on each of the surrounding Sc atoms, whereas only ~ 0.5 electron stays on the central Sc atom (*cf.* Table 2). There is thus a good agreement with the results reported by Gutsev *et al.*³² as these authors found that each exohedral Sc atom has

~ 1.5 unpaired electron and the central Sc barely a charge of ~ -0.2 electron.

Moreover, an observation of the shapes of 18 SOMOs points out that they are neither the shell orbitals (such as 1F, 2D...) of the Sc_{13}^- cluster nor the individual AOs of any Sc atom but rather they are the molecular orbitals that belong to the A, E and T irreducible representations of a T point group. Accordingly, the electron configuration of the Sc_{13}^- cluster can best be written as $[1s^2 1p^6 1d^{10} 2s^2 1f^2 3d_A^2 3d_T^3 3d_A^1 3d_E^2 3d_A^1 3d_T^3 3d_A^1 3d_A^1 3d_E^2 3d_E^2]$. In this electron configuration, the notations of $3d_A$, $3d_E$ and $3d_T$ represent the SOMOs that are formed from combinations of 3d atomic orbitals of Sc atoms and belong to the A, E and T irreducible representations of T point group, respectively.



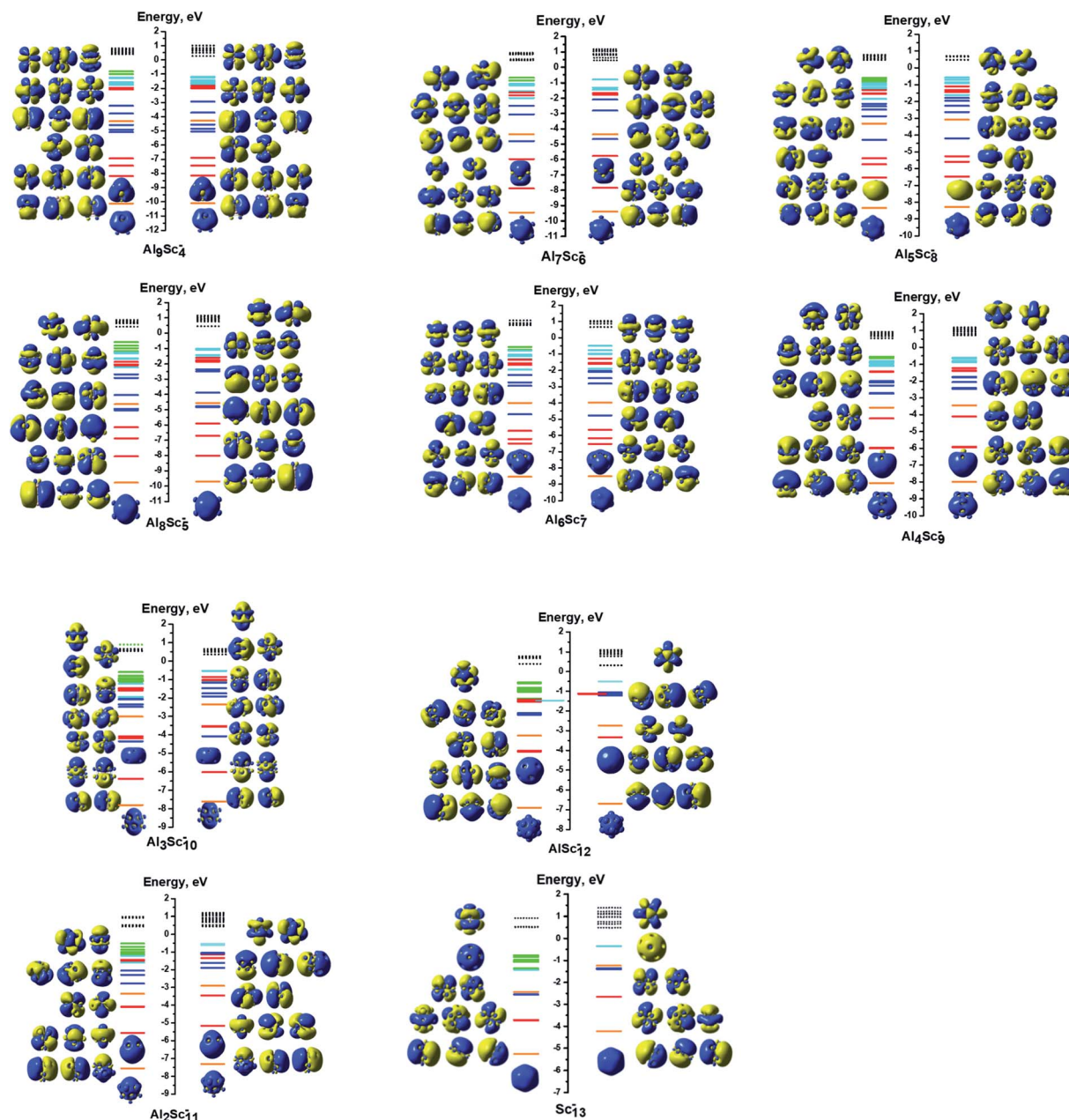


Fig. 6 MO interaction diagrams of the anions Al_xSc_y^- ($x + y = 13$ with $y = 4-13$) with shapes of the delocalized orbitals and the localized 3d Sc atomic orbitals. The orange, red, blue, cyan lines represent orbitals corresponding to the 1S, 1P, 1D and 1F cluster shells, respectively. The green lines represent the localized 3d AO(Sc). The filled lines stand for occupied orbitals and the dashed lines denote the unoccupied ones.

3.2.2. The AlSc_{12}^- cluster. The most stable isomer of the AlSc_{12}^- anion is characterized by twelve (12) open shells, corresponding to a 13-et multiplicity. Therefore, 28 valence electrons fill the cluster shell orbitals resulting from an electron configuration of $[\text{1S}^2\text{1P}^6\text{1D}^{10}\text{2S}^2\text{2P}^6\text{1F}^2\text{SOMO}^{12}]$ (cf. Fig. 6). Table 2 shows that no unpaired electron is placed on the central Al atom of the icosahedral cage of AlSc_{12}^- .

A similar phenomenon occurs in the remaining Al_xSc_y^- sizes with a decreasing Al atom number. On average, each dAO(Sc) of AlSc_{12}^- contains 0.2 unpaired electron, proportionately 1.0 unpaired electron found on each Sc atom. Thus, those twelve

spatial orbitals are no longer individual 3d orbitals of any single Sc atom, but rather their combination creates molecular orbitals that belong to the A, E and T irreducible representations of the T point group. Similar to the previous case, the electron configuration of the $\text{Al}_1\text{Sc}_{12}^-$ cluster can be written as $[\text{1S}^2\text{1P}^6\text{1D}^{10}\text{2S}^2\text{2P}^6\text{1F}^2\text{3d}_E^2\text{3d}_A^1\text{3d}_E^2\text{3d}_A^1\text{3d}_E^2\text{3d}_E^2\text{3d}_E^2]$.

3.2.3. The $\text{Al}_2\text{Sc}_{11}^-$ cluster. The $\text{Al}_2\text{Sc}_{11}^-$ ground state has 10 unpaired electrons, corresponding to an 11-et multiplicity. Its 30 valence electrons fill the shell orbitals resulting the electron configuration of $[\text{1S}^2\text{1P}^6\text{1D}^{10}\text{2S}^2\text{2P}^6\text{1F}^4\text{SOMO}^{10}]$. The 10 unpaired electrons occupy the d orbitals of all 11 Sc atoms.



Table 1 AOs contributions in the SOMOs of the anions Al_xSc_y^-

Clusters	Sc					Al	
	4s	4p	3d	4d	5d	3s	3p
Sc_{13}^-	0.99	1.77	14.81	0.25	0.00	—	—
AlSc_{12}^-	-0.05	0.01	11.84	0.13	0.00	-0.02	-0.01
$\text{Al}_2\text{Sc}_{11}^-$	0.04	0.44	9.20	0.11	0.00	0.00	0.15
$\text{Al}_3\text{Sc}_{10}^-$	-0.04	0.31	9.23	0.19	0.00	0.00	0.34
Al_4Sc_9^-	0.12	0.32	3.65	0.06	0.00	-0.02	-0.2
Al_5Sc_8^-	0.03	0.25	3.55	0.06	0.00	0.02	0.05
Al_6Sc_7^-	-0.06	0.12	2.37	0.05	0.00	-0.12	-0.41
Al_7Sc_6^-	-0.14	0.10	3.97	0.10	0.00	-0.10	0.03
Al_8Sc_5^-	0.05	0.33	2.99	0.07	0.00	0.09	0.42
Al_9Sc_4^-	0.27	0.23	1.24	0.02	0.00	0.08	0.12

Table 2 Local and total unpaired electrons of anionic Al_xSc_y^- clusters

No.	Al_9Sc_4^-	Al_8Sc_5^-	Al_7Sc_6^-	Al_6Sc_7^-	Al_5Sc_8^-					
1	Al	0.1	Al	0.1	Al	0.0	Al^a	0.0	Al	0.1
2	Al^a	0.0	Al^a	0.0	Al	0.0	Al	0.0	Al	0.1
3	Al	0.1	Al	0.1	Al^a	0.0	Al	0.0	Al	0.0
4	Al	0.1	Al	0.1	Al	0.0	Al	-0.1	Al^a	0.0
5	Al	0.1	Al	0.1	Al	0.0	Al	-0.2	Al	0.0
6	Al	0.0	Al	0.1	Al	0.0	Al	-0.2	Sc	0.4
7	Al	0.0	Al	0.1	Al	0.0	Sc	0.2	Sc	0.4
8	Al	0.0	Al	0.0	Sc	0.7	Sc	0.5	Sc	0.6
9	Al	0.0	Sc	0.8	Sc	0.7	Sc	0.6	Sc	0.3
10	Sc	0.8	Sc	0.8	Sc	0.7	Sc	0.5	Sc	0.7
11	Sc	0.0	Sc	0.7	Sc	0.7	Sc	0.2	Sc	0.6
12	Sc	0.8	Sc	0.7	Sc	0.7	Sc	0.0	Sc	0.7
13	Sc	0.0	Sc	0.4	Sc	0.7	Sc	0.6	Sc	0.3
Total	2.0	Total	4.0	Total	4.0	Total	2.0	Total	4.0	

No.	Al_4Sc_9^-	$\text{Al}_3\text{Sc}_{10}^-$	$\text{Al}_2\text{Sc}_{11}^-$	AlSc_{12}^-	Sc_{13}^-					
1	Al	0.0	Al	0.2	Al^a	0.0	Al^a	0.0	Sc	1.4
2	Al^a	0.0	Al^a	0.0	Al	0.2	Sc	1.0	Sc	1.5
3	Al	0.0	Al	0.2	Sc	0.9	Sc	1.0	Sc	1.4
4	Al	0.0	Sc	0.9	Sc	0.8	Sc	1.0	Sc	1.4
5	Sc	0.3	Sc	1.1	Sc	0.8	Sc	1.0	Sc	1.5
6	Sc	0.3	Sc	0.9	Sc	1.0	Sc	1.0	Sc	1.5
7	Sc	0.1	Sc	1.0	Sc	1.0	Sc	1.0	Sc	1.4
8	Sc	0.6	Sc	1.1	Sc	0.9	Sc	1.0	Sc	1.5
9	Sc	0.7	Sc	0.9	Sc	0.9	Sc	1.0	Sc^a	0.5
10	Sc	0.6	Sc	1.0	Sc	0.9	Sc	1.0	Sc	1.4
11	Sc	0.5	Sc	1.0	Sc	0.9	Sc	1.0	Sc	1.4
12	Sc	0.5	Sc	0.9	Sc	0.9	Sc	1.0	Sc	1.5
13	Sc	0.8	Sc	1.0	Sc	0.9	Sc	1.0	Sc	1.5
Total	4.0	Total	10	Total	10	Total	12	Total	18	

^a The atom locates at center of icosahedral cage.

This is confirmed by the results of the local and total unpaired electrons derived from the NBO calculation, as represented in Table 2. Again, the ten SOMOs combination lead to MOs that belong to the A and E irreducible representations of a C_{5v} point group. The electron configuration of the $\text{Al}_2\text{Sc}_{11}^-$ anion can be expressed as $[1S^2 1P^6 1D^{10} 2S^2 2P^6 1F^4 3d_E^2 3d_A^1 3d_E^2 3d_E^2 3d_A^1]$.

Similarly, the electron configuration based on the symmetry point group and spin multiplicity of the remaining anions can concisely be expressed in the same way as follows:

The $\text{Al}_3\text{Sc}_{10}^-$ cluster (C_{5v} , 11-et). Each of the Sc atoms contains one unpaired electron and 30 valence electrons are paired in the shell orbitals of the electron configuration $[1S^2 1P^6 1D^{10} 2S^2 2P^6 1F^4 3d_E^2 3d_A^1 3d_E^2 3d_E^2 3d_A^1]$.

The Al_4Sc_9^- cluster (C_{3v} , quintet). Its electron configuration can be written as $[1S^2 1P^6 1D^{10} 2S^2 2P^6 1F^{10} 3d_E^2 3d_A^1 3d_A^1]$.

The Al_5Sc_8^- cluster (C_2 , quintet). The ordering of its valence electron filling is $[1S^2 1P^6 1D^{10} 2S^2 2P^6 1F^{10} 3d_A^1 3d_B^1 3d_A^1 3d_B^1]$.

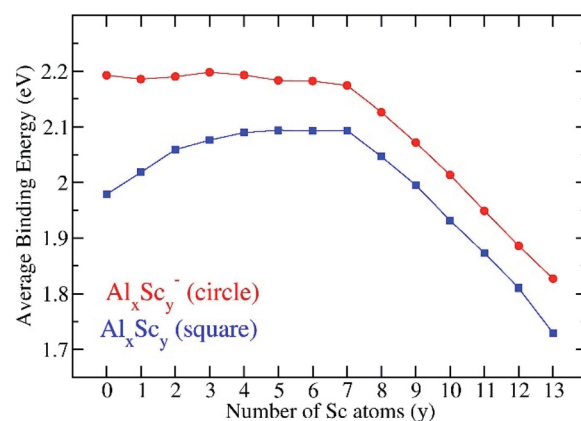
The Al_6Sc_7^- cluster (C_s , triplet). The remaining 38 valence electrons are coupled in pairs in the electron shells of $[1S^2 1P^6 1D^{10} 2S^2 2P^6 1F^{12} 3d_{A'}^1 3d_{A'}^1]$.

The Al_7Sc_6^- cluster (C_{3v} , quintet). The filling of valence electrons of this cluster is $[1S^2 1P^6 1D^{10} 2S^2 2P^6 1F^{10} 3d_A^1 3d_E^2 3d_A^1]$.

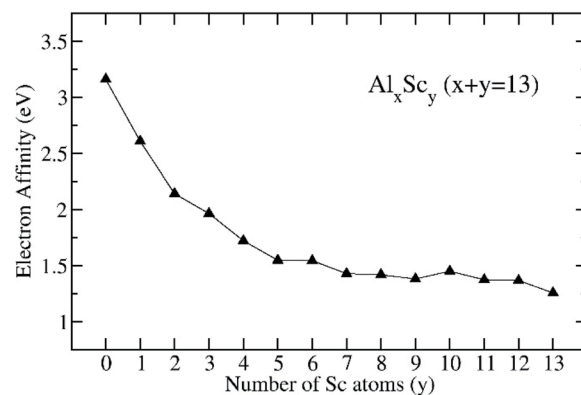
The Al_8Sc_5^- cluster (C_s , quintet) has an electron configuration of $[1S^2 1P^6 1D^{10} 2S^2 2P^6 1F^{10} 3d_{A'}^1 3d_{A'}^1 3d_{A'}^1 3d_{A'}^1]$.

The Al_9Sc_4^- cluster (C_{2v} , triplet). The 38 paired valence electrons fill the shell orbitals resulting in an electron configuration of $[1S^2 1P^6 1D^{10} 2S^2 2P^6 1F^{12} 3d_{A1}^1 3d_{A1}^1]$.

The symmetries, spin multiplicities, and electron configurations of all anionic Al_xSc_y^- clusters are also summarized in



a) The average binding energy of Al_xSc_y^- and Al_xSc_y ($x+y=13$)



b) The electron affinity of Al_xSc_y ($x+y=13$)

Fig. 7 Evolution of (a) the average binding energy and (b) electron affinity of the Al_xSc_y clusters considered in their ground state. Values are obtained from (U)B3LYP/6-311+G(d)+ZPE computations.



Table 4. In general, in the open shell systems of Al_xSc_y^- , with $y = 4-13$, the unpaired electrons are mostly distributed on the Sc atoms located at the cage vertexes. Moreover, the spatial orbitals of the SOMOs are neither the shell molecular orbitals nor the individual AOs of any Sc atoms of the Al_xSc_y^- clusters, but rather the MOs that belong to the irreducible representations of the corresponding point group, depending on the geometrical symmetry of the cluster considered.

As shown in Table 4, the calculation results show that all the d electrons of Sc atoms take part in cluster bonding in the $\text{Al}_{12}\text{Sc}^-$, $\text{Al}_{11}\text{Sc}_2^-$, and $\text{Al}_{10}\text{Sc}_3^-$ clusters while the Al_xSc_y^- clusters contain unpaired d electrons when x is larger than three. In the clusters $\text{Al}_{12}\text{Sc}^-$, $\text{Al}_{11}\text{Sc}_2^-$, and $\text{Al}_{10}\text{Sc}_3^-$ the Sc atoms are far apart from each other, their d electrons rather participate in formation of bonds with the Al atoms. For the Al_xSc_y^- ($x > 3$) clusters, the Sc atoms are located next to each other (see Fig. 1 and 2) and their 3d unpaired electrons are not bonded but having parallel spins that create a magnetism.

In the cluster Al_9Sc_4^- , each of the $\text{Sc}^{(10)}$ and $\text{Sc}^{(12)}$ atoms, which are next to each other, has 0.8 unpaired electrons and these unpaired electrons mainly belong to their d AOs (see Tables 1 and 2). Therefore, it can be concluded that they do not use their single electron d AOs to form bonds with each other.

In the cluster Al_8Sc_5^- , the $\text{Sc}^{(9)}$, $\text{Sc}^{(10)}$ atoms are the neighbors of $\text{Sc}^{(12)}$ and $\text{Sc}^{(11)}$ ones, respectively, at a distance of 2.970 Å, 0.148 Å closer than the distance to the $\text{Sc}^{(13)}$ atom. Tables 1 and 2 show that each of the $\text{Sc}^{(9)}$, $\text{Sc}^{(10)}$, $\text{Sc}^{(11)}$ and $\text{Sc}^{(12)}$ atoms have ~0.75 single electrons that mainly belong to their d AOs. Therefore, we can also conclude that these Sc atoms do not use their unpaired d electron to form bonds with each other.

In the Al_7Sc_6^- , the six Sc atoms next to each other forming a ring with equal Sc–Sc distance of 3.043 Å. Tables 1 and 2 show that each Sc atom has ~0.7 unpaired electrons and these unpaired electrons mainly belong to their d AOs.

In the case of Al_6Sc_7^- , Al_5Sc_8^- , we observe the same phenomenon as in previous clusters having four or more Sc atoms. Although the number of Sc atoms increases, there are

still enough Al atoms in the alternative positions of the Sc atoms and their magnetism does not increase. A leap in the magnetic property is observed in subsequent clusters from $\text{Al}_3\text{Sc}_{10}^-$, $\text{Al}_2\text{Sc}_{11}^-$ to $\text{Al}_1\text{Sc}_{12}^-$, in which the number of Al atoms becomes sufficiently small that all the Sc atoms are located in positions next to each other with similar distance and do not use their d AOs for bonding to each other. Therefore, they exhibit 10, 10 and 12 unpaired electrons, respectively.

A special case involves the Sc_{13}^- where no Al atom is present and all Sc atoms do not use their d AOs, and some of their s and p AOs for bonding. As a result, the cluster is exceptionally magnetic, bearing up to 18 unpaired electrons.

3.3. Thermodynamic stability

The inherent thermodynamic stability of the 13-atom clusters Al_xSc_y^- are now evaluated through the examination of average binding energies (E_b) which can conventionally be defined in eqn (1) and (2):

$$E_b(\text{Al}_x\text{Sc}_y^-) = [(x-1)E(\text{Al}) + E(\text{Al}^-) + yE(\text{Sc}) - E(\text{Al}_x\text{Sc}_y^-)]/13 \quad (1)$$

$$E_b(\text{Al}_x\text{Sc}_y) = [xE(\text{Al}) + yE(\text{Sc}) - E(\text{Al}_x\text{Sc}_y)]/13 \quad (2)$$

Particularly for the anionic Sc_{13}^- , the E_b can be defined by eqn (3):

$$E_b(\text{Sc}_{13}^-) = [12E(\text{Sc}) + E(\text{Sc}^-) - E(\text{Sc}_{13}^-)]/13 \quad (3)$$

where $E(\text{Al})$, $E(\text{Al}^-)$, $E(\text{Sc})$, $E(\text{Sc}^-)$, $E(\text{Al}_x\text{Sc}_y)$, and $E(\text{Al}_x\text{Sc}_y^-)$ are the total energies of the Al-atom, the anion Al^- , the Sc-atom, the anion Sc^- , the neutral Al_xSc_y , and the anion Al_xSc_y^- , respectively. Since the electron affinity of the Al atom ($\text{EA}(\text{Al}) = 0.43 \text{ eV}$)⁵⁰ is larger than that of the Sc atom ($\text{EA}(\text{Sc}) = 0.19 \text{ eV}$)⁵¹ the total energy of the anion Al^- is thus used to calculate the average binding energy instead of that of the anion Sc^- . All these energies are obtained from DFT calculations and the plots of E_b depicted in Fig. 7a illustrate their evolution.

Table 3 Summation of Al–Al, Al–Sc, Sc–Sc bond orders, total bond order and net charge of Al central atom in the anionic Al_xSc_y^- clusters

Cluster	Summation of all Al–Al bond order	Summation of all Al–Sc bond order	Summation of all Sc–Sc bond order	Total bond order	Charge of center atom ^a	Charge of the remain cage
Al_{13}^-	7.3	0.0	0.0	7.3	−1.7	+0.7
$\text{Al}_{12}\text{Sc}_1^-$	6.2	3.5	0.0	9.7	−1.1	+0.1
$\text{Al}_{11}\text{Sc}_2^-$	3.6	7.1	0.0	10.7	−0.7	−0.3
$\text{Al}_{10}\text{Sc}_3^-$	1.6	10.0	0.0	11.6	−0.4	−0.6
Al_9Sc_4^-	2.5	4.6	0.8	7.8	−0.1	−0.9
Al_8Sc_5^-	2.5	4.0	1.8	8.3	0.1	−1.1
Al_7Sc_6^-	1.8	5.2	2.5	9.6	0.4	−1.4
Al_6Sc_7^-	0.0	5.6	2.5	8.1	0.6	−1.6
Al_5Sc_8^-	0.0	3.2	4.3	7.6	0.7	−1.7
Al_4Sc_9^-	0.0	4.1	4.3	8.4	0.7	−1.7
$\text{Al}_3\text{Sc}_{10}^-$	0.1	0.2	5.6	6.0	0.8	−1.8
$\text{Al}_2\text{Sc}_{11}^-$	0.2	0.5	6.3	7.0	0.7	−1.7
$\text{Al}_1\text{Sc}_{12}^-$	0.0	0.0	8.7	8.7	0.7	−1.7
Sc_{13}^-	0.0	0.0	8.9	8.9	−3.7	+2.7

^a Except for Sc_{13}^- , all remaining clusters have Al atom located at the central position of the icosahedral cage.



Table 4 Point group, electron spin multiplicity and order of valence electron filling the shell MOs and the symmetric MOs from low to high energy level in Al_xSc_y^- clusters. MO having unpaired electrons is marked in bold

Cluster	Point group	Spin multiplicity	Order of valence electron filling
Al_{13}^-	I_h	1	$1\text{S}^2 1\text{P}^6 1\text{D}^{10} 2\text{S}^2 2\text{P}^6 1\text{F}^{14}$
$\text{Al}_{12}\text{Sc}^-$	C_{5v}	1	$1\text{S}^2 1\text{P}^6 1\text{D}^{10} 2\text{S}^2 2\text{P}^6 1\text{F}^{14}$
$\text{Al}_{11}\text{Sc}_2^-$	C_{2v}	1	$1\text{S}^2 1\text{P}^6 1\text{D}^{10} 2\text{S}^2 2\text{P}^6 1\text{F}^{14}$
$\text{Al}_{10}\text{Sc}_3^-$	C_{3v}	1	$1\text{S}^2 1\text{P}^6 1\text{D}^{10} 2\text{S}^2 2\text{P}^6 1\text{F}^{14}$
Al_9Sc_4^-	C_{2v}	3	$1\text{S}^2 1\text{P}^6 1\text{D}^{10} 2\text{S}^2 2\text{P}^6 1\text{F}^{12} 3\text{d}_{\text{A}1}^1 3\text{d}_{\text{A}1}^1$
Al_8Sc_5^-	C_s	5	$1\text{S}^2 1\text{P}^6 1\text{D}^{10} 2\text{S}^2 2\text{P}^6 1\text{F}^{10} 3\text{d}_{\text{A}'}^1 3\text{d}_{\text{A}'}^1 3\text{d}_{\text{A}'}^1 3\text{d}_{\text{A}'}^1$
Al_7Sc_6^-	C_{3v}	5	$1\text{S}^2 1\text{P}^6 1\text{D}^{10} 2\text{S}^2 2\text{P}^6 1\text{F}^{10} 3\text{d}_{\text{A}}^1 3\text{d}_{\text{E}}^2 3\text{d}_{\text{A}}^1$
Al_6Sc_7^-	C_s	3	$1\text{S}^2 1\text{P}^6 1\text{D}^{10} 2\text{S}^2 2\text{P}^6 1\text{F}^{12} 3\text{d}_{\text{A}'}^1 3\text{d}_{\text{A}'}^1$
Al_5Sc_8^-	C_2	5	$1\text{S}^2 1\text{P}^6 1\text{D}^{10} 2\text{S}^2 2\text{P}^6 1\text{F}^{10} 3\text{d}_{\text{A}}^1 3\text{d}_{\text{B}}^1 3\text{d}_{\text{A}}^1 3\text{d}_{\text{B}}^1$
Al_4Sc_9^-	C_{3v}	5	$1\text{S}^2 1\text{P}^6 1\text{D}^{10} 2\text{S}^2 2\text{P}^6 1\text{F}^{10} 3\text{d}_{\text{E}}^2 3\text{d}_{\text{A}}^1 3\text{d}_{\text{A}}^1$
$\text{Al}_3\text{Sc}_{10}^-$	C_{5v}	11	$1\text{S}^2 1\text{P}^6 1\text{D}^{10} 2\text{S}^2 2\text{P}^6 1\text{F}^{14} 3\text{d}_{\text{E}}^2 3\text{d}_{\text{E}}^2 3\text{d}_{\text{A}}^1 3\text{d}_{\text{E}}^2 3\text{d}_{\text{A}}^1$
$\text{Al}_2\text{Sc}_{11}^-$	C_{5v}	11	$1\text{S}^2 1\text{P}^6 1\text{D}^{10} 2\text{S}^2 2\text{P}^6 1\text{F}^{14} 3\text{d}_{\text{E}}^2 3\text{d}_{\text{A}}^1 3\text{d}_{\text{E}}^2 3\text{d}_{\text{E}}^2 3\text{d}_{\text{A}}^1$
$\text{Al}_1\text{Sc}_{12}^-$	T	13	$1\text{S}^2 1\text{P}^6 1\text{D}^{10} 2\text{S}^2 2\text{P}^6 1\text{F}^{12} 3\text{d}_{\text{E}}^2 3\text{d}_{\text{A}}^1 3\text{d}_{\text{E}}^2 3\text{d}_{\text{A}}^1 3\text{d}_{\text{E}}^2 3\text{d}_{\text{E}}^2$
Sc_{13}^-	T	19	$1\text{S}^2 1\text{P}^6 1\text{D}^{10} 2\text{S}^2 1\text{F}^2 3\text{d}_{\text{E}}^2 3\text{d}_{\text{T}}^3 3\text{d}_{\text{A}}^1 3\text{d}_{\text{E}}^2 3\text{d}_{\text{A}}^1 3\text{d}_{\text{T}}^3 3\text{d}_{\text{A}}^1 3\text{d}_{\text{E}}^2 3\text{d}_{\text{E}}^2$

There is no significant change of E_b values of the anions Al_xSc_y^- whereas those values of the neutral structures increase when y goes from 0 to 4. For $y = 4-7$, the E_b values of the anions slightly decrease whereas those of neutrals continue to increase, even slightly. However, when the Sc atom number is greater than seven, the E_b of both anionic and neutral states steadily decrease, and attains the lowest value at $y = 13$, corresponding to the value of the pure scandium cluster Sc_{13} . In order to interpret such a trend, the total Al–Al, Al–Sc and Sc–Sc bond order within each cluster are analyzed using NBO calculations.

The bond order for each of the bonds connecting two atoms, including Al–Al, Al–Sc, and Sc–Sc in the clusters can be calculated as half of the difference between the electron occupancies in the corresponding bonding and anti-bonding orbitals. The total bond order for each of the bonds involved are thus summed up in the total Al–Al, Al–Sc and Sc–Sc bond orders. The values of bond orders, NBO charges of the central atom of the icosahedral cage are listed in the Table 3. In going from Al_{13}^- to Al_7Sc_6^- , the Al–Al bond order decreases, whereas the Al–Sc and Sc–Sc bond orders increase, and the total bond order of each cluster remains relatively high. Therefore, the energy needed to break all the bonds in a cluster to form the constituent atoms is high as compared to that in other clusters. It is worth noting again that the Al–Al bond is markedly stronger than those made between Sc and Sc (*cf.* above). Nevertheless, the Sc–Sc bond order in the Sc_2 dimer amounts to 2.3, being much larger as compared to that of the Al–Al dimer.⁵² From the size Al_6Sc_7^- onward to AlSc_{12}^- and finally Sc_{13}^- , the Al–Al bond order of Al_xSc_y is going close to zero, and this makes their average binding energies much lower as compared to those the Al_xSc_y clusters having $y < 7$. Consequently, the average binding energy tends to decrease from Al_6Sc_7^- to $\text{Al}_1\text{Sc}_{12}^-$ and to Sc_{13}^- and this could attribute to a substantial decrease in the Al–Sc bond order in these sizes.

Fig. 7a also shows the E_b values of all anionic Al_xSc_y^- clusters that are obviously higher than those of the neutral counterparts, and this proves that the neutral tends to receive an electron to form the more stable anionic state. This feature can be observed

more closely by examining the computed electron affinities shown in Fig. 7b. Starting from the superhalogen Al_{13} with a very large electron affinity, $\text{EA}(\text{Al}_{13}) = 3.2$ eV, the substitution of one to five Al atoms in Al_{13} by a corresponding number of Sc atoms rapidly reduces this parameter, down to a value of 1.6 eV at Al_8Sc_5 . When the Sc atom number increases from 5 to 13, the electron affinity turns out to slightly decrease and takes the lowest value of 1.3 eV at the pure Sc_{13} . Such a reduction is no doubt due to the low electron affinity of the transition metal atom. Thus, substitution of Al atoms in Al_{13} by Sc atoms makes the binary clusters losing their superhalogen characteristic.

4. Concluding remarks

In the present theoretical study, the geometrical and electronic structures of the 13-atom clusters Al_xSc_y , with $x + y = 13$, were investigated using DFT calculations. Geometry optimizations remarkably pointed out that all the most stable isomers of Al_xSc_y , in both anionic and neutral states, retain the icosahedral shape in which the Al atom is favored to occupy the central location, irrespective of the Al atom number. The Sc atoms are consistently located at the vertexes of an icosahedral cage. The icosahedral shape is thus retained, even with some slight geometric distortions. The perfect icosahedral shape is kept only for the Al_{13} , Sc_{13} and AlSc_{12} sizes.

The electron configurations of the clusters considered, in their ground state, have been established and rationalized along with the spin multiplicities. NBO analyses revealed that the unpaired electrons are mostly distributed on the Sc atoms and the SOMOs are the molecular orbitals belonging to the irreducible representations of the symmetry point group of the corresponding cluster. Thermodynamic stabilities were also examined through the average binding energy per atom in each size. The stable geometrical structure, the unpaired electron and thereby multiplicity, and the average binding energy follow some clear trends as follows:

(i) The scandium atoms prefer to be located on exohedral sites of icosahedron nearby the aluminum atoms in order to



maximize the number of stronger Al–Al and Sc–Al bonds at the expense of the weaker Sc–Sc bonds;

(ii) The Al_xSc_y clusters are stable at low multiplicity when the Sc atom number goes from 0 to 3, whereas a high spin state predominates as the Sc atom number increases from 4 to 13, and

(iii) The cluster stability insignificantly changes from the superhalogen Al_{13} to the Al_6Sc_7 and then regularly decreases from the size Al_6Sc_7 to the pure Sc_{13} . Moreover, substitution of Al atoms in Al_{13} by Sc atoms results in a loss of the superhalogen characteristics, in which the electron affinities of the binary Al_xSc_y superatoms are reduced with respect to that of the pure Al_{13} cluster.

Conflicts of interest

The authors declare no competing financial interest.

Acknowledgements

This research is funded by Vietnam National Foundation for Science and Technology Development (NAFOSTED) under grant number 103.01-2019.372.

References

- P. Jena and Q. Sun, *Chem. Rev.*, 2018, **118**, 5755–5870.
- S. N. Khanna and P. Jena, *Phys. Rev. B: Condens. Matter Mater. Phys.*, 1995, **51**, 13705–13716.
- J. Zhao, Q. Du, S. Zhou and V. Kumar, *Chem. Rev.*, 2020, **120**, 9021–9163.
- L. Wang, J. Zhao, Z. Zhou, S. B. Zhang and Z. Chen, *J. Comput. Chem.*, 2009, **30**, 2509–2514.
- B. K. Rao and P. Jena, *J. Chem. Phys.*, 1999, **111**, 1890–1904.
- R. Fournier, *J. Chem. Theory Comput.*, 2007, **3**, 921–929.
- L. Cândido, J. N. T. Rabelo, J. L. F. Da Silva and G.-Q. Hai, *Phys. Rev. B: Condens. Matter Mater. Phys.*, 2012, **85**, 245404.
- X. Li, H. Wu, X.-B. Wang and L.-S. Wang, *Phys. Rev. Lett.*, 1998, **81**, 1909–1912.
- D. E. Bergeron, A. W. Castleman, T. Morisato and S. N. Khanna, *Science*, 2004, **304**, 84.
- R. Pal, L.-F. Cui, S. Bulusu, H.-J. Zhai, L.-S. Wang and X. C. Zeng, *J. Chem. Phys.*, 2008, **128**, 024305.
- E. Jimenez-Izal, D. Moreno, J. M. Mercero, J. M. Matxain, M. Audiffred, G. Merino and J. M. Ugalde, *J. Phys. Chem. A*, 2014, **118**, 4309–4314.
- W.-M. Sun, D. Wu, X.-H. Li, Y. Li, J.-H. Chen, C.-Y. Li, J.-Y. Liu and Z.-R. Li, *J. Phys. Chem. C*, 2016, **120**, 2464–2471.
- X. Xing, J. Wang, X. Kuang, X. Xia, C. Lu and G. Maroulis, *Phys. Chem. Chem. Phys.*, 2016, **18**, 26177–26183.
- S. Jin, B. Chen, X. Kuang, C. Lu, W. Sun, X. Xia and G. L. Gutsev, *J. Phys. Chem. C*, 2019, **123**, 6276–6283.
- J. J. Castro, J. R. Soto and B. Molina, *AIP Conf. Proc.*, 2012, **1420**, 145–150.
- J. C. Smith, A. C. Reber, S. N. Khanna and A. W. Castleman, *J. Phys. Chem. A*, 2014, **118**, 8485–8492.
- G. Chen and Y. Kawazoe, *J. Chem. Phys.*, 2007, **126**, 014703.
- N. M. Tam, L. V. Duong, N. T. Cuong and M. T. Nguyen, *RSC Adv.*, 2019, **9**, 27208–27223.
- C. Wu, P. Lu, Z. Yu, L. Ding, Y. Liu and L. Han, *J. Comput. Theor. Nanosci.*, 2013, **10**, 1055–1060.
- M. Wang, X. Huang, Z. Du and Y. Li, *Chem. Phys. Lett.*, 2009, **480**, 258–264.
- Y. Hua, Y. Liu, G. Jiang, J. Du and J. Chen, *J. Phys. Chem. A*, 2013, **117**, 2590–2597.
- V. Kumar and Y. Kawazoe, *Phys. Rev. B: Condens. Matter Mater. Phys.*, 2001, **64**, 115405.
- X. Xia, Z.-G. Zhang, H.-G. Xu, X. Xu, X. Kuang, C. Lu and W. Zheng, *J. Phys. Chem. C*, 2019, **123**, 1931–1938.
- J. U. Reveles, T. Baruah and R. R. Zope, *J. Phys. Chem. C*, 2015, **119**, 5129–5137.
- T. B. Tai and M. T. Nguyen, *Chem. Phys. Lett.*, 2010, **492**, 290–296.
- J. M. Goicoechea and J. E. McGrady, *Dalton Trans.*, 2015, **44**, 6755–6766.
- V. Kumar and Y. Kawazoe, *Appl. Phys. Lett.*, 2002, **80**, 859–861.
- S. Neukermans, E. Janssens, Z. F. Chen, R. E. Silverans, P. v. R. Schleyer and P. Lievens, *Phys. Rev. Lett.*, 2004, **92**, 163401.
- L.-F. Cui, X. Huang, L.-M. Wang, J. Li and L.-S. Wang, *Angew. Chem., Int. Ed.*, 2007, **46**, 742–745.
- Y.-J. Bai, H.-Y. Cheng, H.-Q. Sun, N. Xu and K.-M. Deng, *Phys. B*, 2011, **406**, 3781–3787.
- T. B. Tai, N. M. Tam and M. T. Nguyen, *Chem. Phys.*, 2011, **388**, 1–8.
- G. L. Gutsev, C. W. Weatherford, K. G. Belay, B. R. Ramachandran and P. Jena, *J. Chem. Phys.*, 2013, **138**, 164303.
- M. J. Piotrowski, P. Piquini and J. L. F. Da Silva, *Phys. Rev. B: Condens. Matter Mater. Phys.*, 2010, **81**, 155446.
- J. T. A. Gilmour and N. Gaston, *Phys. Chem. Chem. Phys.*, 2020, **22**, 4051–4058.
- S. Datta, M. Kabir, T. Saha-Dasgupta and A. Mookerjee, *Phys. Rev. B: Condens. Matter Mater. Phys.*, 2009, **80**, 085418.
- M. Zhang, X.-Y. Gu, W.-L. Zhang, L.-N. Zhao, L.-M. He and Y.-H. Luo, *Phys. B*, 2010, **405**, 642–648.
- H. T. Pham, N. T. Cuong, N. M. Tam and N. T. Tung, *J. Phys. Chem. A*, 2016, **120**, 7335–7343.
- R. Xiong, D. Die, L. Xiao, Y.-G. Xu and X.-Y. Shen, *Nanoscale Res. Lett.*, 2017, **12**, 625.
- N. T. Mai, N. T. Lan, N. T. Cuong, N. M. Tam, S. T. Ngo, T. T. Phung, N. V. Dang and N. T. Tung, *ACS Omega*, 2021, **6**(31), 20341–20350.
- J. Wang, *Phys. Rev. B: Condens. Matter Mater. Phys.*, 2007, **75**, 155422.
- F.-Y. Tian, Q. Jing and Y.-X. Wang, *Phys. Rev. A: At., Mol., Opt. Phys.*, 2008, **77**, 013202.
- M. J. Frisch, H. B. Schlegel, G. E. Scuseria, M. A. Robb, J. R. Cheeseman, J. A. Montgomery, *et al.*, *Gaussian 09 Revision: D.01*, 2009.
- H. T. Pham, L. V. Duong, B. Q. Pham and M. T. Nguyen, *Chem. Phys. Lett.*, 2013, **577**, 32–37.



- 44 H. T. Pham, N. T. Cuong, N. M. Tam, V. D. Lam and N. T. Tung, *Chem. Phys. Lett.*, 2016, **643**, 77–83.
- 45 N. M. Tam, L. V. Duong, H. T. Pham, M. T. Nguyen and M. P. Pham-Ho, *Phys. Chem. Chem. Phys.*, 2019, **21**, 8365–8375.
- 46 H. T. Pham, C.-T. D. Phan, M. T. Nguyen and N. M. Tam, *RSC Adv.*, 2020, **10**, 19781–19789.
- 47 J. P. Perdew, *Phys. Rev. B: Condens. Matter Mater. Phys.*, 1986, **33**, 8822–8824.
- 48 P. J. Hay, *J. Chem. Phys.*, 1977, **66**, 4377–4384.
- 49 S. M. Lang, P. Claes, S. Neukermans and E. Janssens, *J. Am. Soc. Mass Spectrom.*, 2011, **22**, 1508.
- 50 M. Scheer, R. C. Bilodeau, J. Thøgersen and H. K. Haugen, *Phys. Rev. A: At., Mol., Opt. Phys.*, 1998, **57**, R1493–R1496.
- 51 C. S. Feigerle, Z. Herman and W. C. Lineberger, *J. Electron Spectrosc. Relat. Phenom.*, 1981, **23**, 441–450.
- 52 T. Chen and T. A. Manz, *RSC Adv.*, 2019, **9**, 17072–17092.

