


 Cite this: *RSC Adv.*, 2021, **11**, 24232

 Received 7th May 2021
 Accepted 5th July 2021

DOI: 10.1039/d1ra03559b

rsc.li/rsc-advances

One pot synthesis of aryl nitriles from aromatic aldehydes in a water environment†

 Hongyan Lin,^{ab} Ziling Zhou,^{ab} Xiaopeng Ma,^{ab} Qingqing Chen,^{ab} Hongwei Han,^{ab} Xiaoming Wang,^{ab} Jinliang Qi^{*ab} and Yonghua Yang^{ab}

In this study, we found a green method to obtain aryl nitriles from aromatic aldehyde in water. This simple process was modified from a conventional method. Compared with those approaches, we used water as the solvent instead of harmful chemical reagents. In this one-pot conversion, we got twenty-five aryl nitriles conveniently with pollution to the environment being minimized. Furthermore, we confirmed the reaction mechanism by capturing the intermediates, aldoximes.

Introduction

Aryl nitriles, which are widely used in medicine, pesticide, liquid crystal material and other fields, are one of the most important intermediates for organic synthesis in the chemical industry.¹ Hence, the syntheses of aryl nitriles are fundamentally important in organic chemistry. The syntheses of aryl nitriles mainly include the ammoxidation of methyl aromatics,^{2,3} the cyanidation of halogenated aromatics,^{4,5} the dehydrating of arylamides,⁶ the dehydrating of arylaloximes^{7–9} the Sandmeyer reaction of arylamine diazonium salts,^{10,11} *etc.* Generally, ammoxidation of methyl aromatics is suitable for the production of large tonnage of nitriles. The direct cyanidation of halogenated aromatics and the Sandmeyer reaction of arylamine diazonium salts require the use of highly toxic cyanides. Comparatively speaking, the preparation of aromatic nitriles by dehydrating aromatic amides and aldehyde oximes is of great significance in both the laboratory and industry.

The preparation of aryl nitriles from aromatic aldehydes by dehydration of aldoxime is mainly through reflux of aldehyde and hydroxylamine hydrochloride in formic acid, acetic acid, *N,N*-dimethylformamide (DMF), *N*-methylpyrrolidone (NMP) and other solvents to obtain nitrile directly.^{12–14} For example, Bose¹⁵ reported that aldehydes reacted with hydroxylamine hydrochloride, triethylamine and triphosgene in a pot of chloroform to prepare the corresponding nitriles. Dornan¹⁶ transformed aldehyde into nitrile using Cu/TEMPO as catalyst, ammonium hydroxide as solvent and dioxygen (from air) as terminal oxidant. In addition, other researchers also conducted this reaction in ionic liquids,

aceto-hydroxamic acid and aqueous ammonium acetate using Bi(OTf)₃, [BMIM(SO₃H)][OTf], tetrabutylammonium tribromide, hypervalent iodine(III) and CuO nanoparticles as catalysts.¹⁷ Movassagh¹⁸ reported a simple and economical procedure, which catalyzed by KF/Al₂O₃ and treated with hydroxylamine hydrochloride in anhydrous DMF at 100 °C, for the direct transformation from aldehydes into nitriles. However, the yield of product is unsatisfactory in DMF, whose consumption is considerable. Sampath¹⁹ prepared various aromatic and aliphatic nitriles in high yields by heating corresponding aldehydes with hydroxylamine hydrochloride in *N*-methylpyrrolidone at 110–115 °C, but *N*-methylpyrrolidone is difficult to recycle due to its high boiling point thus the cost is relatively high. Moreover, those reactions are commonly not environmentally friendly. Enthaler²⁰ displayed a zinc-catalyst for the transformation of aldehydes and hydroxylamine hydrochloride to the corresponding nitriles. However, the reaction temperature is up to 100 °C, and the solvent toluene is volatile and toxic. Therefore, a desired solution to synthesize nitriles in a more serviceable and mild way does need to be underway for organic chemistry.

In 1979, Olah reported that aromatic aldehydes reacted with hydroxylamine hydrochloride and sodium formate in anhydrous formic acid to form nitriles.²¹ The reaction condition is easy to control, the after-treatment is simple and the yield is high. However, formic acid is a corrosive reagent with an offensive odor. Later on, other researchers optimized the method and found that the reaction could also be performed in formic acid with a mass fraction of 88% to 77.5%.^{22,23} Inspired by this discovery, we proposed to use water instead of some formic acid as solvent, thus reducing the amount of formic acid for environmental protection. Herein we presented our independent findings that various aromatic aldehydes could be converted to aryl nitriles successfully in a one-pot process by heating corresponding aromatic aldehydes with hydroxylamine hydrochloride and sodium acetate in an optimized proportion of formic acid–H₂O solution (60% : 40%) at 80 °C.

^aState Key Laboratory of Pharmaceutical Biotechnology, Institute of Plant Molecular Biology, School of Life Sciences, Nanjing University, Nanjing 210023, China. E-mail: qjil@nju.edu.cn; yangyh@nju.edu.cn; Fax: +86-25-89681381; Tel: +86-25-89681381

^bCo-Innovation Center for Sustainable Forestry in Southern China, Nanjing Forestry University, Nanjing 210037, China

† Electronic supplementary information (ESI) available. See DOI: 10.1039/d1ra03559b



Results and discussion

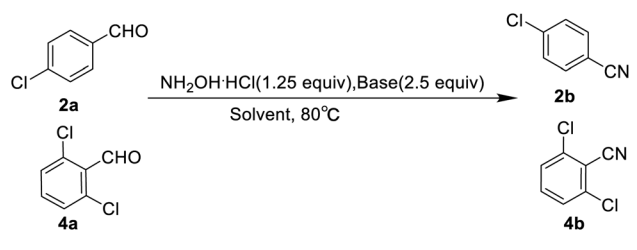
Base and solvent screening

Based on Olah's research, our study initiated with the screening of bases and solvents (Table 1). In order to identify the optimal reaction conditions, 4-chlorobenzaldehyde (**2a**) and 2, 6-dichlorobenzaldehyde (**4a**) were chosen as model substrates. During the course of the reactions, we found that the solubility of the raw materials (aldehydes and hydroxylamine hydrochloride) in formic acid was better than that in acetic acid, thereby the yields were high with formic acid as the solvent. Then, we also found the selection of sodium formate or sodium acetate as base indicated similar yields of nitriles after 6 h reaction. Relatively speaking, the effect of solvent on the yield of the reaction was greater than that of base. Given the yield, availability and cost, we chose formic acid as solvent and sodium acetate as base for further investigation.

Solvent optimization

In order to reduce the amount of formic acid, we attempted to replace it with water gradually and the results are shown in Table 2. Considering the solubility of the reactants and the high yields of the products, we selected **1a–5a**, **8a**, **20a**, **21a** and **25a** as model substrates. All aldehydes could be converted into nitriles with high yields in aqueous formic acid solution (60% formic acid : 40% water, v/v). To our delight, some aldehydes, such as **2a**, **5a**, **8a** and **21a**, could be converted into the corresponding nitriles efficiently even when the water increased to 50%. It was particularly noteworthy that **8a** and **21a** could be converted to the corresponding aryl nitriles with a total yield of 79% and 69%, respectively, in 40% formic acid : 60% water solution. Thus, the generally applicable optimal condition here is: 1 equiv. aromatic aldehydes, 1.25 equiv. hydroxylamine hydrochloride, 2.5 equiv. sodium acetate, formic acid (60%) and H₂O

Table 1 Base and solvent evaluation



| Compound | Solvent | Base | Time (h) | Yield ^a (%) |
|-----------|---------------------------|----------------------------|----------|------------------------|
| 2b | HCOOH | HCOONa | 6 | 70 |
| | | CH₃COONa | 6 | 71 |
| | CH₃COOH | HCOONa | 6 | 5 |
| | | CH₃COONa | 6 | 3 |
| 4b | HCOOH | HCOONa | 6 | 92 |
| | | CH₃COONa | 6 | 92 |
| | CH₃COOH | HCOONa | 6 | 68 |
| | | CH₃COONa | 6 | 61 |

^a Yield of crude products.

Table 2 The cyanidation of aromatic aldehydes with different proportions of water

| R-CHO 1a-5a, 8a, 20a, 21a, 25a | $\xrightarrow[\text{HCOOH/H}_2\text{O}, 80^\circ\text{C}]{\text{NH}_2\text{OH}\cdot\text{HCl}(1.25 \text{ equiv}), \text{CH}_3\text{COONa}(2.5 \text{ equiv})}$ | R-CN 1b-5b, 8b, 20b, 21b, 25b | |
|-----------------------------------|---|----------------------------------|------------------------|
| Compound | HCOOH/H ₂ O (%) | Time (h) | Yield ^a (%) |
| 1b | 60 : 40 | 6 | 56 |
| | 50 : 50 | 12 | — |
| 2b | 60 : 40 | 6 | 78 |
| | 50 : 50 | 12 | 75 |
| | 40 : 60 | 24 | 61 |
| | 30 : 70 | 36 | 52 |
| | 20 : 80 | 48 | — |
| 3b | 60 : 40 | 6 | 78 |
| | 50 : 50 | 12 | 70 |
| | 40 : 60 | 24 | 51 |
| | 30 : 70 | 36 | — |
| 4b | 60 : 40 | 6 | 91 |
| | 50 : 50 | 12 | 67 |
| | 40 : 60 | 24 | — |
| 5b | 60 : 40 | 6 | 77 |
| | 50 : 50 | 12 | 77 |
| | 40 : 60 | 24 | 56 |
| | 30 : 70 | 36 | 50 |
| 8b | 60 : 40 | 6 | 86 |
| | 50 : 50 | 12 | 85 |
| | 40 : 60 | 24 | 79 |
| | 30 : 70 | 36 | 52 |
| 20b | 60 : 40 | 6 | 70 |
| | 50 : 50 | 12 | 65 |
| | 40 : 60 | 24 | 56 |
| | 30 : 70 | 36 | — |
| 21b | 60 : 40 | 6 | 82 |
| | 50 : 50 | 12 | 80 |
| | 40 : 60 | 24 | 69 |
| | 30 : 70 | 36 | — |
| 25b | 60 : 40 | 6 | 56 |
| | 50 : 50 | 12 | 38 |
| | 40 : 60 | 24 | — |

^a Yield of crude products. —: raw material is not well dissolved and the yield is lower than 30%, so it is regarded as no reaction.

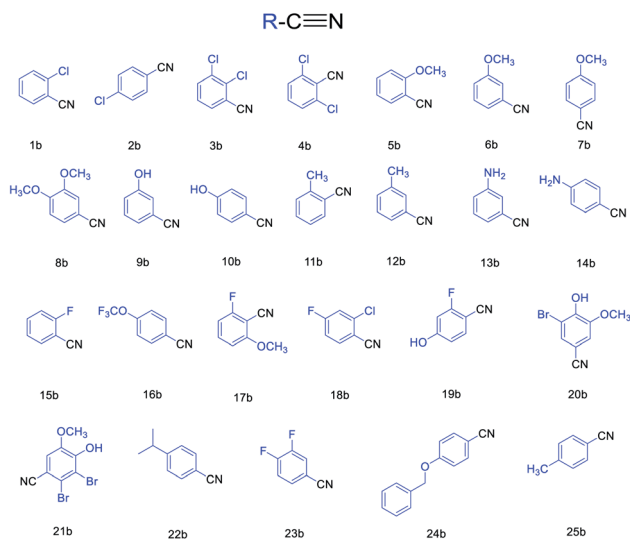
(40%) stirring at 80 °C and TLC tracking until the aromatic aldehydes disappeared. After the reaction, formic acid could be recycled from decompression spin steaming.

Based on the above-optimized condition, we conducted the organic synthesis experiments of aryl nitriles from aromatic aldehydes and finally got twenty-five aryl nitriles **1b–25b**. The chemical structures of **1b–25b** are shown in Scheme 1 and their reaction time and yields are shown in Table 3.

Determination of reaction mechanism and capturing intermediate products

The possible reaction mechanism is shown in Scheme 2. Firstly, aldehydes react with hydroxylamine hydrochloride to afford aldoximes. Subsequently, aldoximes react with formic acid to form ((benzylideneamino)oxy)formaldehydes, which is





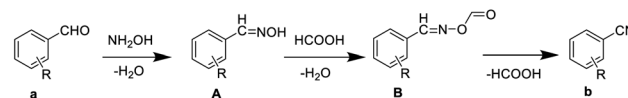
Scheme 1 Substrate scope.

Table 3 The cyanidation of aromatic aldehydes in different reaction time

| Compound | Time (h) | Yield ^a (%) |
|---------------|----------|------------------------|
| 1b-25a | | 1b-25b |
| 1b | 6 | 56 |
| 2b | 6 | 78 |
| 3b | 6 | 78 |
| 4b | 6 | 91 |
| 5b | 6 | 77 |
| 6b | 12 | 68 |
| 7b | 12 | 65 |
| 8b | 6 | 86 |
| 9b | 12 | 89 |
| 10b | 12 | 52 |
| 11b | 12 | 91 |
| 12b | 12 | 74 |
| 13b | 12 | 65 |
| 14b | 12 | 70 |
| 15b | 12 | 74 |
| 16b | 12 | 63 |
| 17b | 12 | 65 |
| 18b | 12 | 68 |
| 19b | 12 | 45 |
| 20b | 6 | 70 |
| 21b | 6 | 82 |
| 22b | 24 | 43 |
| 23b | 24 | 54 |
| 24b | 12 | 80 |
| 25b | 6 | 56 |

^a Yield of crude products.

dehydrated under heating condition to form nitriles. In order to determine the reaction mechanism, we designed different conditions (time, solvent) to capture the intermediates. As listed in Table 4, the shorter the reaction time, the more the



Scheme 2 The mechanism for the production of aryl nitriles from aromatic aldehydes and hydroxylamine hydrochloride by using formic acid aqueous solution as solvent.

Table 4 Intermediates captured at various time-points (solvent: 60% formic acid: 40% water, v/v)

| Raw material | Time (h) | Products |
|--------------|----------|----------------|
| 1a | 4 | 1A |
| | 8 | 1A + 1b |
| | 12 | 1A + 1b |
| 3a | 4 | 3A |
| | 8 | 3A + 3b |
| | 12 | 3A + 3b |
| 5a | 4 | 5A |
| | 8 | 5A + 5b |
| | 12 | 5A + 5b |

Table 5 Intermediates capture under various solvent conditions (reaction time: 12 h)

| Raw material | HCOOH/H ₂ O (%) | Products |
|--------------|----------------------------|----------------|
| 1a | 60 : 40 | 1A + 1b |
| | 50 : 50 | 1A + 1b |
| | 40 : 60 | 1A |
| 3a | 50 : 50 | 3A + 3b |
| | 40 : 60 | 3A + 3b |
| | 30 : 70 | 3A |
| 5a | 40 : 60 | 5A + 5b |
| | 30 : 70 | 5A + 5b |
| | 20 : 80 | 5A |

intermediate A can be captured. Data shown in Table 5 indicate that the larger the proportion of water, the more intermediates A can be captured. Unfortunately, we failed to capture the intermediates B. In this reaction system, formic acid acted as both solvent and catalyst. According to the solubility differences between aldehydes in formic acid, we could choose different concentrations of formic acid solutions as the solvent of aromatic aldehydes cyanidation to reduce the amount of formic acid, save costs and protect the environment.

Experimental

General information and materials

Except for benzaldehyde purchased from Shanghai Shaoyuan Co., Ltd, all other chemicals (reagent grade) used were purchased from Nanjing Chemical Reagent Co. Ltd (Nanjing, China). All the ¹H NMR spectra were recorded on a Bruker DPX 300 or DRX 500 spectrometer in CDCl₃ or d₆-DMSO. Chemical shifts (δ) for ¹H NMR spectra were reported in ppm (δ). ¹³C NMR spectra were recorded on a Bruker DPX 600 spectrometer in CDCl₃ or d₆-



DMSO. All the ^{19}F NMR spectra were recorded on a Bruker DPX 400 spectrometer in CDCl_3 . Melting points (uncorrected) were measured on a XT4 MP Apparatus (Taike Corp., Beijing, China).

General procedure for preparation of compounds 1b–25b

A mixture of aromatic aldehydes (50 mmol) (**1a–25a**), hydroxylamine hydrochloride (62.5 mmol), sodium formate or sodium acetate (125 mmol) were dissolved in formic acid or acetic acid solution and stirred at 80 °C until TLC analysis indicated the disappearance of aromatic aldehydes. Then, after the reaction system cooled down to room temperature, it was immersed into water to obtain the target compounds. Some desired products dissolved in the formic acid or acetic acid solution could be obtained by salting out. Then, the solid target compounds were obtained by filtration and recrystallized by alcohol, and then dried under vacuum. However, some target compounds were oily. These oily compounds were obtained by extraction with ethyl acetate and the solvent was removed in vacuum to afford aryl nitriles (**1b–25b**).

Analytical data

2-Chlorobenzonitrile (1b). Light yellow needle crystal, 56% yield. Mp: 43.6–45.5 °C (ref. mp: 43–45 °C, see ESI[†]). ^1H NMR (500 MHz, CDCl_3) δ 7.68 (d, J = 8.2 Hz, 1H), 7.58–7.49 (m, 2H), 7.41–7.34 (m, 1H). ^{13}C NMR (151 MHz, CDCl_3) δ 136.84, 134.02, 133.91, 130.05, 127.18, 115.99, 113.36.

4-Chlorobenzonitrile (2b). White flake crystals, 78% yield. Mp: 90.6–92.8 °C (ref. mp: 90–93 °C/92–94 °C/91.2–93.1 °C). ^1H NMR (300 MHz, CDCl_3) δ 7.60 (d, J = 8.4 Hz, 2H), 7.47 (d, J = 8.5 Hz, 2H). ^{13}C NMR (151 MHz, CDCl_3) δ 139.55, 133.40, 129.70, 118.00, 110.75.

2,3-Dichlorobenzonitrile (3b). White needle crystals, 78% yield. Mp: 61.5–62.4 °C (ref. mp: 60–61 °C/56–57 °C/51–53.5 °C). ^1H NMR (300 MHz, CDCl_3) δ 8.57 (s, 1H), 7.76 (dd, J = 7.9, 1.5 Hz, 1H), 7.49 (dd, J = 8.0, 1.6 Hz, 1H). ^{13}C NMR (151 MHz, DMSO- d_6) δ 145.61, 133.72, 133.27, 132.00, 131.11, 129.35, 126.36.

2,6-Dichlorobenzonitrile (4b). White needle crystals, 91% yield. Mp: 143.5–145.0 °C (ref. mp: 144–145 °C/140–143 °C/144–145 °C). ^1H NMR (300 MHz, CDCl_3) δ 7.52–7.46 (m, 1H), 7.44 (d, J = 4.9 Hz, 2H). ^{13}C NMR (151 MHz, CDCl_3) δ 138.49, 133.90, 128.17, 114.38, 113.37.

2-Methoxybenzonitrile (5b). White needle crystals, 77% yield. Mp: 24.5–25.5 °C (ref. mp: 59 °C/21.5–22 °C (ethanol)/24.5 °C). ^1H NMR (500 MHz, CDCl_3) δ 7.55 (t, J = 7.1 Hz, 2H), 7.04–6.95 (m, 2H), 3.93 (s, 3H). ^{13}C NMR (151 MHz, CDCl_3) δ 161.21, 134.53, 133.86, 120.80, 116.38, 111.70, 101.61, 56.03.

3-Methoxybenzonitrile (6b). Colorless transparent liquid, 68% yield. Mp: 20.0–22.0 °C (ref. mp: 24–25 °C/23 °C). ^1H NMR (300 MHz, CDCl_3) δ 7.42–7.29 (m, 1H), 7.24 (t, J = 7.3 Hz, 1H), 7.13 (s, 2H), 3.82 (t, J = 0.7 Hz, 3H). ^{13}C NMR (151 MHz, CDCl_3) δ 159.62, 130.35, 124.48, 119.31, 118.77, 116.83, 113.16, 55.54.

4-Methoxybenzonitrile (7b). White powder, 65% yield. Mp: 57.5–59.5 °C (ref. mp: 58–59 °C/55–57 °C/59.2–60.4 °C/56–58 °C/59–60 °C). ^1H NMR (300 MHz, CDCl_3) δ 7.58 (d, J = 8.8 Hz, 2H), 6.94 (d, J = 8.8 Hz, 2H), 3.85 (s, 3H). ^{13}C NMR (151 MHz, CDCl_3) δ 162.85, 133.99, 119.28, 114.76, 103.89, 55.57.

3,4-Dimethoxybenzonitrile (8b). White crystal, 79% yield. Mp: 67.5–70.5 °C (ref. mp: 68.6–70.5 °C/65–67 °C/66–67 °C/62–65 °C/

65–66 °C/64.9–66.4 °C). ^1H NMR (300 MHz, CDCl_3) δ 7.26 (d, J = 8.3 Hz, 1H), 7.05 (s, 1H), 6.88 (d, J = 8.4 Hz, 1H), 3.91 (s, 3H), 3.88 (s, 3H). ^{13}C NMR (151 MHz, CDCl_3) δ 152.84, 149.16, 126.48, 119.26, 113.88, 111.23, 103.85, 56.14, 56.11.

3-Hydroxybenzonitrile (9b). Slightly yellow crystal, 89% yield. Mp: 78.5–80.5 °C (ref. mp: 74.8–77.2 °C/57–59.5 °C/78–80 °C/68 °C/76–78 °C). ^1H NMR (300 MHz, CDCl_3) δ 8.06 (s, 1H), 7.30 (dd, J = 15.6, 7.7 Hz, 1H), 7.19 (d, J = 7.6 Hz, 1H), 7.13 (d, J = 2.9 Hz, 1H), 6.63 (s, 1H). ^{13}C NMR (151 MHz, CDCl_3) δ 156.70, 130.65, 124.51, 121.11, 118.84, 118.72, 112.38.

4-Hydroxybenzonitrile (10b). White crystal, 52% yield. Mp: 110.5–113.0 °C (ref. mp: 110–113 °C/111–112 °C/109–111 °C/108.8–110.2 °C/100.7–103.2 °C/107–109 °C/111–112 °C). ^1H NMR (300 MHz, CDCl_3) δ 7.61–7.52 (m, 2H), 6.99–6.91 (m, 2H), 6.83 (s, 1H). ^{13}C NMR (151 MHz, DMSO- d_6) δ 162.61, 135.22, 120.53, 117.38, 101.96.

2-Methylbenzonitrile (11b). Colorless liquid, 91% yield. ^1H NMR (300 MHz, CDCl_3) δ 7.56 (d, J = 7.7 Hz, 1H), 7.46 (td, J = 7.6, 1.3 Hz, 1H), 7.34–7.16 (m, 2H), 2.52 (s, 3H). ^{13}C NMR (151 MHz, CDCl_3) δ 141.92, 132.66, 132.50, 130.24, 126.23, 118.17, 112.73, 20.47.

3-Methylbenzonitrile (12b). Colorless liquid, 74% yield. ^1H NMR (300 MHz, CDCl_3) δ 7.46–7.40 (m, 2H), 7.38 (s, 1H), 7.36–7.30 (m, 1H), 2.37 (s, 3H). ^{13}C NMR (151 MHz, CDCl_3) δ 139.23, 133.67, 132.48, 129.27, 129.00, 119.06, 112.20, 21.16.

3-Aminobenzonitrile (13b). Brown crystal, 65% yield. Mp: 53.5–54.5 °C (ref. mp: 52–54 °C/50–52 °C/50–54 °C). ^1H NMR (300 MHz, CDCl_3) δ 7.22 (t, J = 7.8 Hz, 1H), 7.01 (d, J = 7.6 Hz, 1H), 6.89 (t, J = 5.8, 1.7 Hz, 1H), 3.89 (s, 2H). ^{13}C NMR (151 MHz, CDCl_3) δ 146.98, 130.06, 121.92, 119.24, 119.21, 117.40, 112.84.

4-Aminobenzonitrile (14b). White crystal, 70% yield. Mp: 83.5–85.0 °C (ref. mp: 83–85 °C/83–86 °C/85–87 °C/85–86 °C). ^1H NMR (300 MHz, CDCl_3) δ 7.40 (dd, J = 8.8, 2.0 Hz, 2H), 6.64 (d, J = 8.7 Hz, 2H), 4.19 (s, 2H). ^{13}C NMR (151 MHz, DMSO) δ 153.98, 134.43, 121.68, 114.42, 96.49.

2-Fluorobenzonitrile (15b). Colorless transparent liquid, 74% yield. ^1H NMR (300 MHz, CDCl_3) δ 7.57–7.66 (m, 2H), 7.31 (d, J = 3.0 Hz, 1H), 7.22 (dd, J = 18.0, 9.0 Hz, 1H). ^{13}C NMR (151 MHz, CDCl_3) δ 164.13, 162.17, 135.08, 133.57, 124.87, 116.58, 113.90, 101.27.

4-(Trifluoromethoxy)benzonitrile (16b). Colorless liquid, 63% yield. ^1H NMR (300 MHz, CDCl_3) δ 7.76–7.68 (m, 2H), 7.35–7.28 (m, 2H). ^{13}C NMR (151 MHz, CDCl_3) δ 152.36, 134.07, 121.19, 117.73, 110.84.

2-Fluoro-6-methoxybenzonitrile (17b). White crystal, 65% yield. Mp: 103.5–105.0 °C (ref. mp: 93–95 °C). ^1H NMR (300 MHz, CDCl_3) δ 7.52 (td, J = 8.5, 6.6 Hz, 1H), 6.79 (t, J = 8.1 Hz, 2H), 3.96 (s, 1H). ^{13}C NMR (151 MHz, CDCl_3) δ 164.84, 163.14, 162.39, 135.14, 111.63, 108.16, 106.97, 91.77, 56.70.

2-Chloro-4-fluorobenzonitrile (18b). White crystal, 68% yield. Mp: 64.5–66.0 °C (ref. mp: 63.0–65.0 °C). ^1H NMR (300 MHz, chloroform- d) δ 7.70 (dd, J = 8.7, 5.6 Hz, 1H), 7.28 (dd, J = 8.0, 2.3 Hz, 1H), 7.12 (ddd, J = 8.7, 7.7, 2.5 Hz, 1H). ^{13}C NMR (151 MHz, CDCl_3) δ 165.61, 163.88, 138.76, 135.70, 118.08, 115.28, 115.21, 109.78.

2-Fluoro-4-hydroxybenzonitrile (19b). White crystal, 45% yield. Mp: 123.5–125.0 °C (ref. mp: 124–125 °C/123.5 °C/117–118 °C).



^1H NMR (300 MHz, CDCl_3) δ 7.55–7.44 (m, 1H), 6.87 (s, 1H), 6.74 (m, 2H). ^{13}C NMR (151 MHz, DMSO-d_6) δ 165.32, 164.36, 163.70, 135.22, 115.15, 113.42, 104.00, 90.25.

3-Bromo-4-hydroxy-5-methoxybenzotrile (20b). White crystals, 60% yield. Mp: 143.0–146.0 °C (ref. mp: 159–160 °C/134–136 °C/144 °C). ^1H NMR (300 MHz, DMSO-d_6) δ 7.61 (d, J = 1.8 Hz, 1H), 7.38 (d, J = 1.8 Hz, 1H), 3.84 (s, 3H). ^{13}C NMR (151 MHz, DMSO-d_6) δ 149.16, 148.73, 129.50, 118.74, 114.90, 109.85, 102.53, 57.12.

2,3-Dibromo-4-hydroxy-5-methoxybenzotrile (21b). Gray crystals, 80% yield. Mp: 212.0–215.0 °C (ref. mp: 179 °C). ^1H NMR (300 MHz, CDCl_3) δ 6.80 (s, 1H), 4.12 (s, 3H).

4-Isopropylbenzotrile (22b). Colorless liquid, 43% yield. ^1H NMR (300 MHz, CDCl_3) δ 7.56 (d, J = 8.2 Hz, 2H), 7.31 (d, J = 8.2 Hz, 2H), 2.95 (p, J = 6.9 Hz, 1H), 1.25 (d, J = 6.9 Hz, 6H). ^{13}C NMR (151 MHz, CDCl_3) δ 154.47, 132.19, 127.25, 119.05, 109.55, 34.35, 23.27.

3,4-Difluorobenzotrile (23b). White flake crystals, 54% yield. Mp: 52.0–54.0 °C (ref. mp: 51–53 °C). ^1H NMR (300 MHz, CDCl_3) δ 8.04–7.85 (m, 2H), 7.37–7.27 (m, 1H). ^{13}C NMR (151 MHz, CDCl_3) δ 170.66, 155.09, 153.34, 150.84, 149.33, 127.61, 126.10, 119.68, 117.48.

4-(Benzyloxy)benzotrile (24b). White powder, 80% yield. Mp: 93.0–95.0 °C (ref. mp: 86 °C/91–93 °C/86 °C/86–88 °C/97–99 °C/93–94 °C/96–98 °C). ^1H NMR (500 MHz, CDCl_3) δ 7.53 (d, J = 8.6 Hz, 2H), 7.46–7.30 (m, 5H), 6.99 (d, J = 8.6 Hz, 2H), 5.10 (s, 2H). ^{13}C NMR (151 MHz, DMSO-d_6) δ 159.66, 159.35, 148.08, 144.65, 137.24, 132.76, 128.93, 128.31, 128.21, 126.31, 115.63, 114.89, 69.79.

4-Methylbenzotrile (25b). Colorless crystal, 56% yield. Mp: 28.0–30.0 °C (ref. mp: 26–28 °C/26 °C/27–29 °C/28–29 °C/26–27 °C/27.1–27.7 °C). ^1H NMR (500 MHz, CDCl_3) δ 7.56 (d, J = 8.1 Hz, 2H), 7.29 (d, J = 7.9 Hz, 2H), 2.44 (s, 3H). ^{13}C NMR (151 MHz, CDCl_3) δ 143.75, 132.00, 129.87, 119.16, 109.25, 21.91.

Conclusion

In summary, we optimized the method that aromatic aldehydes react with hydroxylamine hydrochloride and sodium formate in anhydrous formic acid to form nitriles. We used water instead of some formic acid as solvent to reducing the amount of formic acid for environmental protection. We found that most aromatic aldehydes could be converted to aryl nitriles efficiently in an optimized proportion of formic acid– H_2O solution (60% : 40%). Some aromatic aldehydes can even react in formic acid– H_2O solution (30% : 70%) to form corresponding nitriles. Mechanically specking, formic acid acts as both catalyst and solvent in this reaction. Therefore, we can choose appropriate proportion of formic acid solution as solvent to obtain nitrile according to the characteristics of different aromatic aldehydes.

Conflicts of interest

There are no conflicts to declare.

Acknowledgements

This research was supported by the National Natural Science Foundation of China (NSFC) (No. 21702100, 21907051, U1903201), the Program for Changjiang Scholars and Innovative Research Team in University (No. IRT_14R27), and the Fundamental Research Funds for the Central Universities (No. 020814380140, 020814380151).

Notes and references

- 1 Y. X. Zhang, X. Xiao, Z. H. Fu, *et al.* Difluorocarbene-Based Cyanation of Aryl Iodides., *Synlett*, 2020, **31**(7), 713–717.
- 2 C. P. Kumar, K. R. Reddy, V. V. Rao, *et al.* Vapour phase ammoxidation of toluene over vanadium oxide supported on NB_2O_5 – TiO_2 , *Green Chem.*, 2002, **4**(5), 513–516.
- 3 S. Zhou, K. Junge and D. Addis, A general and convenient catalytic synthesis of nitriles from amides and silanes, *Org. Lett.*, 2010, **40**(42), 2461.
- 4 P. E. Maligres, M. S. Waters, F. Fleitz and D. Askin, A highly catalytic palladium catalyzed cyanation of aryl bromides, *Tetrahedron Lett.*, 2000, **31**(5), 8193–8195.
- 5 P. Anbarasan, T. Schareina and M. Beller, Recent developments and perspectives in palladium-catalyzed cyanation of aryl halides: synthesis of benzotriles, *Chem. Soc. Rev.*, 2011, **40**, 5049–5067.
- 6 K. J. Hwang, J. P. O'Neil, J. A. Katzenellenbogen and J. A. Katzenellenbogen, 5, 6, 11, 12-Tetrahydrochrysenes: Synthesis of Rigid Stilbene Systems Designed to be Fluorescent Ligands for the Estrogen Receptor, *J. Org. Chem.*, 1992, **57**(4), 1262–1271.
- 7 N. D. Kokare and D. B. Shinde, Efficient conversion of aldoximes to nitriles using phosphoric acid diethylester 2-phenylbenzimidazol-1-ylester, *Monatsh. Chem.*, 2009, **140**, 185–188.
- 8 P. Supsana, T. Liaskopoulos, P. Tsoungas and G. Varvounis, DMF-Catalysed Thermal Dehydration of Aldoximes: A Convenient Access to Functionalized Aliphatic and Aromatic Nitriles, *Synlett*, 2007, **17**, 2671–2674.
- 9 D. Li, F. Shi, S. Guo and Y. Deng, Highly efficient Beckmann rearrangement and dehydration of oximes, *Tetrahedron Lett.*, 2005, **46**, 671–674.
- 10 M. A. K. Zarchi and S. Z. Mousavi, Diazotization-bromination of aromatic amines using polymer-supported bromide *via* Sandmeyer-type reaction, *J. Polym. Res.*, 2014, **21**, 330–338.
- 11 F. Mo, D. Qiu, Y. Zhang and J. Wang, Renaissance of Sandmeyer-Type Reactions Conversion of Aromatic C–N Bonds into C–X Bonds (X = B, Sn, P, or CF), *Acc. Chem. Res.*, 2018, **51**(2), 496–506.
- 12 K. Yamaguchi, H. Fujiwara, Y. Ogasawara, *et al.* A tungstenmixed hydroxide as an efficient heterogeneous catalyst for dehydration of aldoximes to nitriles, *Angew. Chem. Int. Ed. Engl.*, 2007, **46**(21), 3922–3925.
- 13 S. T. Chill and R. C. Mebane, A facile one-pot conversion of aldehydes into nitriles, *Synth. Commun.*, 2009, **39**, 3601–3606.



- 14 J. L. Zhu, F. Y. Lee, J. D. Wu, *et al.* An efficient new procedure for the one-pot conversion of aldehydes into the corresponding nitriles, *Synlett*, 2007, **8**, 1317–1319.
- 15 D. S. Bose and P. R. Goud, Bis (trichloromethyl) carbonate, an efficient activator for the one-pot conversion of aldehydes into nitriles under mild conditions, *Synth. Commun.*, 2002, **32**, 3621–3624.
- 16 L. M. Dornan, Q. Cao, J. C. A. Flanagan, *et al.* Copper/TEMPO catalysed synthesis of nitriles from aldehydes or alcohols using aqueous ammonia and with air as the oxidant, *Chem. Commun.*, 2013, **49**(54), 6030–6032.
- 17 G. C. Nandi and K. K. Laali, Schmidt reaction in ionic liquids: highly efficient and selective conversion of aromatic and heteroaromatic aldehydes to nitriles with [BMIM(SO₃H)][OTf] as catalyst and [BMIM][PF₆] as solvent, *Tetrahedron Lett.*, 2013, **54**(17), 2177–2179.
- 18 B. Movassagh and S. Shokri, An Efficient and Convenient KF/Al₂O₃-Mediated Synthesis of Nitriles from Aldehydes, *Cheminform*, 2006, **37**(2), 6923–6925.
- 19 K. H. M. Sampath, R. B. V. Subba and R. P. Tirupathi, Efficient One-Pot Preparation of Nitriles from Aldehydes using N-Methyl-pyrrolidone, *Cheminform*, 1999, **4**, 586–587.
- 20 S. Enthaler, M. Weidauer and F. Schröder, Straightforward zinc-catalyzed transformation of aldehydes and hydroxylamine hydrochloride to nitriles, *Tetrahedron Lett.*, 2012, **53**, 882–885.
- 21 G. A. Olah and T. Keumi, Improved one-step conversion of aldehydes into nitriles with hydroxylamine in formic acid solution, *Synthesis*, 1979, **2**, 112–113.
- 22 H. Ghafuri and M. Roshani, Aqueous formic acid: an efficient, inexpensive and environmentally friendly organocatalyst for three-component Strecker synthesis of α -aminonitriles and imines with excellent yields, *RSC Adv.*, 2014, **4**(102), 58280–58286.
- 23 M. R. Winkle and R. C. Ronald, Regioselective metalation reactions of some substituted (methoxymethoxy) arenes, *J. Org. Chem.*, 1982, **47**(11), 2101–2108.

