


 Cite this: *RSC Adv.*, 2021, 11, 9740

 Received 18th January 2021
 Accepted 24th February 2021

DOI: 10.1039/d1ra00440a

rsc.li/rsc-advances

A general method for the synthesis of covalent and ionic amine borane complexes containing trinitromethyl fragments†

 Jin Wang,^{ac} Ming-Yue Ju,^a Xi-Meng Chen^{*a} and Xuenian Chen^{id} ^{*ab}

A general approach for the synthesis of covalent and ionic amine borane complexes containing trinitromethyl fragments has been developed through metathesis reactions between amine chloroborane complexes and potassium salt of trinitromethyl (K[C(NO₂)₃]). Five covalent and ionic trinitromethyl amine borane complexes have been synthesized in good yields with high purity and it is found that the ionic complex, [H₂B(NH₃)₂][C(NO₂)₃], might be a promising energetic material on the basis of the investigation of its thermal decomposition behaviour.

Introduction

Nitroform (CH(NO₂)₃) holds a unique position among nitro compounds as it is a valuable starting material for the preparation of propellant and explosive components due to its high oxygen content.¹ Ioffe group reported the syntheses and transformations of trinitromethylborane complexes with cyclic ethers and aromatic N-containing heterocycles, and also discussed the principle of the reactions.² However, they attempted to obtain *N,N*-dinitroamidoborane complexes using the same method, but failed.^{2a} Klapötke and coworkers studied the reactions of boron oxide (B₂O₃) with various nitro-substituted ethanols (2-nitroethanol, 2-fluoro-2,2-dinitroethanol, and 2,2,2-trinitroethanol) to furnish the corresponding nitroethyl borates B(OCH₂CH₂NO₂)₃, B(OCH₂CF(NO₂)₂)₃, and B(OCH₂-C(NO₂)₃)₃.³ The compound B(OCH₂C(NO₂)₃)₃ can be used as green-light-emitting pyrotechnic composition.⁴

Interestingly, C(NO₂)₃, as an oxidizing group, can be introduced into the design of high-energy molecules to co-exist with powerful reducing borohydride in a single covalently bonded structure.⁵ In 2013, Christie group used CH(NO₂)₃ and NaBH₄ as starting materials to synthesize [Na(glyme)₂][BH₃C(NO₂)₃].⁵ Subsequently, they employed metathesis reactions to convert this salt into PNP⁺ and PPh⁴⁺ analogs that were stable for several months at room temperature. In 2015, ammonia-dinitroamidoborane, NH₃BH₂N(NO₂)₂ was synthesized by the

reaction of dinitroamine (HN(NO₂)₂) with ammonia borane (NH₃BH₃). This compound is expected to have a good performance as an explosive being comparable to that of pentaerythritol tetranitrate and significantly greater than that of trinitrotoluene.⁶ So, highly energetic oxidized analogs have attracted attention recently.

NH₃BH₃, a potential hydrogen storage material, has received immense interest in the past twenty years owing to its high percentage of hydrogen (19.6 wt%), excellent stability at room temperature, and release of hydrogen under mild conditions.⁷ It can also provide both a proton and hydride in chemical reactions under mild conditions.⁸ In NH₃BH₃, the nitrogen atom can be bonded to proton, hydrocarbon, hydroxyl, oxygen and other groups,⁹ and the boron atom can be bonded to hydride, hydrocarbon, oxygen, oxynitride, halogen and other electron donors that can interact with the empty orbital on boron.¹⁰ Many derivatives could be obtained from NH₃BH₃, including ammonia monochloroborane (NH₃BH₂Cl)^{11–14} which is an important intermediate for the synthesis of a series of more complex boron compounds¹⁵ such as R₁R₂N=BH₂ (ref. 12*a*) and amorphous boron nitride.^{11*b*}

In this work, ammonia and amine monochloroborane complexes (ABH₂Cl, A = NH₃, aliphatic primary, secondary, tertiary amine, and diamines, **1**) were treated with K[C(NO₂)₃], a milder oxidizing reagent in comparison with CH(NO₂)₃,¹⁶ to prepare target product **3**, with the general formula of ABH₂-C(NO₂)₃, containing both reducing and oxidizing fragments in a single covalently bonded structure. Furthermore, an ionic complex, [H₂B(NH₃)₂][C(NO₂)₃], was synthesized from **3a**.

Results and discussion

The reactions of each amine borane complex ABH₃ (**2a–d**) with HCl diethyl ether solution at room temperature resulted in the formation of amine monochloroborane complexes (**1a–d**) in

^aSchool of Chemistry and Chemical Engineering, Henan Key Laboratory of Boron Chemistry and Advanced Energy Materials, Henan Normal University, Xinxiang, Henan 453007, China. E-mail: xnchen@htu.edu.cn; chenximeng@htu.edu.cn

^bGreen Catalysis Center and College of Chemistry, Zhengzhou University, Zhengzhou, Henan 450001, China

^cCollege of Chemistry and Chemical Engineering, Mudanjiang Normal University, Mudanjiang, Heilongjiang 157011, China

† Electronic supplementary information (ESI) available. See DOI: 10.1039/d1ra00440a



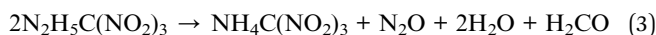
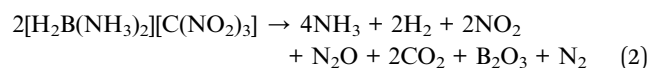
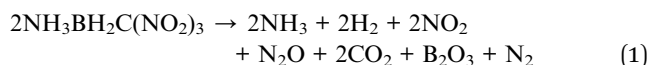
Table 2 ^{11}B NMR of 1 and 3^a

Entry	Comps.	A	X (1)	^{11}B NMR (ppm)	X (3)	^{11}B NMR (ppm)
1	a	NH_3	Cl	-8.73	$\text{C}(\text{NO}_2)_3$	-4.8
2	b	CH_3NH_2	Cl	-6.36	$\text{C}(\text{NO}_2)_3$	-2.32
3	c	$(\text{CH}_3)_2\text{NH}$	Cl	-3.47	$\text{C}(\text{NO}_2)_3$	-0.22
4	d	$(\text{CH}_3)_3\text{N}$	Cl	0.21	$\text{C}(\text{NO}_2)_3$	—
5	e	$(\text{NH}_2\text{CH}_2)_2$	Cl	-6.47 ^b	$\text{C}(\text{NO}_2)_3$	-2.93 ^c
6	f	$(\text{CH}_3)_3\text{N}$	I	-10.57	$\text{C}(\text{NO}_2)_3$	—
7	g	$(\text{NH}_3)_2$	Cl	-13.54	$\text{C}(\text{NO}_2)_3$	-13.06

^a A is the Lewis base, X is the substituent group. ^b Molecular formula $(\text{NH}_2\text{CH}_2\text{BH}_2\text{Cl})_2$. ^c Molecular formula $[\text{NH}_2\text{CH}_2\text{BH}_2\text{C}(\text{NO}_2)_3]_2$.

Thermal decomposition of **3a** and **3g** was studied by DSC and TGA-MS. As shown in Fig. 1 and 2, thermal decomposition resulted in the generation of H_2 , N_2 , NH_3 , CO_2 , N_2O and NO_2 , hence the decomposition is believed to proceed according to eqn (1) and (2), respectively.

Gaseous products were analysed by mass spectrometry (MS), and solid residues were determined by IR and XRD. It was observed that **3a** starts decomposing at 98 °C and the first-stage weight loss is only 1.7 wt%, corresponding to the evolution of hydrogen and nitrogen dioxide, and the m/z 44 signal is assigned to N_2O or CO_2 evolution. The decomposition behaviour of **3a** is similar to that of the energetic oxidizer hydrazinium nitroformate ($\text{N}_2\text{H}_5\text{C}(\text{NO}_2)_3$, HNF), as shown in eqn (3).¹⁸ The second-stage weight loss is as large as 31.2 wt%, associated with H_2 , N_2 , NH_3 , CO_2 , N_2O and NO_2 evolution. Both the first and second steps for **3a** are exothermic events, the m/z 2, 28, 17, 44, and 46 signals recorded by the MS during the TGA-MS experiment to 400 °C are overlaid in Fig. 1b. At higher temperatures, it further decomposes and boron oxide was formed (Fig. S1 and S2†).



The thermal decomposition pattern of **3g** is different from **3a**. The large weight loss of 30.6 wt%, observed at 95 °C with

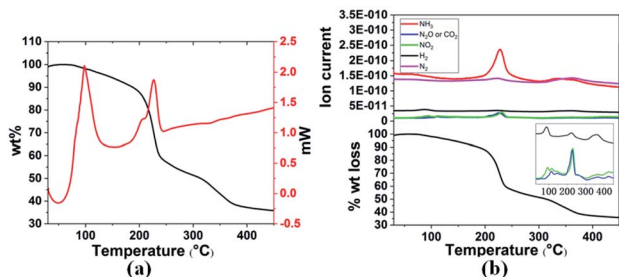


Fig. 1 (a) TGA and DSC curves and (b) TGA-MS analysis of **3a** in the temperature range 30–400 °C with a heating rate of 3 °C min⁻¹.

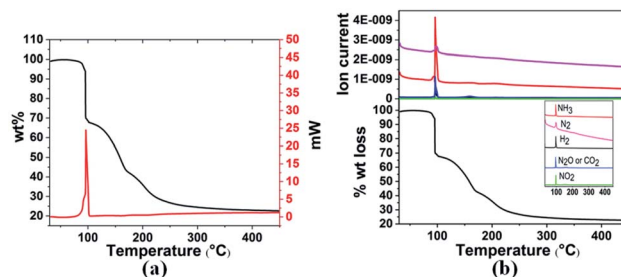
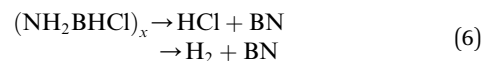


Fig. 2 (a) TGA and DSC curves (b) TGA-MS analysis of **3g** in the temperature range 30–400 °C with a heating rate of 3 °C min⁻¹.

strongly exothermic, is associated with H_2 , N_2 , NH_3 , CO_2 , N_2O and NO_2 evolution. At higher temperature, it further decomposes to release N_2O , CO_2 and NO_2 , resulting in boron oxide (Fig. S3 and S4†). The thermal decomposition behaviours of **3a** and **3g** are different from those of $\text{NH}_3\text{BH}_2\text{Cl}$, their parent compound. It was recorded that only H_2 was released at the initial stage (eqn (4)), and then the second large weight loss was associated with both H_2 and HCl (eqn (5)). At higher temperature, it further decomposes to evolve HCl and H_2 to form boron nitride (eqn (6)).^{11c}



Conclusions

In summary, we have developed general methods for the syntheses of both covalent and ionic complexes containing the amine borane reducing group and the trinitromethyl oxidizing group in one molecule under mild conditions. These complexes were successfully isolated in high yields and characterized by NMR and IR. Thermal decomposition was investigated by TGA-MS and DSC, and results implicated that compound **3g** may be a promising explosive material. Further studies on the explosive property of **3g** are in progress in our lab.

Experimental

CAUTION! All nitrogen- and oxygen-rich compounds are potentially explosive energetic materials which should be handled with great care, although no hazards were observed during preparation and handling of these compounds. In any case, it is necessary to take proper precautions by employing all standard energetic materials safety procedures in experiments involving such substances, such as face shields, a leather apron, gloves, and hearing protection should be employed.

General information

All manipulations were carried out under a nitrogen atmosphere using standard Schlenk techniques and glove box. The



^{11}B NMR and $^{11}\text{B}\{^1\text{H}\}$ NMR spectra were recorded at 128 or 193 MHz spectrometers and externally referenced to $\text{BF}_3 \cdot \text{OEt}_2$ in C_6D_6 ($\delta = 0.00$ ppm). The ^1H NMR and $^1\text{H}\{^{11}\text{B}\}$ NMR spectra were obtained at 600 MHz spectrometer. The ^{13}C NMR spectra were recorded at 151 MHz. IR spectra were measured by a Spectrum 400F. X-ray diffraction (XRD) data were obtained with a Rigaku D/max 2500 diffractometer using $\text{Cu}/\text{K}\alpha$ radiation, $\lambda = 0.1542$ nm, 40 kV, 100 mA. The thermal behaviours of compounds **3a** and **3g** were determined by synchronous thermal analyses (TGA-DSC, Netzsch 449C Jupiter/QMS 403D). The samples were heated to 500 °C with a heating rate of 3 °C min^{-1} , under a flowing Ar atmosphere.

Anhydrous nitric acid, sulphuric acid, acetic anhydride, KOH, anhydrous sodium sulfate, ethanol, and iodine were purchased from Sinopharm Chemical Reagents Co., Ltd. NH_3BH_3 , MeNH_2BH_3 , Me_2NHBH_3 , Me_3NBH_3 , $\text{BH}_3\text{NH}_2\text{CH}_2\text{-CH}_2\text{NH}_2\text{BH}_3$ and HCl diethyl ether solution (1 mol L^{-1}) were purchased from United Boron (Zhengzhou) Energy Materials S&T LLC and used as received. Tetrahydrofuran (THF), diethyl ether (Et_2O), *n*-hexane, and toluene were dried over sodium and freshly distilled prior to use. *N,N*-Dimethylformamide (DMF) was dried by molecular sieves.

Amine chloroborane (**1a-d**) and $\text{K}[\text{C}(\text{NO}_2)_3]$ were prepared according to the literature methods.^{11,19}

1a. Yield: 92%; ^{11}B NMR (128 MHz, THF): $\delta -8.73$ (t, $J_{\text{B-H}} = 114.3$ Hz) ppm (Fig. S5a†). $^{11}\text{B}\{^1\text{H}\}$ NMR (128 MHz, THF): $\delta -8.73$ (s) ppm (Fig. S5b†).

1b. Yield: 90%; ^{11}B NMR (193 MHz, THF): $\delta -6.36$ (t, $J_{\text{B-H}} = 120.2$ Hz) ppm (Fig. S6a†). $^{11}\text{B}\{^1\text{H}\}$ NMR (193 MHz, THF): $\delta -6.36$ (s) ppm (Fig. S6b†).

1c. Yield: 86%; ^{11}B NMR (193 MHz, THF): $\delta -3.47$ (t, $J_{\text{B-H}} = 120.6$ Hz) ppm (Fig. S7a†). $^{11}\text{B}\{^1\text{H}\}$ NMR (193 MHz, THF): $\delta -3.47$ (s) ppm (Fig. S7b†).

1d. Yield: 90%; ^{11}B NMR (193 MHz, THF): $\delta 0.21$ (t, $J_{\text{B-H}} = 123.0$ Hz) ppm (Fig. S8a†). $^{11}\text{B}\{^1\text{H}\}$ NMR (193 MHz, THF): $\delta 0.21$ (s) ppm (Fig. S8b†).

$\text{K}[\text{C}(\text{NO}_2)_3]$. Yield of 80%; IR (cm^{-1}): 1589 (s), 1363 (s), 1301 (s), 823 (m), (Fig. S31†).

Synthesis of $\text{ClBH}_2\text{NH}_2\text{CH}_2\text{CH}_2\text{NH}_2\text{BH}_2\text{Cl}$ (**1e**)

To a solution of ethylenediaminebisborane (0.088 g, 1 mmol) in THF (2 mL) was added HCl diethyl ether solution (2.2 mmol, 2.2 mL) *via* syringe at ambient temperature. The reaction was monitored by ^{11}B NMR and after about 30 min the reaction was finished. Then the mixture was filtered and solvent was removed from the filtrate under a dynamic vacuum to leave a white product (0.144 g, yield 92%). ^{11}B NMR (193 MHz, CD_3CN): $\delta -6.47$ (t, $J_{\text{B-H}} = 107.7$ Hz) ppm (Fig. S9a†). $^{11}\text{B}\{^1\text{H}\}$ NMR (193 MHz, THF): $\delta -6.47$ (s) ppm (Fig. S9b†).

Synthesis of $(\text{CH}_3)_3\text{NBH}_2\text{I}$ (**1f**)

To a solution of trimethylamine borane (0.073 g, 1 mmol) in toluene (2 mL) was added I_2 (0.127 g, 0.5 mmol) in toluene (5 mL) *via* syringe at ambient temperature. The reaction was monitored by ^{11}B NMR and after about 1 h the reaction was finished. After reaction, the mixture was filtered and solvent was

removed from the filtrate under a dynamic vacuum to leave a white product (0.169 g, yield 85%). ^{11}B NMR (128 MHz, toluene): $\delta -10.57$ (t, $J_{\text{B-H}} = 130.9$ Hz) ppm (Fig. S10a†). $^{11}\text{B}\{^1\text{H}\}$ NMR (128 MHz, toluene): $\delta -10.57$ (s) ppm (Fig. S10b†).

Synthesis of $[(\text{NH}_3)_2\text{BH}_2]\text{Cl}$ (**1g**)

Ammonia chloroborane (0.073 g, 1 mmol) was placed in a 10 mL flask, and the 2 mL of THF was injected into the flask. Then excess NH_3 was bubbled into the flask at room temperature and white precipitate was formed immediately. After filtration, THF was removed from the filtrate under dynamic vacuum to leave a white powder product (0.078 g, yield 94%). ^{11}B NMR (193 MHz, DMF): $\delta -13.54$ (t, $J_{\text{B-H}} = 104.4$ Hz) ppm (Fig. S11a†). $^{11}\text{B}\{^1\text{H}\}$ NMR (193 MHz, DMF): $\delta -13.54$ (s) ppm (Fig. S11b†).

General procedure for the synthesis of $\text{ABH}_2\text{C}(\text{NO}_2)_3$ (**3a-c**)

To a solution of aminoborane (**1a**: 0.031 g; **2b**: 0.045 g; **2c**: 0.059 g) in THF (2 mL) was added HCl diethyl ether (1.1 mmol, 1.1 mL) *via* syringe at ambient temperature. The reaction was monitored by ^{11}B NMR and after about 30 min the reaction was finished. Then the mixture was filtered and solvent was removed from the filtrate under a dynamic vacuum to leave the products of **1a-c**. The prepared **1a-c** and $\text{K}[\text{C}(\text{NO}_2)_3]$ (0.208 g, 1.1 mmol) were added to the flask and then added 5 mL diethyl ether at ambient temperature. The yellow solid product was separated by filtration using a filter cannula and dried *in vacuo*.

3a. Yield: 65% (0.117 g); ^{11}B NMR (193 MHz, CD_3CN) $\delta -4.8$ (t, $J_{\text{B-H}} = 115.9$ Hz) (Fig. S12a†). $^{11}\text{B}\{^1\text{H}\}$ NMR (193 MHz, CD_3CN) $\delta -4.8$ (s) (Fig. S12b†). ^1H NMR (600 MHz, CD_3CN) $\delta 4.4$ (t, $J_{\text{N-H}} = 45.8$ Hz, 3H of NH_3), 2.89–2.31 (m, 2H of BH_2) (Fig. S13a†). $^1\text{H}\{^{11}\text{B}\}$ NMR (600 MHz, CD_3CN) $\delta 4.4$ (t, $J_{\text{N-H}} = 45.8$ Hz, 3H of NH_3), 2.61 (s, 2H of BH_2) (Fig. S13b†). IR (cm^{-1}): 3326 (s), 3217 (s), 2448 (w), 1566 (m), 1514 (s), 1411 (s), 1279 (s), 1176 (s), 794 (m), 734 (w) (Fig. S14†).

3b. Yield: 62% (0.120 g); ^{11}B NMR (193 MHz, CD_3CN) $\delta -2.32$ (t, $J_{\text{B-H}} = 116.5$ Hz) (Fig. S15a†). $^{11}\text{B}\{^1\text{H}\}$ NMR (193 MHz, CD_3CN) $\delta -2.32$ (s) (Fig. S15b†). ^1H NMR (600 MHz, CD_3CN) $\delta 4.68$ (t, $J_{\text{N-H}} = 44.0$ Hz, 2H of NH_2), 2.95–2.13 (m, 2H of BH_2), 2.35 (t, $J_{\text{C-H}} = 5.8$ Hz, 3H of CH_3) (Fig. S16a†). $^1\text{H}\{^{11}\text{B}\}$ NMR (600 MHz, CD_3CN) $\delta 4.68$ (t, $J_{\text{N-H}} = 43.0$ Hz, 2H of NH_2), 2.53 (s, 2H of BH_2), 2.35 (t, $J_{\text{C-H}} = 5.8$ Hz, 3H of CH_3) (Fig. S16b†). ^{13}C NMR (151 MHz, CD_3CN) $\delta 29.48$ (Fig. S17†). IR (cm^{-1}): 3438 (w), 3093 (w), 1514 (s), 1422 (s), 1384 (s), 1279 (s), 1177 (s), 927 (w), 794 (m), 734 (m) (Fig. S18†).

3c. Yield: 67% (0.139 g); ^{11}B NMR (193 MHz, CD_3CN) $\delta 0.22$ (t, $J_{\text{B-H}} = 117.1$ Hz) (Fig. S19a†). $^{11}\text{B}\{^1\text{H}\}$ NMR (193 MHz, CD_3CN) $\delta 0.22$ (s) (Fig. S19b†). ^1H NMR (600 MHz, CD_3CN) $\delta 4.92$ (s, ^1H of NH), 2.48 (d, $J_{\text{C-H}} = 5.7$ Hz, 6H of CH_3), 2.90–2.09 (m, 2H of BH_2) (Fig. S20a†). $^1\text{H}\{^{11}\text{B}\}$ NMR (600 MHz, CD_3CN) $\delta 4.92$ (s, ^1H of NH), 2.48 (d, $J_{\text{C-H}} = 5.8$ Hz, 6H of CH_3), 2.47 (s, 2H of BH_2) (Fig. S20b†). ^{13}C NMR (151 MHz, CD_3CN) $\delta 39.55$ (Fig. S21†). IR (cm^{-1}): 3441 (m), 3058 (m), 2779 (m), 2435 (w), 1496 (s), 1422 (s), 1384 (s), 1277 (s), 1161 (m), 1022 (w), 924 (w), 793 (m), 733 (m) (Fig. S22†).



Synthesis of $[\text{CH}_2\text{NH}_2\text{BH}_2\text{C}(\text{NO}_2)_3]_2$ (**3e**)

To a solution of ethylenediaminebisborane (0.088 g, 1 mmol) in THF (2 mL) was added HCl diethyl ether solution (2.2 mmol, 2.2 mL) *via* syringe at ambient temperature. The reaction was monitored by ^{11}B NMR and after about 30 min the reaction was finished. Then the solvent was removed from the filtrate under a dynamic vacuum to leave product. The prepared **1e** and K $[\text{C}(\text{NO}_2)_3]$ (0.416 g, 2.2 mmol) were added to the flask and then added 5 mL diethyl ether at ambient temperature. The yellow solid product was separated by filtration using a filter cannula and dried *in vacuo*.

3e. Yield: 62% (0.239 g); ^{11}B NMR (193 MHz, CD_3CN) δ -2.93 (t, $J_{\text{B-H}} = 116.6$ Hz) (Fig. S23a \dagger). $^{11}\text{B}\{\text{H}\}$ NMR (193 MHz, CD_3CN) δ -2.94 (s) (Fig. S23b \dagger). ^1H NMR (600 MHz, CD_3CN) δ 4.91 (s, 2H of NH_2), 2.98 (s, 3H of CH_3), 2.90–2.18 (m, 2H of BH_2) (Fig. S24a \dagger). $^1\text{H}\{^{11}\text{B}\}$ NMR (600 MHz, CD_3CN) δ 4.91 (s, 2H of NH_2), 2.98 (s, 3H of CH_3), 2.56 (s, 2H of BH_2) (Fig. S24b \dagger). ^{13}C NMR (151 MHz, CD_3CN) δ 42.28 (Fig. S25 \dagger). IR (cm^{-1}): 3172 (w), 3057 (w), 1608 (w), 1519 (w), 1361 (m), 1296 (s), 1087 (m), 1032 (m), 918 (m), 822 (m), 778 (m), 692 (m), 461 (w) (Fig. S26 \dagger).

Synthesis of $[\text{H}_2\text{B}(\text{NH}_3)_2][\text{C}(\text{NO}_2)_3]$ (**3g**)

To a solution of ammonia borane (0.031 g, 1 mmol) in THF (2 mL) was dropwise added HCl diethyl ether (1.1 mmol, 1.1 mL) *via* syringe at ambient temperature. The white solid product (**1a**) was separated by filtration using a filter cannula dried *in vacuo* for use.

(a) Repeated the literature method. The prepared **1a** was placed in a flask, and the 2 mL of THF was injected into the flask. Then excess NH_3 was bubbled into the flask for 30 min under stirring at room temperature and white precipitate was produced immediately. Then $\text{K}[\text{C}(\text{NO}_2)_3]$ (0.208 g, 1.1 mmol) in THF (5 mL) was added into the flask, the reaction mixture was stirred for 2 h and the solution turned from colourless and transparent to yellow. After filtration to remove the formed KCl, THF was removed from the filtrate under dynamic vacuum to give a yellow powder product (**3g**, 0.129 g, yield 65%).

(b) The prepared **1a** and $\text{K}[\text{C}(\text{NO}_2)_3]$ (0.208 g, 1.1 mmol) were added to a flask and then 5 mL of liquid NH_3 was condensed into the flask at -78 °C and stirred for 2 hours. Then the reaction was warm up to room temperature and liquid NH_3 was volatilized completely to leave white and yellow powder precipitate (KCl and **3g**). The yellow precipitate was extracted with 20 mL of THF. Removal of THF from the filtrate under dynamic vacuum gave a yellow powder product (0.133 g, yield 68%).

(c) The prepared **1a** and $\text{K}[\text{C}(\text{NO}_2)_3]$ (0.208 g, 1.1 mmol) were added to a flask and the 5 mL of ethyl ether was injected into the flask. The reaction was stirred for 2 h, then excess NH_3 was bubbled into the flask and white precipitate was produced immediately, the solution turned to yellow. Removal of ethyl ether from the filtrate under dynamic vacuum gave a yellow product (**3g**, 0.117 g, yield 59%).

3g. ^{11}B NMR (193 MHz, CD_3CN) δ -13.06 (t, $J_{\text{B-H}} = 110.9$ Hz) (Fig. S27a \dagger). $^{11}\text{B}\{\text{H}\}$ NMR (193 MHz, CD_3CN) δ -13.05 (s) (Fig. S27b \dagger). ^1H NMR (600 MHz, CD_3CN) δ 4.40 (t, $J_{\text{N-H}} =$

47.4 Hz, 6H of NH_3), 2.40–1.56 (m, 2H of BH_2) (Fig. S28a \dagger). $^1\text{H}\{^{11}\text{B}\}$ NMR (600 MHz, CD_3CN) δ 4.40 (t, $J_{\text{N-H}} = 47.6$ Hz, 6H of NH_3), 2.02 (m, 2H of BH_2) (Fig. S28b \dagger). IR (cm^{-1}): 3274 (m), 2444 (w), 2409 (w), 2338 (w), 1514 (s), 1408 (s), 1384 (s), 1273 (s), 1173 (m), 1093 (w), 1028 (w), 869 (w), 792 (s), 734 (s), 693 (w) (Fig. S29 \dagger).

Conflicts of interest

There are no conflicts to declare.

Acknowledgements

This work was supported by the National Natural Science Foundation of China (Grant Numbers: 21771057 to X. C., 22001061 to X.-M. C.) and China Postdoctoral Science Foundation (Grant Numbers: 2020M682309 to X.-M. C.).

Notes and references

- (a) A. Hantzsch and A. Rinckenberger, *Ber. Dtsch. Chem. Ges.*, 1899, **32**, 628–641; (b) A. A. Gidasov, V. V. Bakharev and I. K. Kukushkin, *Russ. Chem. Bull.*, 2009, **58**, 2154–2163; (c) V. Thottempudi, H. Gao and J. M. Shreeve, *J. Am. Chem. Soc.*, 2011, **133**, 6464–6471; (d) O. G. Jolodar, K. Ghauri, M. Seddighi, F. Shirini and Y. Bayat, *J. Mol. Struct.*, 2019, **1186**, 448–457; (e) A. A. Gidasov, V. A. Zalomlenkov, V. V. Bakharev, V. E. Parfenov, E. V. Yurtaev, M. I. Struchkova, N. V. Palysaeva, K. Y. Suponitsky, D. B. Lempert and A. B. Sheremetev, *RSC Adv.*, 2016, **6**, 34921–34934.
- (a) O. P. Shitov, V. A. Tartakovskiy, I. S. Golovanov, A. Y. Sukhorukov and S. L. Ioffe, *Chem.-Asian J.*, 2017, **12**, 2237–2244; (b) O. P. Shitov, V. A. Tartakovskii and S. L. Ioffe, *Chem. Heterocycl. Compd.*, 2015, **12**, 1647–1657; (c) S. L. Ioffe, A. S. Shashkov, A. L. Blyumenfel'd, L. M. Leont'eva, L. M. Makarenkova, O. B. Belkina and V. A. Tartakovskii, *Bull. Acad. Sci. USSR, Div. Chem. Sci.*, 1976, **25**, 2371–2379; (d) S. L. Ioffe, A. V. Kalinin, B. N. Khasapov, L. M. Leont'eva and V. A. Tartakovskii, *Bull. Acad. Sci. USSR, Div. Chem. Sci.*, 1978, **27**, 1019–1021; (e) O. P. Shitov, L. M. Leont'eva, S. L. Ioffe, B. N. Khasanov, V. M. Novikov, A. U. Stepanyants and V. A. Tartakovskii, *Bull. Acad. Sci. USSR, Div. Chem. Sci.*, 1974, **23**, 2684–2691; (f) S. L. Ioffe, A. V. Kalinin, T. N. Golovina, B. N. Khasapov and V. A. Tartakovskii, *Bull. Acad. Sci. USSR, Div. Chem. Sci.*, 1978, **27**, 816–819.
- T. M. Klapötke and B. K. Richard Moll, *Chem.-Eur. J.*, 2013, **36**, 12113–12123.
- T. M. Klapötke, B. Krumm, M. Rusana and J. J. Sabatini, *Chem. Commun.*, 2014, **50**, 9581–9583.
- G. Bélanger-Chabot, M. Rahm, R. Haiges and K. O. Christe, *Angew. Chem., Int. Ed.*, 2013, **52**, 11002–11006.
- G. Bélanger-Chabot, M. Rahm, R. Haiges and K. O. Christe, *Angew. Chem., Int. Ed.*, 2015, **54**, 11730–11734.
- (a) M. Liu, L. Zhou, X. Luo, C. Wan and L. Xu, *Catalysts*, 2020, **10**, 788–822; (b) U. B. Demirci, *Energies*, 2020, **13**, 3071–3115;



- (c) U. B. Demirci, *Int. J. Hydrogen Energy*, 2017, **42**, 9978–10013; (d) A. Rossin and M. Peruzzini, *Chem. Rev.*, 2016, **116**, 8848–8872; (e) Y. Lin and W. L. Mao, *Chin. Sci. Bull.*, 2014, **59**, 5235–5240; (f) V. Rizzi, D. Polino, E. Sicilia, N. Russo and M. Parrinello, *Angew. Chem., Int. Ed.*, 2019, **58**, 3976–3980.
- 8 (a) H. Li, Qi. Yang, X. Chen and S. G. Shore, *J. Organomet. Chem.*, 2014, **751**, 60–66; (b) H. Li, R. Wang, Q. Xia, Q. Yang, P. Wang, C. Wei, N. Ma and X. Chen, *Chem. Res.*, 2018, **29**, 118–124; (c) C. Cui, Y. Ma, J. Zhang and X. Chen, *Chem. Res.*, 2019, **30**, 454–462.
- 9 (a) P. J. Silva and M. J. Ramos, *J. Org. Chem.*, 2009, **74**, 6120–6129; (b) E.-C. Koch and T. M. Klapötke, *Propellants Explos. Pyrotech.*, 2012, **37**, 335–344; (c) P. Srivastava and H. J. Singh, *J. Energ. Mater.*, 2010, **28**, 202–218; (d) H. A. LeTourneau, R. E. Birsch, G. Korbeck and J. L. Radkiewicz-Poutsma, *J. Phys. Chem. A*, 2005, **109**, 12014–12019; (e) D. H. Campbell, T. C. Bissot and R. W. Parry, *J. Am. Chem. Soc.*, 1958, **80**, 1549–1552.
- 10 (a) S. Toyota, T. Futawaka, M. Asakura, H. Ikeda and M. Oki, *Organometallics*, 1998, **17**, 4155–4163; (b) A. P. M. Robertson, M. F. Haddow and I. Manners, *Inorg. Chem.*, 2012, **51**, 8254–8264; (c) H. K. Lingam, X. Chen, J.-C. Zhao and S. G. Shore, *Chem.–Eur. J.*, 2012, **18**, 3490–3492; (d) R. Kumar and B. R. Jagirdar, *Inorg. Chem.*, 2013, **52**, 28–36; (e) C. T. Hoang, I. Prokes, G. J. Clarkson, M. J. Rowland, J. H. R. Tucker, M. Shipman and T. R. Walsh, *Chem. Commun.*, 2013, **49**, 2509–2511; (f) B. Icli, E. Sheepwash, T. Riis-Johannessen, K. Schenk, Y. Filinchuk, R. Scopellitia and K. Severin, *Chem. Sci.*, 2011, **2**, 1719–1721.
- 11 (a) M. G. Hu and R. A. Geanangel, *Inorg. Chem.*, 1979, **18**, 3297–3301; (b) D. R. Ketchum, A. L. DeGraffenreid, P. M. Niedenzu and S. G. Shore, *J. Mater. Res.*, 1999, **14**, 1934–1938; (c) H. K. Lingam, C. Wang, J. C. Gallucci, X. Chen and S. G. Shore, *Inorg. Chem.*, 2012, **51**, 13430–13436.
- 12 (a) O. J. Metters, A. M. Chapman, A. P. M. Robertson, C. H. Woodall, P. J. Gates, D. F. Wass and I. Manners, *Chem. Commun.*, 2014, **50**, 12146–12149; (b) C. R. Balulescu and P. C. Keller, *Inorg. Chem.*, 1978, **17**, 3707–3708; (c) O. T. Beachley and B. Washburn, *Inorg. Chem.*, 1975, **14**, 120–123; (d) W. H. Myers, G. E. Ryschkewitsch, M. A. Mathur and R. W. King, *Inorg. Chem.*, 1975, **14**, 2874–2881; (e) W. H. Myers and G. E. Ryschkewitsch, *Inorg. Chem.*, 1978, **17**, 1157–1159.
- 13 (a) P. J. Bratt, K. R. Seddon and I. A. Steer, *Inorg. Chim. Acta*, 1974, **10**, 191–195; (b) M. P. Brown, R. W. Heseltine, P. A. Smith and P. J. Walker, *J. Chem. Soc. A*, 1970, 410–414; (c) H. C. Kelly, S. C. Yasui and R. B. Twiss-Brooks, *Inorg. Chem.*, 1984, **23**, 2220–2223; (d) W. H. Myers, G. E. Ryschkewitsch, M. A. Mathur and R. W. King, *Inorg. Chem.*, 1975, **14**, 2874–2881.
- 14 (a) D. R. Schultz and R. W. Parry, *J. Am. Chem. Soc.*, 1958, **80**, 4–8; (b) S. G. Shore and R. W. Parry, *J. Am. Chem. Soc.*, 1958, **80**, 8–12; (c) S. G. Shore and R. W. Parry, *J. Am. Chem. Soc.*, 1958, **80**, 12–15; (d) R. W. Parry and S. G. Shore, *J. Am. Chem. Soc.*, 1958, **80**, 15–20; (e) H. K. Lingam, X. Chen, J.-C. Zhao and S. G. Shore, *Chem.–Eur. J.*, 2012, **18**, 3490–3492.
- 15 (a) U. Vogel, P. Hoemensch, K.-C. Schwan, A. Y. Timoshkin and M. Scheer, *Chem.–Eur. J.*, 2003, **9**, 515–519; (b) C. Marquardt, A. Adolf, A. Stauber, M. Bodensteiner, A. V. Virovets, A. Y. Timoshkin and M. Scheer, *Chem.–Eur. J.*, 2013, **19**, 11887–11891; (c) C. Marquardt, C. Thoms, A. Stauber, G. Balázs, M. Bodensteiner and M. Scheer, *Angew. Chem., Int. Ed.*, 2014, **53**, 3727–3730.
- 16 (a) M. Göbel, T. M. Klapötke and P. Mayer, *Z. Anorg. Allg. Chem.*, 2006, **632**, 1043–1050; (b) A. A. Gakh, J. C. Bryan, M. N. Burnett and P. V. Bonnesen, *J. Mol. Struct.*, 2000, **520**, 221–228.
- 17 (a) R. W. Parry and S. G. Shore, *J. Am. Chem. Soc.*, 1958, **80**, 15–20; (b) X. Chen, X. Bao, J.-C. Zhao and S. G. Shore, *J. Am. Chem. Soc.*, 2011, **133**, 14172–14175.
- 18 O. E. Dragomir, M. J. Tummers, E. H. van Veen, A. E. D. M. van der Heijden and D. J. E. M. Roekaerts, *Combust. Flame*, 2009, **156**, 1810–1817.
- 19 Y. Huang, H. Gao, B. Twamley and J. M. Shreeve, *Eur. J. Inorg. Chem.*, 2007, 2025–2030.

