


 Cite this: *RSC Adv.*, 2021, **11**, 7564

 Received 10th December 2020  
 Accepted 8th February 2021

DOI: 10.1039/d0ra10413b

[rsc.li/rsc-advances](http://rsc.li/rsc-advances)

# Novel synthesis of benzotriazolyl alkyl esters: an unprecedented CH<sub>2</sub> insertion†

 Mohamed Elagawany,<sup>abc</sup> Lingaiah Maram<sup>ab</sup> and Bahaa Elgendy<sup>ID \*abd</sup>

We have developed a novel method for the synthesis of benzotriazolyl alkyl esters (BAEs) from *N*-acylbenzotriazoles and dichloromethane (DCM) under mild conditions. This reaction is one of few examples to show the use of DCM as a C-1 surrogate in carbon–heteroatom bond formation and to highlight the versatility of using DCM as a methylene building block.

## Introduction

Benzotriazolyl alkyl esters (BAEs) are bifunctional building blocks that can be used for the construction of a myriad of multifunctional chemical compounds. The benzotriazolyl (Bt) and acyloxy groups are good leaving groups and can be selectively eliminated to provide useful scaffolds for the synthesis of important chemical compounds. For example, upon treatment of benzotriazolyl alkyl esters with organozinc reagents, one can substitute the benzotriazolyl moiety with several groups (*e.g.* alkyl, aryl, alkenyl,...*etc*) to synthesize esters.<sup>1</sup> Alternatively, chemoselective reduction of benzotriazolyl alkyl esters with SmI<sub>2</sub> leads to the cleavage of the acyloxy group and formation of a Bt bearing radical that undergoes cross-coupling with carbonyl compounds to form a variety of β-(benzotriazole-1-yl)alcohols.<sup>2</sup>

Multifunctional ligands based on the BAE moiety (*i.e.* **I** and **II**, Fig. 1) were developed as nitrogen-donor ligands, and were shown to have the ability to coordinate to transition metals such as Rh(I), Ir(I), and Co(II). These ligands stabilized their metal ions in multiple oxidation states and geometries, and improved their activity in the carbonylation of methanol. These ligands were synthesized by condensation of the hydroxymethylbenzotriazole and carboxylic acids in DCM in the presence of DCC, DMAP, and 4-pyrrolidinopyridine.<sup>3</sup>

Aryl azo benzotriazolyl alkyl esters (**III**, Fig. 1) are used as masked enzyme substrates that can be detected by surface-enhanced resonance Raman scattering (SERRS) only after hydrolysis by the enzyme of interest. This enzymatic hydrolysis generates the dye that has

strong affinity to the surface and can be detected by SERRS at very low levels and consequently allow for an enzyme assay with ultra-sensitivity for enzyme turnover monitoring.<sup>4–6</sup>

The most common synthetic approaches to synthesize BAEs are condensation of the hydroxymethylbenzotriazole and carboxylic acids,<sup>3</sup> and the reaction of the appropriate sodium benzotriazolate with chloromethyl esters.<sup>4</sup>

Dichloromethane (DCM) is reported to react with strong nucleophiles,<sup>7–9</sup> and bases.<sup>10</sup> For example, DCM is reported to degrade at low temperature in bispidine and give 1,3-

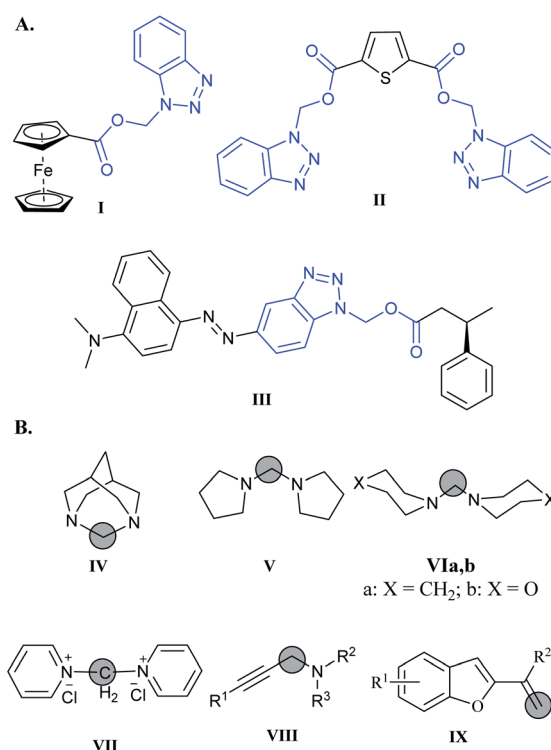


Fig. 1 (A) Examples of multifunctional ligands based on BAE moiety (**I** and **II**) and aryl azo BAE enzyme substrates (**III**). (B) Compounds **IV**–**IX** synthesized using DCM as a C-1 surrogate.

<sup>a</sup>Department of Pharmaceutical and Administrative Sciences, University of Health Sciences and Pharmacy, St. Louis, MO 63110, USA. E-mail: belgendy@wustl.edu

<sup>b</sup>Center for Clinical Pharmacology, Washington University School of Medicine, St. Louis College of Pharmacy, St. Louis, MO 63110, USA

<sup>c</sup>Department of Pharmaceutical Chemistry, Faculty of Pharmacy, Damanhour University, Damanhour, Egypt

<sup>d</sup>Chemistry Department, Faculty of Science, Benha University, Benha 13518, Egypt

† Electronic supplementary information (ESI) available. CCDC 1998062. For ESI and crystallographic data in CIF or other electronic format see DOI: 10.1039/d0ra10413b



diazaadamantane hydrochloride (**IV**) as the major product (Fig. 1).<sup>11</sup> Methylene bridged cyclic amines such as dipyrrolidylmethane (**V**), dipiperidylmethane (**VIa**), and dimorpholinylmethane (**VIb**) are useful chelating ligands (Fig. 1). These ligands can be synthesized easily at room temperature by stirring the corresponding bases with DCM in absence of light.<sup>12</sup> Similarly, methylenebispyridinium dichloride (**VII**) was formed when pyridine was dissolved in DCM and left for long time.<sup>13</sup> DCM was used as a C-1 surrogate in several synthetic reactions. For example, Zhang *et al.* used DCM as a C-1 building block in the synthesis of propargylamines **VIII** via CuCl catalysis.<sup>14</sup> Another example was the synthesis of substituted benzofurane **IX** via a three component reaction involving DCM as a source of methylene in a C=C bond formation.<sup>15</sup>

In continuation of our work developing new synthetic approaches for the preparation of biologically active compounds,<sup>16–26</sup> we discovered and developed a new methodology for the synthesis of BAEs via CH<sub>2</sub> insertion using DCM. The new method is general, convenient and has a broad scope of applicability to various substrates.

## Results and discussion

One of our ongoing research programs is to develop tropolones as antibacterial agents.<sup>27,28</sup> While developing amino acid conjugates of aminotropones **1a**, we used acyl benzotriazole as an acylating reagent. Aminotropones were reported to couple with similar acylating reagents such as acid chlorides under conventional reaction conditions.<sup>29,30</sup> When we reacted aminotropone **1a** with acyl benzotriazole **2a** in acetonitrile (ACN) in presence of Hunig's base (Scheme 1) according to standard protocol of coupling using *N*-acyl benzotriazole as an acylating reagent,<sup>16,22</sup> we observed no progress after one hour of stirring at room temperature, and the starting materials were largely insoluble. Therefore, we added few drops of dichloromethane

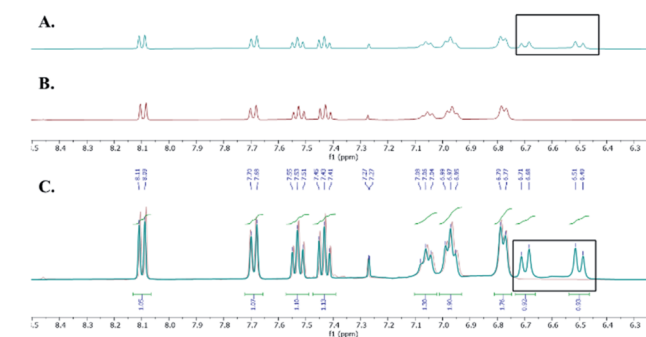
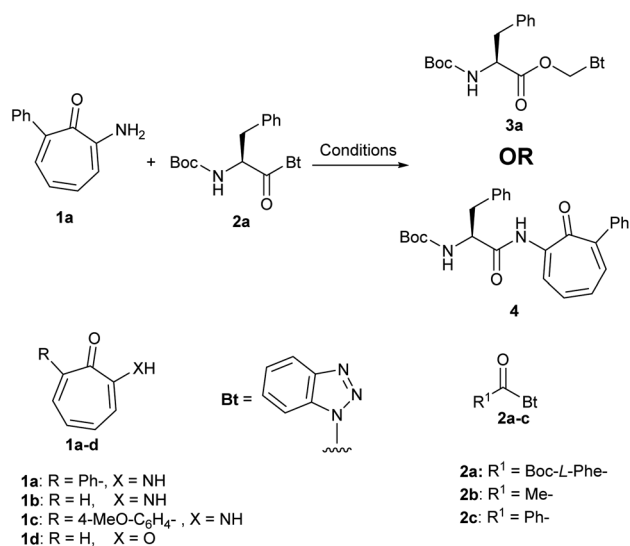


Fig. 2 (A) <sup>1</sup>H NMR of **3a**. (B) <sup>1</sup>H NMR of **3b**. (C) Overlay of <sup>1</sup>H NMR of **3a** (green) and **3b** (red).

(DCM) as a co-solvent to enhance the solubility of the starting materials. The reaction mixture became homogeneous, but no reaction took place. We repeated the reaction using one equivalent of DMAP, but no change was observed at room temperature. Heating the reaction mixture at 60 °C for 12 h led to consumption of the acyl benzotriazole and formation of a new product **3a**, which was isolated and purified (Scheme 1). Aminotropone **1a** was isolated as a side product. The molecular weight of the expected product **4** is 444, but LC/MS of **3a** showed a molecular weight of 397 (M + H) (*i.e.* 48 mass unit difference from **4** and 31 mass unit difference from **2a**). Comparing <sup>1</sup>H NMR spectrum of **3a** to spectrum of **2a** showed two additional protons at 6.50 and 7.70 ppm. The two protons appeared as doublets with the same coupling constant (*i.e.* *J* = 11.3 Hz). The <sup>13</sup>C NMR spectrum showed an extra aliphatic carbon at 68.2 ppm. We ran a series of 2D NMR to identify the product and we found that the two unexpected protons at 6.50 and 7.70 ppm are attached to the same aliphatic carbon at 68.2 ppm and the new product has the Boc-*L*-Phe moiety.

When we tried the coupling of aminotropone **1a** with either acyl benzotriazole (**2b**) and/or benzoyl benzotriazole (**2c**) (Scheme 1) under the same reaction conditions (ACN/DCM, DMAP/60 °C), we obtained products that has the same mass differences from substrates and expected products that was observed in the case of Boc-*L*-Phe-Bt (*i.e.* 31 and 48). Coupling of other aminotropones (*i.e.* **1b** and **1c**), and tropone **1d** led to the formation of similar unexpected products with 48 mass unit difference than the expected products. In both cases aminotropones (**1b** and **1c**) and tropone



Scheme 1 Reaction of aminotropones (**1a–c**) and tropone (**1d**) with acyl benzotriazoles **2a–c**.

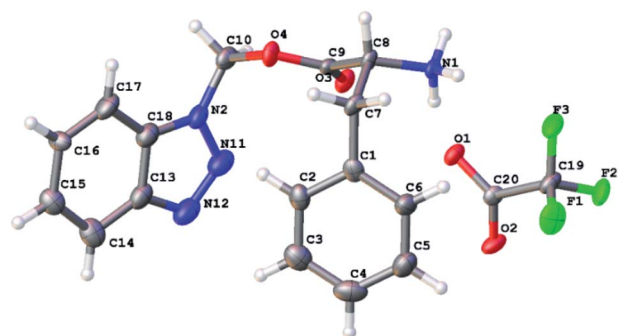


Fig. 3 An ORTEP representation of the X-ray crystallography structure of BAE **3c** with the ellipsoid shown at 50% contour % probability level.



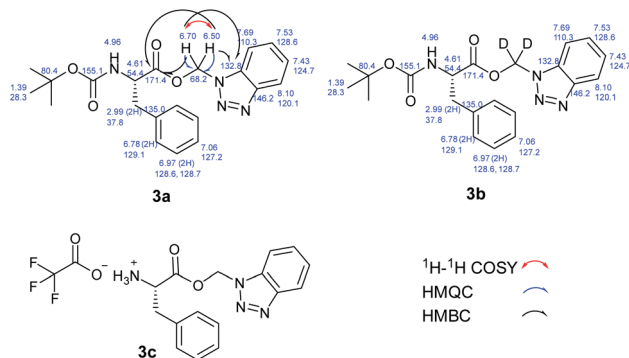


Fig. 4  $^1\text{H}$  and  $^{13}\text{C}$  Chemical shift assignments of **3a** and **3b**, and chemical structure of **3c**.

(**1d**) were isolated as side products. We repeated the reaction under same conditions but avoided using DCM as a co-solvent and we obtained the expected amide and benzotriazole as a side product.

We hypothesized that the extra  $\text{CH}_2$  was generated from DCM and to test this hypothesis, we ran the reaction in deuterated DCM. We obtained product **3b** and by analyzing and comparing the  $^1\text{H}$  NMR spectra of **3a** and **3b**, we found that the two spectra were superimposed with the extra two protons disappeared in case of deuterated DCM, which suggests that these protons are generated from DCM (Fig. 2). The molecular formula of **3a** ( $\text{C}_{21}\text{H}_{24}\text{N}_4\text{O}_4\text{Na}^+$ ) was determined by HRESIMS data ( $m/z$  419.1687 [ $\text{M} + \text{Na}$ ] $^+$ , calcd 419.1690). Similarly, the molecular formula of **3b** ( $\text{C}_{21}\text{H}_{22}\text{D}_2\text{N}_4\text{O}_4\text{Na}^+$ ) was determined by HRESIMS data ( $m/z$  421.1812 [ $\text{M} + \text{Na}$ ] $^+$ , calcd 421.1815).

Finally, we were able to determine the structure of the product to be benzotriazolyl alkyl ester using X-ray crystallography. Deprotection of the Boc group of **3a** using TFA in DCM led to the formation of **3c** that was suitable to obtain a single crystal X-ray structure (Fig. 3). The molecular formula of **3c** ( $\text{C}_{16}\text{H}_{16}\text{N}_4\text{O}_2\text{Na}^+$ ) was determined by HRESIMS data ( $m/z$  319.1165 [ $\text{M} + \text{Na}$ ] $^+$ , calcd 319.1165).

The structures of **3a** and **3b** were further confirmed following a thorough analysis of 2D NMR data. All the protons and carbons were assigned based on COSY, HSQC, and HMBC correlations (Fig. 4).

To determine if aminotropone derivatives contribute to the observed transformation, we carried out the reaction in absence of aminotropone and obtained the same product in the same reaction time and with the same yield, which indicates that aminotropone did not play a role in this transformation.

We hypothesize that the mechanism of this reaction takes place *via*: (i) base-catalysed hydrolysis of *N*-acyl benzotriazole.<sup>31</sup> (ii) *In situ* formation of chloromethyl benzotriazole through reaction of benzotriazole with DCM in presence of base (benzotriazole was reported to react with DCM in DMF in presence of sodium hydride at reflux conditions).<sup>32</sup> (iii) The base facilitates the formation of acyloxy anion that reacted with chloromethyl benzotriazole to form the desired BAE.<sup>33</sup>

To explore the scope of this reaction, we started first by optimizing the reaction conditions using synthesis of (1*H*-benzo[*d*][1,2,3]triazol-1-yl)methyl benzoate (**5a**) as a template reaction

Table 1 Optimization of conditions<sup>a</sup>

Entry	Solvent	Base	Yield (%)
1	Acetonitrile	DMAP (1 equiv.)	93
2	DCM	DMAP (1 equiv.)	93
3	DMF	DMAP (1 equiv.)	55
4	THF	DMAP (1 equiv.)	63
5	1,4-Dioxane	DMAP (1 equiv.)	N.R.
6	Toluene	DMAP (1 equiv.)	N.R.
7	Water	DMAP (1 equiv.)	N.R.
8	Ethanol	DMAP (1 equiv.)	N.R.
9	Acetonitrile	DIPEA (1–3 equiv.)	N.R.
10	Acetonitrile	TEA (1–3 equiv.)	N.R.
11	Acetonitrile	DBU (1 equiv.)	65
12	Acetonitrile	KOH (1 equiv.)	N.R.
13	Acetonitrile	<i>t</i> -BuOK (1 equiv.)	N.R.
14 <sup>b</sup>	Acetonitrile	DMAP (1 equiv.)	N.R.
15 <sup>b,c</sup>	Acetonitrile	DMAP (1 equiv.)	20
16 <sup>b,d</sup>	Acetonitrile	DMAP (1 equiv.)	50
17 <sup>b,e</sup>	Acetonitrile	DMAP (1 equiv.)	95
18 <sup>b,f</sup>	Acetonitrile	DMAP (1 equiv.)	95

<sup>a</sup> Conditions: **2c** (0.3 mmol), base (0.3 mmol), in solvent (4 mL) and DCM (1 mL) at 60 °C for 5 h. <sup>b</sup> Anhydrous solvents and inert argon conditions. <sup>c</sup>  $\text{H}_2\text{O}$  (2.0 equiv.). <sup>d</sup>  $\text{H}_2\text{O}$  (5.0 equiv.). <sup>e</sup>  $\text{H}_2\text{O}$  (10.0 equiv.). <sup>f</sup>  $\text{H}_2\text{O}$  (20.0 equiv.).

(Table 1). Screening numerous solvents revealed that ACN and DCM were the best solvents and gave the desired product **5a** in 93% yield (Table 1, entries 1 and 2). Although using DCM only as a solvent and reagent afforded the product in high yield (93%), ACN is preferred to minimize the hazardous of using larger quantity of DCM and to design a reaction that is green in nature. Replacing ACN with DMF or THF led to the formation of the product in lower yields (*i.e.* 55 and 63%, respectively) (Table 1, entries 3–4). No product was observed when ACN was replaced by 1,4-dioxane, toluene, water, or ethanol (Table 1, entries 5–8).

To identify the optimum base for the reaction, we screened several other bases in addition to DMAP in the best identified solvent (*i.e.* ACN) (Table 1, entries 9–13). DMAP was found to give the best result (Table 1, entry 1). No reaction was observed when DIPEA or TEA were used, and the starting material remained intact. When DBU was used, the product **5a** was obtained in 65% (entry 11). The use of KOH or potassium-*tert*-butoxide led to hydrolysis of the starting *N*-acyl benzotriazole **2c** (entries 12 and 13).

To further confirm the proposed mechanism and verify that water is the source of oxygen in the formed product, we have conducted a series of controlled experiments with anhydrous solvents under inert conditions and using water as a reagent to test if water is the source of oxygen and if this is the case to determine how many equivalents of water are needed to ensure sufficient reactivity (Table 1, entries 14–18). Compound **5a** was not formed using anhydrous ACN and DCM in absence of water under argon and starting materials remained intact (entry 14). When we



added H<sub>2</sub>O to the reaction, compound **5a** was formed and the best yield was achieved using 10.0 equivalents of H<sub>2</sub>O. Increasing H<sub>2</sub>O to 20 equivalents did not improve the yield further and no hydrolysis of starting materials was observed. Therefore, H<sub>2</sub>O is the source of oxygen and 10 equiv. is the optimum ratio to obtain the desired product in the model reaction.

To investigate if this kind of CH<sub>2</sub> insertion could take place with other *N*-acyl derivatives, we used *N*-phenylbenzamide and *N,N*-diphenylbenzamide as substrates (Scheme 2A). No reaction was observed in both cases under the optimized reaction conditions. Finally, we ran a competition experiment in the presence of piperidine as a strong nucleophile. The amide product was obtained exclusively with no insertion taking place at all (Scheme 2B). This observation illustrates that in presence of strong nucleophile, the coupling is the preferred pathway, which is usually the case in coupling reactions involving *N*-acyl benzotriazoles. Insertion of CH<sub>2</sub> was the favored pathway in case of aminotropones (Scheme 1) due to their weak nucleophilicity.

To further explore the generality of this reaction, we screened various aromatic acyl benzotriazoles (**2d–s**) bearing electron donating groups, electron withdrawing groups, and substituted at *o*-, *m*-, and *p*- positions of the phenyl ring. We have also used 1*H*-benzotriazol-1-yl-2-pyrazinyl methanone as a representative of heterocyclic acyl benzotriazoles. The desired BAEs (**5a–n**) were obtained in all cases in moderate to excellent yields (63–93%) (Fig. 5). It is worth mentioning that compounds **5b,e,h,k** were obtained in low yields (*i.e.* <10%) using our standard reaction conditions. Yields were improved significantly when we used DBU as a base under the same reaction conditions (*i.e.* 64–71%). Compounds **5b,e,h,k** possess *ortho*-substituents at the phenyl ring and we hypothesize that these compounds have better steric complementarity with DBU over DMAP. Compound **5p** was the only exception because it was obtained in good yield (75%) using DMAP. Although **5p** is analogous to **5h** (both **5p** and **5h** possess the same *ortho*-methoxy substituent), the *meta*-chloro substituent in **5p** most likely contributed to the observed difference in reactivity.

Aliphatic BAEs (**6a–d**) were synthesized from their corresponding *N*-acylbenzotriazoles (Fig. 6). Acetate, propionate, and phenylacetate derivatives were synthesized in 88–93% yield. The adamantane-1-carboxylate benzotriazolyl alkyl ester (**6d**) was synthesized in 91% yield. Moreover, we extended our new

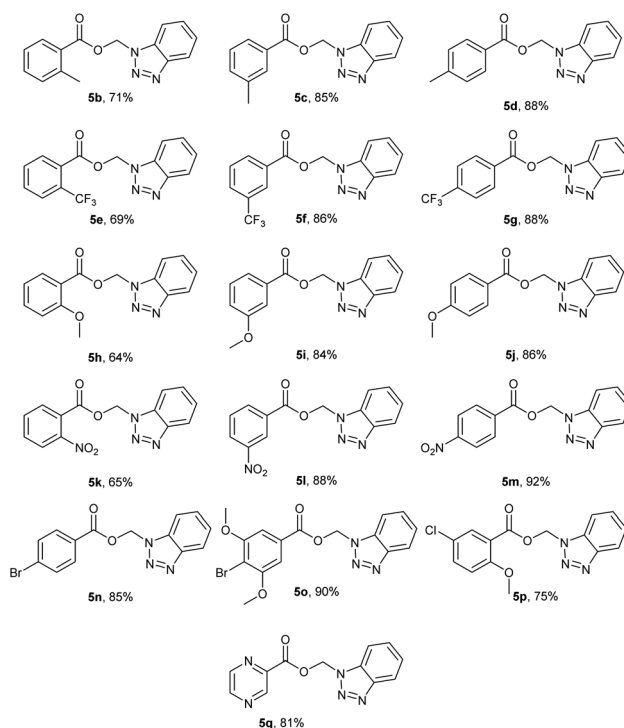


Fig. 5 Benzotriazolyl alkyl esters (BAEs) **5a–n**.

methodology to synthesize amino acid derivatives of benzotriazolyl alkyl ester. Boc-L-Phe- benzotriazolyl alkyl ester (**3a**, Fig. 4) was synthesized in 94% yield. This compound was deprotected in TFA/DCM (1 : 1) and gave the free amino acid derivative **3c** in quantitative yield (Fig. 4). Using deuterated DCM afforded compound **3b** in 91% yield (Fig. 4). This clearly showed that our method was compatible with Boc protecting group. The method was also compatible with Cbz protecting group and we synthesized both Cbz-L-Phe- and Cbz-L-Val-

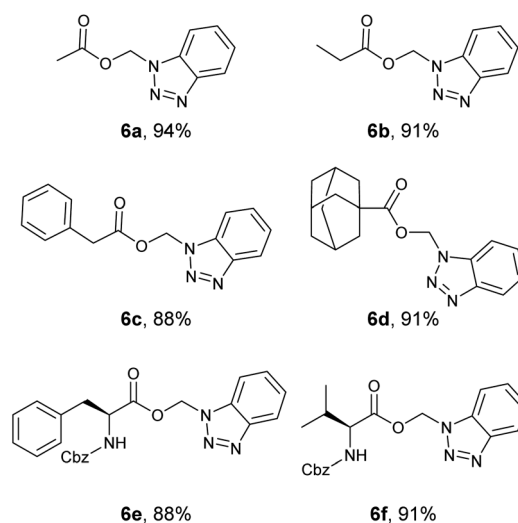
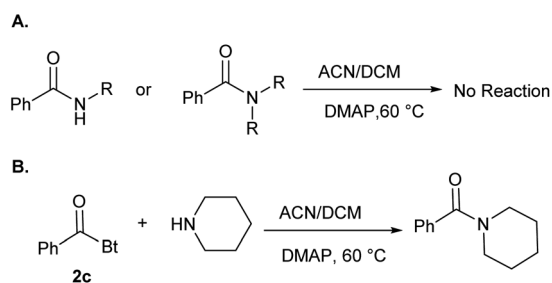


Fig. 6 Benzotriazolyl alkyl esters (BAEs) **6a–f**.



Scheme 2 (A) Reaction of *N*-phenylbenzamide and *N,N*-diphenylbenzamide with DCM. (B) Competition experiment using piperidine as a nucleophile.



benzotriazolyl alkyl ester (**6e** and **6f**) in 88 and 91% yield, respectively.

## Conclusions

In summary, we have developed a simple and practical method for the synthesis of benzotriazolyl alkyl esters (BAEs), which are bi-functional building blocks useful for the synthesis of numerous multifunctional compounds. The structure of BAE **3c** was confirmed using X-ray crystallography. We used DCM as a C-1 surrogate in a carbon-heteroatom bond formation under metal-free conditions that highlights the versatility of using DCM as a building block. The new method is convenient and requires simple operation, applicable to broad scope of substrates, and products are obtained in high yields.

## Conflicts of interest

There are no conflicts to declare.

## Acknowledgements

We would like to thank the Center for Clinical Pharmacology, Washington University School of Medicine and St. Louis College of Pharmacy, St. Louis, MO 63110, USA.

## Notes and references

- 1 A. R. Katritzky, S. Rachwal and B. Rachwal, A Novel Synthesis of Esters *via* Substitution of the Benzotriazolyl Group in 1-(Benzotriazol-1-yl)alkyl Esters with Organozinc Reagents, *Synthesis*, 1991, **1991**, 69–73.
- 2 X. Wang, H. Mao, G. Xie and J. Du, Chemoselective Removal of Acyloxy in 1-(Benzotriazole-1-yl)alkyl Esters and Its Application in the Preparation of  $\beta$ -(Benzotriazole-1-yl) alcohols, *Synth. Commun.*, 2008, **38**, 2908–2918.
- 3 C. M. Thomas, B. Therrien, A. Neels, H. Stöckli-Evans and G. Süss-Fink, New benzotriazole derivatives as multifunctional ligands, *J. Organomet. Chem.*, 2002, **658**, 251–258.
- 4 N. P. Power, D. Bethell, L. Proctor, E. Latham and P. Dawson, Chloromethyl chlorosulfate: a new, catalytic method of preparation and reactions with some nucleophiles, *Org. Biomol. Chem.*, 2004, **2**, 1554–1562.
- 5 A. M. Ingram, K. Stirling, K. Faulds, B. D. Moore and D. Graham, Investigation of enzyme activity by SERRS using poly-functionalised benzotriazole derivatives as enzyme substrates, *Org. Biomol. Chem.*, 2006, **4**, 2869–2873.
- 6 B. D. Moore, L. Stevenson, A. Watt, S. Flitsch, N. J. Turner, C. Cassidy and D. Graham, Rapid and ultra-sensitive determination of enzyme activities using surface-enhanced resonance Raman scattering, *Nat. Biotechnol.*, 2004, **22**, 1133–1138.
- 7 S. Bekkevoll, I. Svorstøl, H. Høiland and J. Songstad, Solvent Properties of Dichloromethane. 1. The Reactivity of Dichloromethane toward Some Ionic Nucleophiles. Dichloromethane as Solvent for Finkelstein Reactions, *Acta Chem. Scand.*, 1983, **37b**, 935–945.
- 8 G. O. Nevstad, J. Songstad, B. Rodriguez, L. Mörch and T. Norin, Solvent Properties of Dichloromethane. II. The Reactivity of Dichloromethane Toward Amines, *Acta Chem. Scand.*, 1984, **38b**, 469–477.
- 9 J. E. Mills, C. A. Maryanoff, R. M. Cosgrove, L. Scott and D. F. McComsey, The Reaction of Amines with Methylene Chloride. A BRIEF REVIEW, *Org. Prep. Proced. Int.*, 1984, **16**, 97–114.
- 10 G. L. Closs and L. E. Closs, Carbenes from Alkyl Halides and Organolithium Compounds. I. Synthesis of Chlorocyclopropanes, *J. Am. Chem. Soc.*, 1960, **82**, 5723–5728.
- 11 H. Cui, R. Goddard and K.-R. Pörschke, Degradation of dichloromethane by bispidine, *J. Phys. Org. Chem.*, 2012, **25**, 814–827.
- 12 S. J. Kyran, S. G. Sanchez, C. J. Arp and D. J. Darensbourg, Syntheses and Structures of  $[\text{CH}_2(\text{NC}_n\text{H}_2\text{n})_2]\text{Mo}(\text{CO})_4$  ( $n = 4, 5$ ) Complexes with Bis(cycloamine) Ligands Easily Prepared from  $\text{CH}_2\text{Cl}_2$ , *Organometallics*, 2015, **34**, 3598–3602.
- 13 A. B. Rudine, M. G. Walter and C. C. Wamser, Reaction of Dichloromethane with Pyridine Derivatives under Ambient Conditions, *J. Org. Chem.*, 2010, **75**, 4292–4295.
- 14 D. Yu and Y. Zhang, Copper-Catalyzed Three-Component Coupling of Terminal Alkyne, Dihalomethane and Amine to Propargylic Amines, *Adv. Synth. Catal.*, 2011, **353**, 163–169.
- 15 J.-P. Wan, H. Wang, Y. Liu and H. Ding, Synthesis of 2-Vinylbenzofurans *via* the Copper-Catalyzed Multicomponent Reactions Involving an Oxa-Michael/Arylation/Vinylation Cascade, *Org. Lett.*, 2014, **16**, 5160–5163.
- 16 A. R. Katritzky, B. E.-D. M. El-Gendy, E. Todadze and A. A. A. Abdel-Fattah, ( $\alpha$ -Aminoacyl)amino-Substituted Heterocycles and Related Compounds, *J. Org. Chem.*, 2008, **73**, 5442–5445.
- 17 A. R. Katritzky, M. Yoshioka-Tarver, B. E.-D. M. El-Gendy and C. D. Hall, Synthesis and photochemistry of pH-sensitive GFP chromophore analogs, *Tetrahedron Lett.*, 2011, **52**, 2224–2227.
- 18 B. Draghici, B. E.-D. M. El-Gendy and A. R. Katritzky, Synthesis of Benzoxazines, Quinazolines and 4H-Benzo[e][1,3]thiazine by ANRORC Rearrangements of 1,2,4-Oxadiazoles, *Synthesis*, 2012, **44**, 547–550.
- 19 E. H. Ghazvini Zadeh, B. E.-D. M. El-Gendy, A. G. Pop and A. R. Katritzky, Synthesis of chiral  $\alpha$ -amino acid-derived 1H-1,2,4-triazoles and 1,2,4-triazines, *Med. Chem. Commun.*, 2012, **3**, 52–55.
- 20 M. El Khatib, M. Elagawany, F. Jabeen, E. Todadze, O. Bol'Shakov, A. Oliferenko, L. Khelashvili, S. A. El-Feky, A. Asiri and A. R. Katritzky, Traceless chemical ligations from O-acyl serine sites, *Org. Biomol. Chem.*, 2012, **10**, 4836–4838.
- 21 M. El Khatib, M. Elagawany, E. Todadze, L. Khelashvili, S. A. El-Feky and A. R. Katritzky, Microwave-assisted regioselective synthesis of pseudohalohydrin esters, *Synlett*, 2012, **23**, 1384–1388.



- 22 M. El Khatib, M. Elagawany, E. Çalişkan, E. F. Davis, H. M. Faidallah, S. A. El-Feky and A. R. Katritzky, Total synthesis of cyclic heptapeptide Rolloamide B, *Chem. Commun.*, 2013, **49**, 2631–2633.
- 23 M. Elagawany and M. A. Ibrahim, An improved route for the synthesis of Rolloamide B, *Tetrahedron Lett.*, 2016, **57**, 3837–3840.
- 24 M. A. Ibrahim, M. Elagawany and T. S. Ibrahim, Green and catalyst-free synthesis of olsalazine analogs, *Green Chem. Lett. Rev.*, 2016, **9**, 91–95.
- 25 T. S. Ibrahim, I. A. Seliem, S. S. Panda, A. M. M. Al-Mahmoudy, Z. K. M. Abdel-Samii, N. A. Alhakamy, H. Z. Asfour and M. Elagawany, An Efficient Greener Approach for *N*-acylation of Amines in Water Using Benzotriazole Chemistry, *Molecules*, 2020, **25**, 2501.
- 26 W. Saaed, M. Elagawany, M. M. Azab, A. S. Amin, N. P. Rath, L. Hegazy and B. Elgendy, Catalyst-and organic solvent-free synthesis, structural, and theoretical studies of 1-arylideneamino-2,4-disubstituted-2-imidazoline-5-ones, *Results Chem.*, 2020, **2**, 100042.
- 27 M. Elagawany, L. Hegazy, F. Cao, M. J. Donlin, N. Rath, J. Tavis and B. Elgendy, Identification of 4-isopropylthiotropolone as a novel anti-microbial: regioselective synthesis, NMR characterization, and biological evaluation, *RSC Adv.*, 2018, **8**, 29967–29975.
- 28 F. Cao, C. Orth, M. J. Donlin, P. Adegboyega, M. J. Meyers, R. P. Murelli, M. Elagawany, B. Elgendy and J. E. Tavis, Synthesis and Evaluation of Troponoids as a New Class of Antibiotics, *ACS Omega*, 2018, **3**, 15125–15133.
- 29 A. Mori, T. Itoh, H. Taya, K. Kubo, S. Ujiie, U. Baumeister, S. Diele and C. Tschierske, Mesomorphic property of 2,5-dibenzoyloxy-, 5-benzoylamino-2-benzoyloxy-, and 2,5-dibenzoylamino-tropones with mono-, di-, and tri-alkoxy groups on the benzoyl groups and their benzenoid derivatives, *Liq. Cryst.*, 2010, **37**, 355–368.
- 30 M. Richter, V. Boldescu, D. Graf, F. Streicher, A. Dimoglo, R. Bartenschlager and C. D. Klein, Synthesis, Biological Evaluation, and Molecular Docking of Combretastatin and Colchicine Derivatives and their hCE1-Activated Prodrugs as Antiviral Agents, *ChemMedChem*, 2019, **14**, 469–483.
- 31 M. Reboud-Ravaux, *N*-Acetylbenzotriazole hydrolysis and aminolysis. Brønsted relationships and rate-determining steps in the uncatalyzed and catalyzed aminolysis, *J. Am. Chem. Soc.*, 1980, **102**, 1039–1046.
- 32 A. A. Joshi and C. L. Viswanathan, Docking studies and development of novel 5-heteroaryl-amino-2,4-diamino-8-chloropyrimido-[4,5-*b*]quinolines as potential antimalarials, *Bioorg. Med. Chem. Lett.*, 2006, **16**, 2613–2617.
- 33 A. R. Katritzky, W. Kuzmierkiewicz, B. Rachwal, S. Rachwal and J. Thomson, The chemistry of *N*-substituted benzotriazoles. Part 5. Reactions of benzotriazole with aldehydes and thionyl chloride—formation of (benzotriazol-1-yl)-1-chloroalkanes and bis(benzotriazolyl) alkanes, *J. Chem. Soc., Perkin Trans. 1*, 1987, 811–817.

