


 Cite this: *RSC Adv.*, 2021, 11, 1783

Preparation of spiro[indole-3,5'-isoxazoles] via Grignard conjugate addition/spirocyclization sequence†

 Alexander V. Aksenov,^{id}*^a Dmitrii A. Aksenov,^{id}^a Nicolai A. Aksenov,^{id}^a Anton A. Skomorokhov,^a Elena V. Aleksandrova^a and Michael Rubin^{id}*^{ab}

 Received 3rd December 2020
 Accepted 21st December 2020

DOI: 10.1039/d0ra10219a

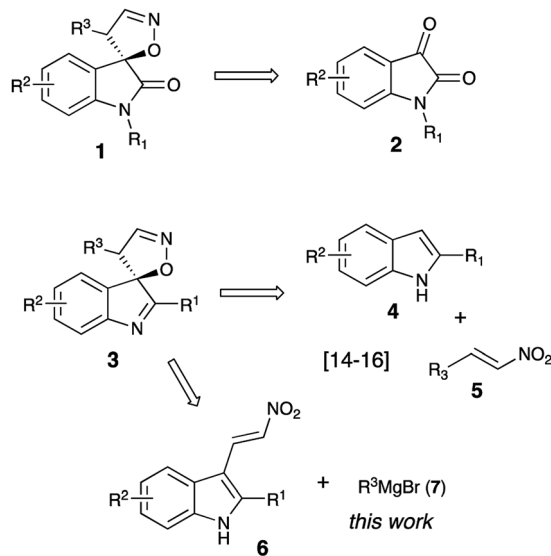
rsc.li/rsc-advances

A highly efficient one-pot procedure combining conjugate addition of Grignard reagents to (2-nitroalkenyl) indoles and sub-sequent Brønsted acid-assisted spirocyclization allowed for preparation of 4'*H*-spiro[indole-3,5'-isoxazoles] in a diastereomerically selective fashion. Utilization of alkyl Grignard reagents provided an easy access to 4'-alkylsubstituted derivatives hardly available by other means.

Introduction

Due to their diverse biological profiles and important pharmaceutical activities, natural and synthetic spiroheterocycles have been the constant focus of attention of many research groups as synthetic targets.^{1–3} Although the subjects of the present study, 4'*H*-spiro[indoline-3,5'-isoxazoles] and 4'*H*-spiro[indole-3,5'-isoxazoles], have not been found in nature, they share a privileged polycyclic framework with an array of highly potent natural products.^{1,2,4–8} The chemistry of related 4'*H*-spiro[indoline-3,5'-isoxazol]-2-ones (**1**) is much better known, and quite a few methods toward their synthesis have been developed to date. Most of these employ readily available isatin precursors **2** as a synthetic platform (Scheme 1), and typically involve an acid-assisted 1,5-spirocyclization of monoximes of 3-ene-2,5-diones,^{9,10} [3 + 2]-cycloaddition of nitrile oxides to 3-methyleneoxindoles,^{11–13} or metal-catalyzed selective vinylation of isatin oximes with vinylboronic acids.¹⁴ However, any subsequent manipulations at the carbonyl moiety, should they be required, would be limited by the vulnerability of the α -spirocyclic fragment in **1**. We have recently reported a highly efficient and diastereoselective formal [4 + 1]-spirocyclization of indoles with nitroolefins serving as unusual 1,4-CCNO dipoles (Scheme 1).^{15–17} This reaction proceeded in the presence of phosphorous acid, affording very good yields of spiroindoles **3**, hardly accessible by other means. For a series of these compounds promising

antitumor activity against neuroblastoma cells was discovered.¹⁶ Implementing a synthesis of focused libraries for SAR studies, we stumbled upon a limitation of this previously published method, which proved to work great for preparation of compounds possessing an aryl substituent at C-4' ($R^3 = \text{Ar}$). Primary alkyl groups, however, could not be efficiently introduced this way as the corresponding nitroalkenes **5** ($R^3 = 1^\circ\text{-Alk}$) seldom produce spirocyclic products **3** in acceptable yields. Herein we disclose an improved design of an alternative and more general approach featuring a diversity-oriented late-stage introduction of substituent R^3 *via* the nucleophilic addition of Grignard reagents **7** to nitroolefins **6**. At this point we did not set a goal to pursue the library synthesis, but wanted to evaluate the new synthetic protocol.



Scheme 1

^aDepartment of Chemistry, North Caucasus Federal University, 1a Pushkin St., Stavropol 355009, Russian Federation. E-mail: alexaks05@rambler.ru

^bDepartment of Chemistry, University of Kansas, 1567 Irving Hill Road, Lawrence, KS 66045-7582, USA. E-mail: mrubin@ku.edu; Fax: +1-785-864-5396; Tel: +1-785-864-5071

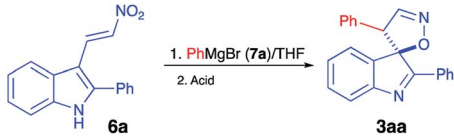
† Electronic supplementary information (ESI) available. CCDC 2024756. For ESI and crystallographic data in CIF or other electronic format see DOI: 10.1039/d0ra10219a



Results and discussion

It should be pointed out that the featured spirocyclization is believed to proceed *via* formation of nitronic acid **8** (Scheme 2). According to the first-generation method, this key intermediate is generated *via* nucleophilic addition of indoles **4** to nitroalkenes **5** which, in turn, are accessible *via* Henry reaction between nitromethane and aldehydes **9**. Thus, this method greatly depends on the availability of the corresponding nitroalkenes, and an attempt at diversification of the R³ substituent would require a whole array of Henry reactions to be carried out in order to gain access to different nitroalkenes **5**. To avoid this bottleneck, we penciled down an alternative design, in which nitronic acid **8** would be generated in a one-pot fashion after conjugate nucleophilic addition of Grignard reagents to nitroolefin **6**.^{18–26} When only the diversification of the R³ substituent is pursued, structure **6** could serve as a common intermediate, prepared in a single scaled-up experiment *via* Henry reaction of readily available 3-indolylaldehyde **10** (Scheme 2). To test this idea, (*E*)-3-(2-nitrovinyl)-2-phenyl-1*H*-indole (**6a**) was subjected to a reaction with phenylmagnesium bromide (**7a**) in dry THF. The first step of the reaction, involving conjugate nucleophilic addition proceeded smoothly, but the acid-assisted spirocyclization step required some optimization. Originally, a mixture of phosphorous and formic acids was employed as an optimal medium for this step.¹⁶ This mixture, however, provided marginal results when used for work up of the nitronate generated in the reaction with a Grignard reagent. A complex mixture of products was formed with partial resinification, and the content of the spirocyclic product **3aa** was 51% (Table 1, entry 1). The situation was improved slightly when the acidic work up was carried out at 0 °C. Spirane **3aa** was formed in 67% yield and isolated along with *ca.* 6% of an unidentified impurity

Table 1 Optimization of spirocyclization towards **2aa**

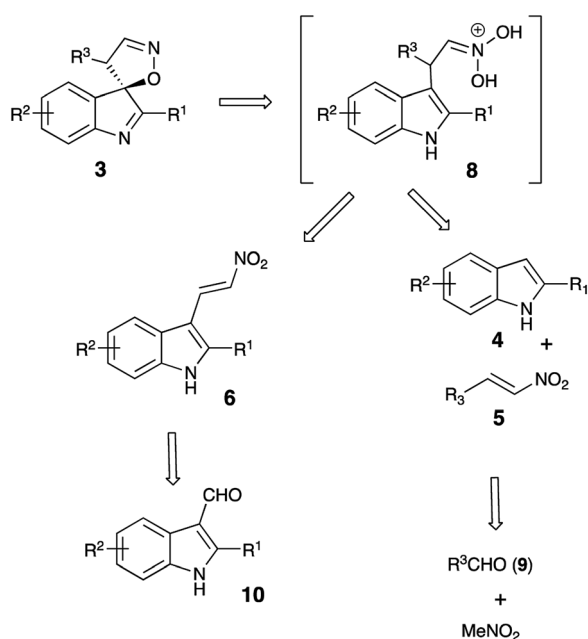


#	Acid (temperature, °C)	Solvent	3aa ^a (yields, %)
1	H ₃ PO ₃ (20)	HCOOH	51 ^b
2	H ₃ PO ₃ (0)	HCOOH	67 ^b
3	H ₂ SO ₄ (0)	CH ₃ COOH	62 ^b
4	H ₃ PO ₄ (0)		45
5	CH ₃ SO ₃ H (0)		51
6	37% HCl (0)	H ₂ O	72 ^c

^a Yields were determined by ¹H NMR analysis of crude reaction mixtures. ^b Crude product contained *ca.* 8% of unidentified inseparable impurity. Yields provided are recalculated for the pure **3aa** content. ^c Isolated yield of purified product is provided, dr 10 : 1.

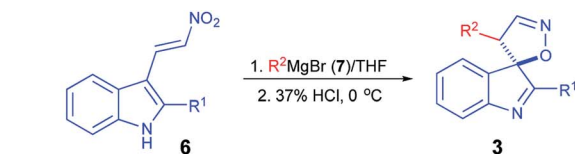
(entry 2). The same impurity was present in notable amounts in the crude product, isolated from the mixture quenched with sulfuric acid in acetic acid (entry 3). Unfortunately, this impurity proved to be inseparable, so further exercises with these quenching reagents were counterproductive, so we started to look for alternatives. Among many other strong acids tested, we found that the quench with orthophosphoric and methanesulfonic acids afforded only 45% and 51% of **3aa**, respectively, but in both cases, these were pure samples (entries 4 and 5). The best yield of 72% of spirane was obtained after work up in ice-cold concentrated hydrochloric acid (entry 6). Diastereomeric purity of this material was *ca.* 10 : 1.

With optimized reaction conditions in hand, we proceeded with the synthesis of several arrays of spirocyclic structures in order to investigate the scope and limitations of the featured transformation. In the first series of experiments, nitroalkene **6a** was treated with phenyl- (**7a**), *o*-tolyl- (**7b**), *p*-cumyl- (**7c**), 3,4-xylyl- (**7d**), and 2-naphthyl- (**7e**) magnesium bromides. All of these reactions proceeded smoothly, affording, after acidic quench, the corresponding spiranes **3aa–3ae** in good yields (Scheme 3). Next, the same substrate was subjected in the reaction with a series of Grignard reagents (**7f–7i**), derived from fluorinated aromatic hydrocarbons. Again, spiranes **3af–3ai** were formed smoothly, albeit in somewhat lower yields. Reaction with *m*-anisylmagnesium bromide (**7j**) provided spirocyclic product **3aj**, thus showcasing the tolerance of the method to the presence of the ether function (Scheme 3). Most importantly, reactions with 1°-alkyl Grignard reagents **7k–m** also worked well, yielding the corresponding spiranes alkyl-substituted at C-4', which were not easily available *via* previous version of the spirocyclization.¹⁶ We also tested reactions of two other nitroalkenes, **6b** and **6c**, bearing the bulky 2-naphthyl and small methyl group at C-2 of indole core, respectively. It seems that the steric hindrance at this position has a positive effect on the featured transformation. Indeed, yields of naphthyl-substituted products **3ba–3bm** were consistently higher than their methyl-



Scheme 2

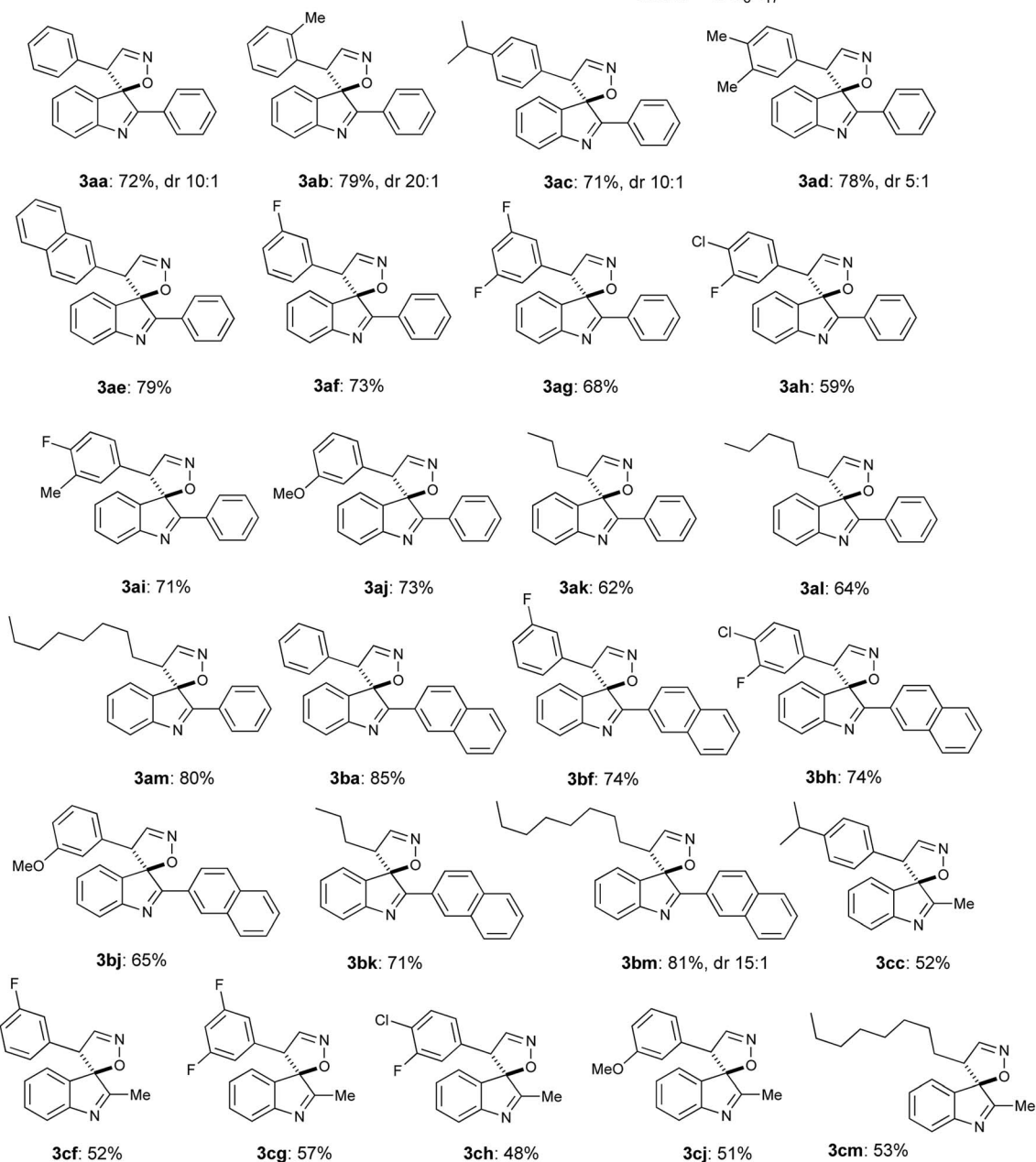




6a: R¹ = Ph;
6b: R¹ = 2-naphthyl;
6c: R¹ = Me

7a: R² = Ph;
7b: R² = 2-MeC₆H₄;
7c: R² = 4-(*i*-Pr)C₆H₄;
7d: R² = 3,4-Me₂C₆H₃;
7e: R² = 2-naphthyl;
7f: R² = 3-FC₆H₄;

7g: R² = 3,5-F₂C₆H₃;
7h: R² = 4-Cl-3-FC₆H₃;
7i: R² = 4-F-3-MeC₆H₃;
7j: R² = 3-MeOC₆H₄;
7k: R² = *n*-C₃H₇;
7l: R² = *n*-C₅H₁₁;
7m: R² = *n*-C₈H₁₇

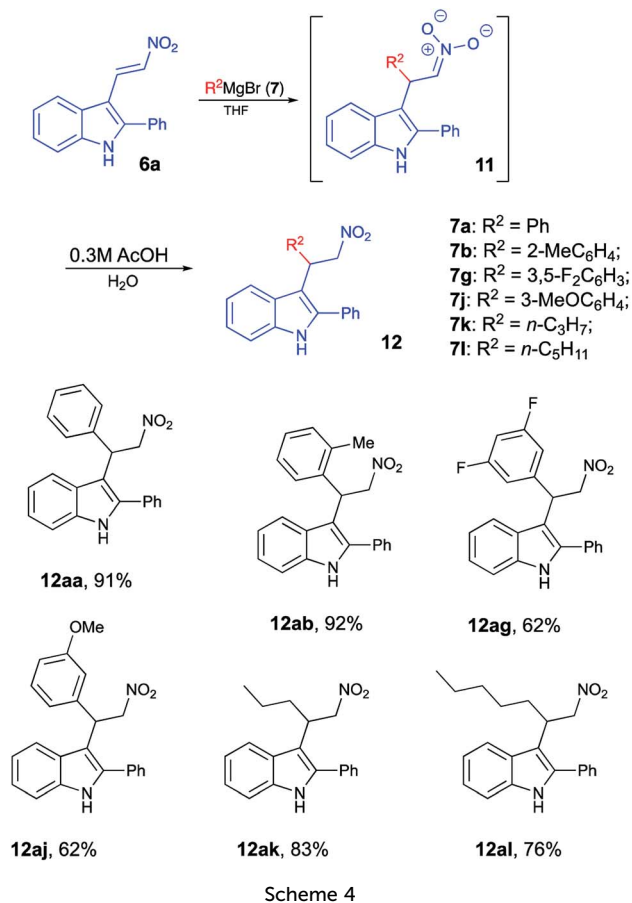


Scheme 3

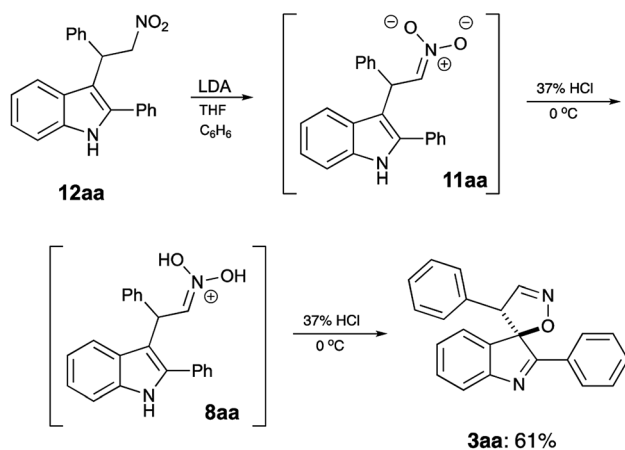
substituted analogs **3cc–3cm** (Scheme 3). It should be pointed out that formation of spirocyclic core was unambiguously confirmed by single crystal X-ray diffraction of compound **3ag** (CCDC #2024756, see ESI for details[†]).

It should be stressed, that formation of spirocyclic product **3** occurs during the work up with cold hydrochloric acid, as it relies on formation of nitronic acid **8**, which requires quite a low pH level. If this treatment is replaced with a regular quench with





water or an aqueous solution of weak acid, **8** does not form, as mono-protonation of nitronate **11** affords nitroalkane **12** instead (Scheme 4). It should be understood, however, that nitro-*aci* tautomerization of nitroalkanes proceeds very slowly under acidic conditions, so simple treatment of **12** with concentrated hydrochloric acid did not produce spirocyclic products in detectable amounts. Under basic conditions, however, tautomeric equilibrium is efficient and shifted towards formation of the *aci*-form. Thus, upon treatment of



12aa with LDA nitronate **11aa** was produced. Subsequent acidification of this species with cold concentrated HCl affords nitronic acid **8aa** under conditions suitable for spirocyclization. Indeed, after such treatment, spirane **3aa** was isolated in 61% yield (Scheme 5).

Conclusion

An improved protocol combining conjugate addition of Grignard reagents to 3-(2-nitrovinyl)-1H-indoles **6** and subsequent treatment with concentrated HCl allowed for efficient and highly diastereoselective preparation of 4'*H*-spiro[indole-3,5'-isoxazoles] **3**. These structures can be obtained in good yields, including hardly available compounds with primary alkyl substituents at C-4'. Very low pH during the acidic work up proved to be highly essential for spirocyclization step. Quench with water or weak acids provides linear nitroalkane products **12**, which cannot be converted into **3** in the following acidification. However, conversion of **12** into nitronate species under strongly basic conditions and subsequent treatment with concentrated HCl allowed to obtain spirocyclic product **3**, thus proving the participation of nitronic acid intermediates.

Experimental part

General information

¹H and ¹³C NMR spectra were recorded on a Bruker Avance-III spectrometer (400 or 101 MHz, respectively) equipped with BBO probe in CDCl₃ or DMSO-*d*₆, using TMS as internal standard. High-resolution mass spectra were registered with a Bruker Maxis spectrometer (electrospray ionization, in MeCN solution, using HCO₂Na–HCO₂H for calibration). Melting points were measured with a Stuart SMP30 apparatus. Reaction progress and purity of isolated compounds were controlled by TLC on Silufol UV-254 plates. All other reagents and solvents were purchased from commercial vendors and used as received.

(3*R**,4'*S**)-4'-(3,5-Difluorophenyl)-2-phenyl-4'*H*-spiro[indole-3,5'-isoxazole] (**3ag**), typical procedure A

A 10 mL two necked round bottomed flask equipped with magnetic spin bar, rubber septum, and reflux condenser was charged with fine magnesium shavings (96 mg, 4.0 mmol). The apparatus was dried with heat gun (at 300 °C) in vacuum and refilled with dry argon, and this operation was repeated three times. The glassware was allowed to cool to room temperature and 1-bromo-3,5-difluorobenzene (96 mg, 0.50 mmol) was injected *via* syringe, and the mixture was stirred for 2 min. Then, an additional amount of 1-bromo-3,5-difluorobenzene (288 mg, 1.50 mmol) in dry THF (1 mL) was added dropwise, which should bring the content of the flask to the boiling. If this did not happen, the mixture was carefully heated to 55 °C, to initiate the reaction and boiling of the solvent. When the exothermic effect seized, the dark-brown mixture was stirred for 2 h at room temperature, and (*E*)-3-(2-nitrovinyl)-2-phenyl-1*H*-indole (**6a**) 132 mg (0.50 mmol) was added. This typically leads to discoloration or color change, and heating of the mixture to



the boiling point once again. The stirring was continued for 10 min, then the mixture was cooled to 0 °C in ice bath and transferred *via* cannula to a cold concentrated HCl (2 mL). To achieve the quantitative transfer the apparatus was rinsed with small portions of ethyl acetate, which was combined with the acid solution. The mixture was digested for 1–2 h at 0 °C, then water was added (20 mL). The product was extracted with ethyl acetate (4 × 25 mL), concentrated in vacuum and purified by preparative column chromatography. The titled material was obtained as colorless crystals, mp 168.8–172.9 °C (EtOH/hexane). R_f 0.44 (EtOAc/hexane, 1 : 4), R_f 0.53 (benzene). Yield 122 mg (0.34 mmol, 68%). $^1\text{H NMR}$ (400 MHz, CDCl_3) δ 8.17–8.09 (m, 2H), 7.66 (d, $J = 1.6$ Hz, 1H), 7.58–7.49 (m, 3H), 7.46 (d, $J = 7.7$ Hz, 1H), 7.22 (ddd, $J = 7.7, 6.6, 2.2$ Hz, 1H), 7.00–6.92 (m, 2H), 6.55 (tt, $J = 8.8, 2.2$ Hz, 1H), 6.43–6.36 (m, 2H), 5.03 (d, $J = 1.4$ Hz, 1H); $^{13}\text{C}\{^1\text{H}\}$ NMR (101 MHz, CDCl_3) δ 176.8, 163.0 (dd, $J = 250.6, 12.8$ Hz, 2C), 152.9, 148.1, 136.9 (t, $J = 9.2$ Hz), 135.1, 132.0, 131.4, 130.6, 129.3 (2C), 128.3 (2C), 126.4, 124.3, 121.6, 110.9 (dd, $J = 19.2, 6.8$ Hz, 2C), 103.9 (t, $J = 25.1$ Hz), 97.5, 60.9 (t, $J = 1.7$ Hz); $^{19}\text{F NMR}$ (377 MHz, CDCl_3) δ –108.3 (s). FT IR (ZnSe, cm^{-1}): 3088, 2095, 1700, 1623, 1586, 1586, 1449, 1323, 1279, 1138, 1116, 993; HRMS (ES TOF) m/z : (M + Na) $^+$ calcd for $\text{C}_{22}\text{H}_{14}\text{F}_2\text{N}_2\text{NaO}$ 383.0966; found 383.0964.

(3R*,4'S*)-2,4'-Diphenyl-4'H-spiro[indole-3,5'-isoxazole] (3aa)¹⁶

This compound was prepared *via* typical procedure A starting with (*E*)-3-(2-nitrovinyl)-2-phenyl-1*H*-indole (**6a**) (132 mg, 0.50 mmol) and phenylmagnesium bromide (**7a**) generated from bromobenzene (312 mg, 2.0 mmol). Eluent for column chromatography: benzene. The titled material was obtained as colorless oil. Yield 117 mg (0.36 mmol, 72%) (method A), dr 10 : 1, a mixture of inseparable (3R*,4'S*)- and (3S*,4'S*)-diastereomers. $^1\text{H NMR}$ (400 MHz, CDCl_3) δ 8.21–8.14 (m, 2H), 7.70 (d, $J = 1.6$ Hz, 1H), 7.59–7.50 (m, 3H), 7.44–7.37 (m, 1H), 7.19–7.05 (m, 4H), 6.99–6.80 (m, 4H), 5.10 (d, $J = 1.7$ Hz, 1H).

(3R*,4'S*)-2-Phenyl-4'-(*o*-tolyl)-4'H-spiro[indole-3,5'-isoxazole] (3ab)

This compound was prepared *via* typical procedure A from (*E*)-3-(2-nitrovinyl)-2-phenyl-1*H*-indole (**6a**) (132 mg, 0.50 mmol) and *o*-tolylmagnesium bromide (**7b**), generated from 1-bromo-2-methylbenzene (340 mg, 2.00 mmol). Eluent for column chromatography: benzene/hexane, 1 : 1. The titled material was obtained as colorless oil. R_f 0.46 (EtOAc/hexane, 1 : 4), R_f 0.78 (benzene). Yield 133 mg (0.39 mmol, 79%). $^1\text{H NMR}$ (400 MHz, CDCl_3) δ 8.10 (dd, $J = 8.1, 1.4$ Hz, 2H), 7.61–7.49 (m, 4H), 7.46 (d, $J = 7.7$ Hz, 1H), 7.24–7.13 (m, 3H), 7.08–7.02 (m, 1H), 6.85 (ddd, $J = 11.6, 5.9, 2.1$ Hz, 2H), 6.77 (d, $J = 7.3$ Hz, 1H), 5.14 (d, $J = 1.6$ Hz, 1H), 1.73 (s, 3H); $^{13}\text{C}\{^1\text{H}\}$ NMR (101 MHz, CDCl_3) δ 178.3, 153.7, 149.8, 136.9, 135.2, 132.5, 132.2, 131.7, 130.8, 130.1, 129.2 (2C), 128.3, 128.22 (2C), 128.19, 126.04, 125.96, 125.4, 121.3, 96.5, 58.3, 19.1; FT IR (ZnSe, cm^{-1}): 3074, 2927, 2857, 1989, 1941, 1735, 1528, 1458, 1444, 1381, 1264, 1074; HRMS (ES TOF) m/z : (M + Na) $^+$ calcd for $\text{C}_{23}\text{H}_{18}\text{N}_2\text{NaO}$ 361.1311; found 361.1308.

(3R*,4'S*)-4'-(4-Isopropylphenyl)-2-phenyl-4'H-spiro[indole-3,5'-isoxazole] (3ac)

This compound was prepared *via* typical procedure A from (*E*)-3-(2-nitrovinyl)-2-phenyl-1*H*-indole (**6a**) (132 mg, 0.50 mmol) and (4-isopropylphenyl)magnesium bromide (**7c**) generated from 1-bromo-4-isopropylbenzene (396 mg, 2.00 mmol). Eluent for column chromatography: benzene. The titled material was obtained as colorless oil. R_f 0.36 (EtOAc/hexane, 1 : 4), 0.38 (benzene). Yield 130 mg (0.36 mmol, 71%). $^1\text{H NMR}$ (400 MHz, CDCl_3) δ 8.22–8.12 (m, 2H), 7.67 (d, $J = 1.6$ Hz, 1H), 7.57–7.49 (m, 3H), 7.40 (d, $J = 7.7$ Hz, 1H), 7.14 (td, $J = 7.5, 1.4$ Hz, 1H), 6.95 (d, $J = 8.1$ Hz, 2H), 6.91 (dd, $J = 7.4, 1.0$ Hz, 1H), 6.86 (td, $J = 7.4, 0.8$ Hz, 1H), 6.76 (d, $J = 8.1$ Hz, 2H), 5.04 (d, $J = 1.4$ Hz, 1H), 2.81–2.65 (m, 1H), 1.10 (d, $J = 6.9$ Hz, 3H), 1.10 (d, $J = 6.9$ Hz, 3H); $^{13}\text{C}\{^1\text{H}\}$ NMR (101 MHz, CDCl_3) δ 177.5, 153.0, 149.7, 149.0, 135.8, 131.8, 131.7, 130.5, 129.9, 129.2 (2C), 128.4 (2C), 127.8 (2C), 126.7 (2C), 125.9, 124.8, 121.2, 97.8, 61.5, 33.8, 23.9, 23.9; FT IR (ZnSe, cm^{-1}): 3055, 2960, 2872, 1958, 1909, 1610, 1537, 1460, 1447, 1268, 1197, 1019; HRMS (ES TOF) m/z : (M + H) $^+$ calcd for $\text{C}_{25}\text{H}_{23}\text{N}_2\text{O}$ 367.1805; found 367.1806.

(3R*,4'S*)-4'-(3,4-Dimethylphenyl)-2-phenyl-4'H-spiro[indole-3,5'-isoxazole] (3ad)

This compound was prepared *via* typical procedure A from (*E*)-3-(2-nitrovinyl)-2-phenyl-1*H*-indole (**6a**) (132 mg, 0.50 mmol) and (3,4-dimethylphenyl)magnesium bromide (**7d**) generated from 4-bromo-1,2-dimethylbenzene (368 mg, 2.0 mmol). Eluent for column chromatography: benzene. The titled material was obtained as yellowish oil. R_f 0.55 (benzene). Yield 137 mg (0.39 mmol, 78%), dr 5 : 1, a mixture of inseparable (3R*,4'S*)- and (3S*,4'S*)-diastereomers. Individual (3R*,4'S*)-diastereomer can be obtained after crystallization of this material from benzene. $^1\text{H NMR}$ (400 MHz, CDCl_3) δ 8.20–8.12 (m, 2H), 7.65 (d, $J = 1.3$ Hz, 1H), 7.59–7.49 (m, 3H), 7.41 (d, $J = 7.7$ Hz, 1H), 7.16 (t, $J = 7.7$ Hz, 1H), 6.98–6.94 (m, 1H), 6.90 (t, $J = 7.3$ Hz, 1H), 6.85 (d, $J = 7.9$ Hz, 1H), 6.59 (d, $J = 6.8$ Hz, 2H), 5.01 (s, 1H), 2.08 (s, 3H), 2.07 (s, 3H); $^{13}\text{C}\{^1\text{H}\}$ NMR (101 MHz, CDCl_3) δ 177.6, 152.9, 149.9, 136.9, 136.6, 135.8, 131.8, 131.7, 130.3, 130.0, 129.8, 129.2 (2C), 129.1, 128.4 (2C), 126.0, 125.3, 124.8, 121.1, 97.7, 61.5, 19.7, 19.5; FT IR (ZnSe, cm^{-1}): 3065, 2929, 2852, 1956, 1904, 1726, 1614, 1537, 1444, 1264; HRMS (ES TOF) m/z : (M + Na) $^+$ calcd for $\text{C}_{24}\text{H}_{20}\text{N}_2\text{NaO}$ 375.1268; found 375.1473.

(3R*,4'S*)-4'-(Naphthalen-2-yl)-2-phenyl-4'H-spiro[indole-3,5'-isoxazole] (3ae)

This compound was prepared *via* typical procedure A from (*E*)-3-(2-nitrovinyl)-2-phenyl-1*H*-indole (**6a**) (132 mg, 0.50 mmol) and naphthalen-2-ylmagnesium bromide (**7e**) generated from 2-bromonaphthalene (412 mg, 2.00 mmol). Eluent for column chromatography: benzene. The titled material was obtained as colorless solid, mp 198.6–202.5 °C (acetone/hexanes). R_f 0.69 (acetone/hexanes 1 : 5), R_f 0.53 (benzene). Yield 148 mg (0.4 mmol, 79%). $^1\text{H NMR}$ (400 MHz, CDCl_3) δ 8.28–8.23 (m, 2H), 7.76–7.73 (m, 1H), 7.70–7.55 (m, 5H), 7.48–7.37 (m, 2H),



7.31 (t, $J = 7.3$ Hz, 1H), 7.25–7.16 (m, 3H), 6.94 (t, $J = 7.4$ Hz, 1H), 6.70 (d, $J = 7.1$ Hz, 1H), 6.65 (t, $J = 7.4$ Hz, 1H), 5.67 (s, 1H); ^{13}C $\{^1\text{H}\}$ NMR (101 MHz, CDCl_3) δ 177.5, 153.4, 149.7, 135.1, 133.6, 132.1, 131.9, 131.6, 130.7, 129.9, 129.3 (2C), 129.1, 128.6, 128.3 (2C), 126.7, 126.1, 125.8, 125.6, 124.8, 124.7, 122.6, 121.2, 96.8, 57.6; FTIR (ZnSe, film, cm^{-1}): 3070, 2909, 1965, 1746, 1614, 1546, 1451, 1240, 1193, 1059; HRMS (ES TOF) m/z : (M + Na) $^+$ calcd for $\text{C}_{26}\text{H}_{18}\text{N}_2\text{NaO}$ 397.1311; found 397.1306.

(3R*,4'S*)-4'-(3-Fluorophenyl)-2-phenyl-4'H-spiro[indole-3,5'-isoxazole] (3af)

This compound was prepared *via* typical procedure A from (*E*)-3-(2-nitrovinyl)-2-phenyl-1*H*-indole (6a) (132 mg, 0.50 mmol) and (3-fluorophenyl)magnesium bromide (7f) generated from 1-bromo-3-fluorobenzene (348 mg, 2.0 mmol). Eluent for column chromatography: benzene/hexane, 1 : 1. The titled material was obtained as colorless oil. R_f 0.68 (benzene). Yield 125 mg (0.37 mmol, 73%) ^1H NMR (400 MHz, CDCl_3) δ 8.19–8.11 (m, 2H), 7.68 (d, $J = 1.7$ Hz, 1H), 7.60–7.50 (m, 3H), 7.42 (d, $J = 7.7$ Hz, 1H), 7.18 (td, $J = 7.9, 6.6, 2.3$ Hz, 1H), 7.13–7.02 (m, 1H), 6.96–6.88 (m, 2H), 6.80 (td, $J = 8.4, 2.6$ Hz, 1H), 6.65–6.61 (m, 1H), 6.60–6.55 (m, 1H), 5.08 (d, $J = 1.6$ Hz, 1H); $^{13}\text{C}\{^1\text{H}\}$ NMR (101 MHz, CDCl_3) δ 177.1, 162.7 (d, $J = 247.7$ Hz), 153.0, 148.8, 135.5 (d, $J = 7.2$ Hz), 135.4, 131.9, 131.6, 130.32 (d, $J = 8.5$ Hz), 130.28, 129.3 (2C), 128.3 (2C), 126.2, 124.5, 123.5 (d, $J = 3.0$ Hz), 121.4, 115.3 (d, $J = 21.1$ Hz), 114.8 (d, $J = 22.1$ Hz), 97.6, 61.2 (d, $J = 1.9$ Hz); ^{19}F NMR (376 MHz, chloroform-*d*) δ -112.0 (s); HRMS (ES TOF) m/z : (M + Na) $^+$ calcd for $\text{C}_{22}\text{H}_{15}\text{FN}_2\text{NaO}$ 365.1061; found 365.1064.

(3R*,4'S*)-4'-(4-Chloro-3-fluorophenyl)-2-phenyl-4'H-spiro[indole-3,5'-isoxazole] (3ah)

This compound was prepared *via* typical procedure A from (*E*)-3-(2-nitrovinyl)-2-phenyl-1*H*-indole (6a) (132 mg, 0.50 mmol) and (4-chloro-3-fluorophenyl)magnesium bromide (7h) generated from 4-bromo-1-chloro-2-fluorobenzene (418 mg, 2.00 mmol). Eluent for column chromatography: benzene. The titled material was obtained as colorless oil. R_f 0.45 (EtOAc/hexane, 1 : 4), R_f 0.35 (benzene). Yield 112 mg (0.30 mmol, 59%) ^1H NMR (400 MHz, CDCl_3) δ 8.17–8.08 (m, 2H), 7.65 (d, $J = 1.6$ Hz, 1H), 7.60–7.49 (m, 3H), 7.44 (d, $J = 7.7$ Hz, 1H), 7.24–7.19 (m, 1H), 7.13 (t, $J = 7.9$ Hz, 1H), 7.01–6.89 (m, 2H), 6.66 (dd, $J = 9.5, 2.0$ Hz, 1H), 6.58 (dd, $J = 8.2, 1.7$ Hz, 1H), 5.04 (d, $J = 1.4$ Hz, 1H); $^{13}\text{C}\{^1\text{H}\}$ NMR (101 MHz, CDCl_3) δ 176.9, 158.0 (d, $J = 250.7$ Hz), 152.9, 148.4, 135.2, 133.9 (d, $J = 6.2$ Hz), 132.0, 131.4, 130.9, 130.6, 129.3 (2C), 128.3 (2C), 126.4, 124.3, 124.2 (d, $J = 3.5$ Hz), 121.6, 121.0 (d, $J = 17.6$ Hz), 116.0 (d, $J = 21.8$ Hz), 97.6, 60.8; ^{19}F NMR (377 MHz, CDCl_3) δ -113.9 (s). FT IR (ZnSe, film, cm^{-1}): 3063, 2912, 2854, 2586, 1747, 1733, 1539, 1488, 1455, 1427, 1374, 1244, 1061, 1008; HRMS (ES TOF) m/z : (M + Na) $^+$ calcd for $\text{C}_{22}\text{H}_{14}\text{ClFN}_2\text{NaO}_1$ 399.0671; found 399.0675.

(3R*,4'S*)-4'-(4-Fluoro-3-methylphenyl)-2-phenyl-4'H-spiro[indole-3,5'-isoxazole] (3ai)

This compound was prepared *via* typical procedure A from (*E*)-3-(2-nitrovinyl)-2-phenyl-1*H*-indole (6a) (132 mg, 0.50 mmol) and

(4-fluoro-3-methylphenyl)magnesium bromide (7i) generated from 4-bromo-1-fluoro-2-methylbenzene (376 mg, 2.00 mmol). Eluent for column chromatography: benzene. The titled material was obtained as colorless oil. R_f 0.44 (EtOAc/hexane, 1 : 4), R_f 0.43 (benzene). Yield 126 mg (0.35 mmol, 71%) ^1H NMR (400 MHz, CDCl_3) δ 8.22–8.08 (m, 2H), 7.65 (d, $J = 1.6$ Hz, 1H), 7.59–7.48 (m, 3H), 7.42 (d, $J = 7.7$ Hz, 1H), 7.22–7.11 (m, 1H), 6.96–6.87 (m, 2H), 6.76–6.70 (m, 1H), 6.65 (d, $J = 5.8$ Hz, 2H), 5.02 (d, $J = 1.2$ Hz, 1H), 2.09 (d, $J = 1.7$ Hz, 3H); $^{13}\text{C}\{^1\text{H}\}$ NMR (101 MHz, CDCl_3) δ 177.4, 160.9 (d, $J = 246.3$ Hz), 153.0, 149.4, 135.7, 131.8, 131.7, 130.9 (d, $J = 5.4$ Hz), 130.2, 129.2 (2C), 128.6 (d, $J = 3.8$ Hz), 128.3 (2C), 126.7 (d, $J = 8.3$ Hz), 126.1, 125.3 (d, $J = 17.8$ Hz), 124.6, 121.3, 115.3 (d, $J = 22.8$ Hz), 97.7, 61.1, 14.5 (d, $J = 3.5$ Hz); ^{19}F NMR (377 MHz, CDCl_3) δ -117.7 (s). FT IR (ZnSe, film, cm^{-1}): 3055, 2927, 2846, 1962, 1735, 1601, 1535, 1502, 1444, 1242, 1208, 1123, 1023; HRMS (ES TOF) m/z : (M + H) $^+$ calcd for $\text{C}_{23}\text{H}_{18}\text{FN}_2\text{O}$ 357.1398; found 357.1391.

(3R*,4'S*)-4'-(3-Methoxyphenyl)-2-phenyl-4'H-spiro[indole-3,5'-isoxazole] (3aj)

This compound was prepared *via* typical procedure A from (*E*)-3-(2-nitrovinyl)-2-phenyl-1*H*-indole (6a) (132 mg, 0.50 mmol) and (3-methoxyphenyl)magnesium bromide (7j) generated from 1-bromo-3-methoxybenzene (372 mg, 2.00 mmol). Eluent for column chromatography: benzene. The titled material was obtained as colorless solid, mp 114.9–119.1 °C (benzene/hexanes). R_f 0.56 (EtOAc/hexanes 1 : 4), R_f 0.37 (benzene). Yield 129 mg (0.37 mmol, 73%) ^1H NMR (400 MHz, DMSO) δ 8.30 (s, 1H), 8.07 (d, $J = 7.4$ Hz, 2H), 7.62 (d, $J = 7.3$ Hz, 3H), 7.41 (d, $J = 7.6$ Hz, 1H), 7.20 (t, $J = 7.5$ Hz, 1H), 7.07–6.98 (m, 2H), 6.95 (t, $J = 7.4$ Hz, 1H), 6.65 (d, $J = 7.9$ Hz, 1H), 6.43 (s, 2H), 5.21 (s, 1H), 3.60 (s, 3H); $^{13}\text{C}\{^1\text{H}\}$ NMR (101 MHz, DMSO) δ 177.4, 159.7, 153.1, 149.4, 135.7, 134.6 (2C), 131.8, 130.1, 129.7, 129.2 (2C), 128.3 (2C), 126.1, 124.6, 121.2, 120.1, 113.7, 113.5, 97.7, 61.6, 55.3; FTIR (ZnSe, film, cm^{-1}): 3432, 2956, 2931, 2854, 1725, 1601, 1460, 1270, 1120, 1068; HRMS (ES TOF) m/z : (M + Na) $^+$ calcd for $\text{C}_{23}\text{H}_{18}\text{N}_2\text{NaO}_2$ 377.1260; found 377.1262.

(3R*,4'S*)-2-Phenyl-4'-propyl-4'H-spiro[indole-3,5'-isoxazole] (3ak)

This compound was prepared *via* typical procedure A from (*E*)-3-(2-nitrovinyl)-2-phenyl-1*H*-indole (6a) (132 mg, 0.50 mmol) and *n*-propylmagnesium bromide (7k) generated from 1-bromopropane (244 mg, 2.00 mmol). Eluent for column chromatography: benzene. The titled material was obtained as yellowish oil. R_f 0.35 (benzene). Yield 90 mg (0.31 mmol, 62%) ^1H NMR (400 MHz, CDCl_3) δ 8.11–7.99 (m, 2H), 7.62 (d, $J = 7.7$ Hz, 1H), 7.56–7.44 (m, 3H), 7.44–7.38 (m, 2H), 7.36 (d, $J = 7.2$ Hz, 1H), 7.25–7.16 (m, 1H), 3.78–3.68 (m, 1H), 1.58–1.42 (m, 1H), 1.31–1.14 (m, 1H), 1.14–1.00 (m, 1H), 1.00–0.78 (m, 1H), 0.64 (t, $J = 7.2$ Hz, 3H); $^{13}\text{C}\{^1\text{H}\}$ NMR (101 MHz, CDCl_3) δ 177.8, 153.4, 151.1, 135.9, 131.7, 131.5, 130.5, 129.0 (2C), 128.2 (2C), 126.4, 124.1, 121.8, 96.5, 56.1, 30.5, 21.1, 13.8; FT IR (ZnSe, film, cm^{-1}): 3058, 2928, 1958, 1911, 1710, 1608, 1535, 1446, 1264; HRMS (ES TOF) m/z : (M + Na) $^+$ calcd for $\text{C}_{19}\text{H}_{18}\text{N}_2\text{NaO}$ 313.1311; found 313.1308.



(3R*,4'S*)-4'-Pentyl-2-phenyl-4'H-spiro[indole-3,5'-isoxazole] (3al)

This compound was prepared *via* typical procedure A from (*E*)-3-(2-nitrovinyl)-2-phenyl-1*H*-indole (**6a**) (132 mg, 0.50 mmol) and *n*-pentylmagnesium bromide generated from 1-bromopentane (**7l**) (300 mg, 2.00 mmol). Eluent for column chromatography: benzene/hexane, 1 : 1. The titled material was obtained as yellowish oil. R_f 0.41 (EtOAc/hexane, 1 : 4), R_f 0.57 (benzene). Yield 102 mg (0.32 mmol, 64%) ^1H NMR (400 MHz, chloroform-*d*) δ 8.08–8.02 (m, 2H), 7.61 (d, $J = 7.7$ Hz, 1H), 7.55–7.44 (m, 3H), 7.44–7.37 (m, 2H), 7.35 (d, $J = 7.1$ Hz, 1H), 7.22 (td, $J = 7.5, 0.9$ Hz, 1H), 3.73 (td, $J = 7.9, 1.3$ Hz, 1H), 1.56–1.44 (m, 1H), 1.26–1.18 (m, 1H), 1.11–0.79 (m, 6H), 0.69 (t, $J = 7.0$ Hz, 3H); $^{13}\text{C}\{^1\text{H}\}$ NMR (101 MHz, CDCl_3) δ 177.8, 153.6, 151.2, 136.0, 131.7, 131.6, 130.5, 129.0 (2C), 128.2 (2C), 126.3, 124.1, 121.8, 96.6, 56.3, 31.4, 28.4, 27.4, 22.2, 13.9; FT IR (ZnSe, cm^{-1}): 3059, 2923, 1963, 1537, 1453, 1374, 1273, 1195, 1028; HRMS (ES TOF) m/z : ($\text{M} + \text{Na}$) $^+$ calcd for $\text{C}_{21}\text{H}_{22}\text{N}_2\text{NaO}$ 341.1624; found 341.1617.

(3R*,4'S*)-4'-Octyl-2-phenyl-4'H-spiro[indole-3,5'-isoxazole] (3am)

This compound was prepared *via* typical procedure A from (*E*)-3-(2-nitrovinyl)-2-phenyl-1*H*-indole (**6a**) (132 mg, 0.50 mmol) and *n*-octylmagnesium bromide (**7m**) generated from 1-bromooctane (384 mg, 2.00 mmol). Eluent for column chromatography: benzene/hexane, 1 : 1. The titled material was obtained as yellowish oil. R_f 0.44 (EtOAc/hexane, 1 : 4), R_f 0.62 (benzene/hexane, 1 : 1). Yield 144 mg (0.40 mmol, 80%). ^1H NMR (400 MHz, chloroform-*d*) δ 8.10–8.00 (m, 2H), 7.61 (d, $J = 7.7$ Hz, 1H), 7.54–7.44 (m, 3H), 7.43–7.38 (m, 2H), 7.35 (d, $J = 7.3$ Hz, 1H), 7.22 (t, $J = 7.4$ Hz, 1H), 3.76–3.70 (m, 1H), 1.54–1.43 (m, 1H), 1.30–0.91 (m, 13H), 0.83 (t, $J = 7.2$ Hz, 3H); $^{13}\text{C}\{^1\text{H}\}$ NMR (101 MHz, CDCl_3) δ 177.8, 153.6, 151.2, 136.0, 131.7, 131.6, 130.6, 129.0 (2C), 128.2 (2C), 126.3, 124.1, 121.8, 96.6, 56.3, 31.8, 29.2, 29.1, 29.0, 28.5, 27.7, 22.7, 14.2; FT IR (ZnSe, cm^{-1}): 3066, 2923, 2850, 2670, 1938, 1738, 1608, 1537, 1455, 1359, 1237, 1025; HRMS (ES TOF) m/z : ($\text{M} + \text{Na}$) $^+$ calcd for $\text{C}_{24}\text{H}_{28}\text{N}_2\text{NaO}$ 383.2094; found 383.2095.

(3R*,4'S*)-2-(Naphthalen-2-yl)-4'-phenyl-4'H-spiro[indole-3,5'-isoxazole] (3ba)¹⁶

This compound was prepared *via* typical procedure A from (*E*)-2-(naphthalen-2-yl)-3-(2-nitrovinyl)-1*H*-indole (**6b**) (157 mg, 0.50 mmol) and phenylmagnesium bromide (**7a**) generated from bromobenzene (312 mg, 2.0 mmol). Eluent for column chromatography: benzene. The titled material was obtained as yellowish oil. Yield 159 mg (0.42 mmol, 85%); ^1H NMR (400 MHz, CDCl_3) δ 8.61 (s, 1H), 8.33 (dd, $J = 8.7, 1.7$ Hz, 1H), 8.03–7.96 (m, 2H), 7.94–7.89 (m, 1H), 7.76 (d, $J = 1.6$ Hz, 1H), 7.64–7.53 (m, 2H), 7.45 (d, $J = 7.7$ Hz, 1H), 7.17 (td, $J = 7.6, 1.3$ Hz, 1H), 7.14–7.07 (m, 3H), 6.99 (d, $J = 6.8$ Hz, 1H), 6.93–6.84 (m, 3H), 5.19 (d, $J = 1.4$ Hz, 1H); HRMS (ES TOF) m/z : ($\text{M} + \text{H}$) $^+$ calcd for $\text{C}_{26}\text{H}_{19}\text{N}_2\text{O}$ 375.1492; found 375.1490.

(3R*,4'S*)-4'-(3-Fluorophenyl)-2-(naphthalen-2-yl)-4'H-spiro[indole-3,5'-isoxazole] (3bf)

This compound was prepared *via* typical procedure A from (*E*)-2-(naphthalen-2-yl)-3-(2-nitrovinyl)-1*H*-indole (**6b**) (157 mg, 0.50 mmol) and 3-fluorophenylmagnesium bromide (**7f**) generated from 1-bromo-3-fluorobenzene (348 mg, 2.00 mmol). Eluent for column chromatography: benzene. The titled material was obtained as colorless solid, mp 138.5–140.0 °C (benzene/hexanes), R_f 0.34 (EtOAc/hexanes 1 : 4), R_f 0.53 (benzene). Yield 145 mg (0.37 mmol, 74%). ^1H NMR (400 MHz, CDCl_3) δ 8.58 (s, 1H), 8.31 (dd, $J = 8.7, 1.6$ Hz, 1H), 7.99 (t, $J = 7.2$ Hz, 2H), 7.91 (d, $J = 7.5$ Hz, 1H), 7.74 (d, $J = 1.5$ Hz, 1H), 7.65–7.53 (m, 2H), 7.47 (d, $J = 7.7$ Hz, 1H), 7.24–7.15 (m, 1H), 7.12–7.03 (m, 1H), 7.02–6.91 (m, 2H), 6.85–6.74 (m, 1H), 6.64 (d, $J = 7.7$ Hz, 1H), 6.62–6.57 (m, 1H), 5.16 (d, $J = 1.1$ Hz, 1H); $^{13}\text{C}\{^1\text{H}\}$ NMR (101 MHz, CDCl_3) δ 177.1, 162.7 (d, $J = 247.9$ Hz), 153.0, 148.9, 135.53, 135.46 (d, $J = 7.5$ Hz), 135.0 (2C), 133.2, 130.4, 130.3 (d, $J = 8.9$ Hz), 129.5, 129.1, 128.9, 128.2, 128.0, 127.0, 126.2, 124.9, 124.5, 123.5 (d, $J = 3.0$ Hz), 121.4, 115.3 (d, $J = 21.2$ Hz), 114.8 (d, $J = 22.4$ Hz), 97.8, 61.7 (d, $J = 1.3$ Hz). ^{19}F NMR (377 MHz, CDCl_3) δ –111.9 (s). FTIR (ZnSe, film, cm^{-1}): 3044, 2923, 1854, 1742, 1550, 1456, 1376, 1235, 1189, 1145; HRMS (ES TOF) m/z : ($\text{M} + \text{H}$) $^+$ calcd for $\text{C}_{26}\text{H}_{18}\text{FN}_2\text{O}$ 393.1398; found 393.1400.

(3R*,4'S*)-4'-(4-Chloro-3-fluorophenyl)-2-(naphthalen-2-yl)-4'H-spiro[indole-3,5'-isoxazole] (3bh)

This compound was prepared *via* typical procedure A from (*E*)-2-(naphthalen-2-yl)-3-(2-nitrovinyl)-1*H*-indole (**6b**) (157 mg, 0.50 mmol) and (4-chloro-3-fluorophenyl)magnesium bromide (**7h**) generated from 4-bromo-1-chloro-2-fluorobenzene (416 mg, 2.00 mmol). Eluent for column chromatography: benzene. The titled material was obtained as yellowish solid, mp 154.9–158.3 °C (benzene/hexanes), R_f 0.61 (EtOAc/hexanes 1 : 4), R_f 0.34 (benzene). Yield 157 mg (0.37 mmol, 74%). ^1H NMR (400 MHz, CDCl_3) δ 8.55 (s, 1H), 8.30 (dd, $J = 8.7, 1.3$ Hz, 1H), 7.98 (t, $J = 8.2$ Hz, 2H), 7.91 (d, $J = 7.7$ Hz, 1H), 7.73–7.68 (m, 1H), 7.65–7.53 (m, 2H), 7.48 (d, $J = 7.7$ Hz, 1H), 7.26–7.18 (m, 1H), 7.13 (t, $J = 7.9$ Hz, 1H), 6.98 (d, $J = 4.2$ Hz, 2H), 6.67 (dd, $J = 9.5, 1.6$ Hz, 1H), 6.59 (d, $J = 8.2$ Hz, 1H), 5.12 (s, 1H); $^{13}\text{C}\{^1\text{H}\}$ NMR (101 MHz, CDCl_3) δ 176.9, 158.0 (d, $J = 250.8$ Hz), 153.0, 148.5, 135.3, 135.0, 133.9 (d, $J = 6.5$ Hz), 133.2, 130.9, 130.6, 129.5, 129.2, 128.9, 128.7, 128.2, 128.0, 127.0, 126.4, 124.9, 124.3, 124.2 (d, $J = 3.7$ Hz), 121.6, 121.0 (d, $J = 17.6$ Hz), 116.0 (d, $J = 21.9$ Hz), 97.7, 61.3; ^{19}F NMR (377 MHz, CDCl_3) δ –113.9 (s); FTIR (ZnSe, film, cm^{-1}): 3055, 2927, 2579, 1941, 1749, 1733, 1536, 1506, 1419, 1240, 1195, 1169, 1063; HRMS (ES TOF) m/z : ($\text{M} + \text{Na}$) $^+$ calcd for $\text{C}_{26}\text{H}_{16}\text{ClFN}_2\text{NaO}$ 449.0827; found 449.0822.

(3R*,4'S*)-4'-(3-Methoxyphenyl)-2-(naphthalen-2-yl)-4'H-spiro[indole-3,5'-isoxazole] (3bj)

This compound was prepared *via* typical procedure A from (*E*)-2-(naphthalen-2-yl)-3-(2-nitrovinyl)-1*H*-indole (**6b**) (157 mg, 0.50 mmol) and (3-methoxyphenyl)magnesium bromide (**7j**) generated from 1-bromo-3-methoxybenzene (372 mg, 2.0 mmol). Eluent for column chromatography: benzene. The titled



material was obtained as yellowish solid, mp 172.1–174.4 °C (benzene/hexanes), R_f 0.50 (EtOAc/hexanes 1 : 4), R_f 0.76 (benzene/hexanes 1 : 1). Yield 132 mg (0.33 mmol, 65%). ^1H NMR (400 MHz, CDCl_3) δ 8.58 (d, $J = 1.8$ Hz, 1H), 8.31 (dd, $J = 8.6, 1.8$ Hz, 1H), 8.04–7.96 (m, 2H), 7.94–7.87 (m, 1H), 7.74 (d, $J = 1.6$ Hz, 1H), 7.65–7.52 (m, 2H), 7.46 (d, $J = 7.7$ Hz, 1H), 7.19 (td, $J = 7.6, 1.3$ Hz, 1H), 7.07–6.98 (m, 2H), 6.96–6.88 (m, 1H), 6.62 (dd, $J = 8.3, 2.5$ Hz, 1H), 6.47 (d, $J = 7.6$ Hz, 1H), 6.37 (t, $J = 2.1$ Hz, 1H), 5.14 (d, $J = 1.6$ Hz, 1H), 3.64 (s, 3H); $^{13}\text{C}\{^1\text{H}\}$ NMR (101 MHz, CDCl_3) δ 177.4, 159.7, 153.1, 149.5, 135.8, 134.9, 134.6, 133.2, 130.2, 129.7, 129.5, 129.1, 129.0, 128.9, 128.1, 128.0, 126.9, 126.1, 125.0, 124.7, 121.3, 120.1, 113.7, 113.5, 97.8, 62.1, 55.3; FTIR (ZnSe, film, cm^{-1}): 3070, 2931, 2561, 1747, 1535, 1508, 1451, 1272, 1242, 1043; HRMS (ES TOF) m/z : (M + Na) $^+$ calcd for $\text{C}_{27}\text{H}_{20}\text{N}_2\text{NaO}_2$ 427.1417; found 427.1405.

(3R*,4'S*)-2-(Naphthalen-2-yl)-4'-propyl-4'H-spiro[indole-3,5'-isoxazole] (3bk)

This compound was prepared *via* typical procedure A from (*E*)-2-(naphthalen-2-yl)-3-(2-nitrovinyl)-1*H*-indole (**6b**) (157 mg, 0.50 mmol) and *n*-propylmagnesium bromide (**7k**) generated from 1-bromopropane (244 mg, 2.00 mmol). Eluent for column chromatography: benzene. The titled material was obtained as yellowish oil. R_f 0.44 (EtOAc/hexane, 1 : 4), R_f 0.51 (benzene). Yield 121 mg (0.36 mmol, 71%). ^1H NMR (400 MHz, CDCl_3) δ 8.49 (s, 1H), 8.24 (dd, $J = 8.7, 1.6$ Hz, 1H), 7.94 (d, $J = 8.7$ Hz, 2H), 7.91–7.84 (m, 1H), 7.66 (d, $J = 7.7$ Hz, 1H), 7.56 (pd, $J = 7.0, 1.4$ Hz, 2H), 7.47–7.35 (m, 3H), 7.28–7.21 (m, 1H), 3.87–3.78 (m, 1H), 1.57–1.43 (m, 1H), 1.30–1.18 (m, 1H), 1.13–1.00 (m, 1H), 0.97–0.86 (m, 1H), 0.63 (t, $J = 7.3$ Hz, 3H); $^{13}\text{C}\{^1\text{H}\}$ NMR (101 MHz, CDCl_3) δ 177.8, 153.5, 151.2, 136.1, 134.9, 133.1, 130.6, 129.5, 128.9, 128.8 (2C), 128.0, 127.9, 126.8, 126.4, 124.9, 124.2, 121.8, 96.7, 56.6, 30.5, 21.2, 13.8; FT IR (ZnSe, cm^{-1}): 3058, 2964, 1736, 1549, 1529, 1456, 1273, 1238, 1196; HRMS (ES TOF) m/z : (M + H) $^+$ calcd for $\text{C}_{23}\text{H}_{21}\text{N}_2\text{O}$ 341.1648; found 341.1650.

(3R*,4'S*)-2-(Naphthalen-2-yl)-4'-octyl-4'H-spiro[indole-3,5'-isoxazole] (3bm)

This compound was prepared *via* typical procedure A from (*E*)-2-(naphthalen-2-yl)-3-(2-nitrovinyl)-1*H*-indole (**6b**) (157 mg, 0.50 mmol) and *n*-octylmagnesium bromide (**7m**) generated from 1-bromooctane (384 mg, 2.00 mmol). Eluent for column chromatography: benzene/hexane, 1 : 1. The titled material was obtained as yellow oil. R_f 0.43 (EtOAc/hexane, 1 : 4), R_f 0.60 (benzene/hexane, 1 : 1). Yield 166 mg (0.41 mmol, 81%), dr 15 : 1; ^1H NMR (400 MHz, CDCl_3) δ 8.48 (s, 1H), 8.23 (dd, $J = 8.6, 1.7$ Hz, 1H), 7.93 (d, $J = 8.4$ Hz, 2H), 7.88 (dd, $J = 7.8, 1.7$ Hz, 1H), 7.66 (d, $J = 7.7$ Hz, 1H), 7.55 (pd, $J = 6.9, 1.5$ Hz, 2H), 7.47–7.36 (m, 3H), 7.26–7.21 (m, 2H), 3.81 (td, $J = 7.8, 1.5$ Hz, 1H), 1.60–1.45 (m, 1H), 1.37–1.14 (m, 3H), 1.12–0.86 (m, 9H), 0.81 (t, $J = 7.2$ Hz, 3H); $^{13}\text{C}\{^1\text{H}\}$ NMR (101 MHz, CDCl_3) δ 177.9, 153.6, 151.3, 136.1, 134.9, 133.1, 130.6, 129.5, 129.0, 128.8 (2C), 128.0, 127.9, 126.8, 126.4, 124.9, 124.2, 121.9, 96.7, 56.8, 31.8, 29.2, 29.1, 29.0, 28.5, 27.7, 22.7, 14.2; FT IR (ZnSe, cm^{-1}): 3063, 2930, 2854, 1945, 1914, 1733, 1601, 1537, 1453, 1358, 1277, 1233,

1128, 1012; HRMS (ES TOF) m/z : (M + H) $^+$ calcd for $\text{C}_{28}\text{H}_{31}\text{N}_2\text{O}$ 411.2431; found 411.2429.

(3R*,4'S*)-4'-(3-Isopropylphenyl)-2-methyl-4'H-spiro[indole-3,5'-isoxazole] (3cc)

This compound was prepared *via* typical procedure A from (*E*)-2-methyl-3-(2-nitrovinyl)-1*H*-indole (**6c**) (101 mg, 0.50 mmol) and (4-isopropylphenyl)magnesium bromide (**7c**) generated from 1-bromo-4-isopropylbenzene (396 mg, 2.00 mmol). Eluent for column chromatography: EtOAc/hexane, 1 : 1. The titled material was obtained as dark yellow amorphous solid. R_f 0.41 (EtOAc/hexanes 1 : 1), R_f 0.56 (EtOAc/benzene 1 : 4). Yield 79 mg (0.26 mmol, 52%). ^1H NMR (400 MHz, CDCl_3) δ 7.57 (d, $J = 1.5$ Hz, 1H), 7.33 (d, $J = 7.6$ Hz, 1H), 7.16 (t, $J = 7.6$ Hz, 1H), 7.10 (d, $J = 8.0$ Hz, 2H), 6.84 (d, $J = 8.1$ Hz, 2H), 6.72 (t, $J = 7.5$ Hz, 1H), 6.36 (d, $J = 7.4$ Hz, 1H), 4.57 (d, $J = 1.2$ Hz, 1H), 2.88–2.80 (m, 1H), 2.35 (s, 3H), 1.20 (d, $J = 2.1$ Hz, 3H), 1.18 (d, $J = 2.1$ Hz, 3H); $^{13}\text{C}\{^1\text{H}\}$ NMR (101 MHz, CDCl_3) δ 181.1, 154.5, 149.6, 149.4, 133.0, 130.4, 130.2, 128.5 (2C), 127.0 (2C), 125.4 (2C), 120.3, 96.4, 58.4, 33.9, 24.03, 23.98, 15.5; FTIR (ZnSe, film, cm^{-1}): 3062, 2953, 2586, 1742, 1599, 1458, 1429, 1242, 1118, 1052, 1023; HRMS (ES TOF) m/z : (M + Na) $^+$ calcd for $\text{C}_{20}\text{H}_{20}\text{N}_2\text{NaO}$ 327.1468; found 327.1462.

(3R*,4'S*)-4'-(3-Fluorophenyl)-2-methyl-4'H-spiro[indole-3,5'-isoxazole] (3cf)

This compound was prepared *via* typical procedure A from (*E*)-2-methyl-3-(2-nitrovinyl)-1*H*-indole (**6c**) (101 mg, 0.50 mmol) and 3-fluorophenylmagnesium bromide (**7f**) generated from 1-bromo-3-fluorobenzene (348 mg, 2.0 mmol). Eluent for column chromatography: EtOAc/hexane, 1 : 1. The titled material was obtained as dark yellow amorphous solid. R_f 0.72 (EtOAc/hexanes 1 : 1), R_f 0.70 (EtOAc/benzene 1 : 4). Yield 73 mg (0.26 mmol, 52%). ^1H NMR (400 MHz, CDCl_3) δ 7.58 (d, $J = 1.3$ Hz, 1H), 7.35 (d, $J = 7.4$ Hz, 1H), 7.25–7.15 (m, 2H), 6.95 (td, $J = 8.3, 2.0$ Hz, 1H), 6.80 (t, $J = 7.5$ Hz, 1H), 6.70 (d, $J = 7.8$ Hz, 1H), 6.69–6.62 (m, 1H), 6.44 (d, $J = 7.4$ Hz, 1H), 4.60 (d, $J = 1.0$ Hz, 1H), 2.36 (s, 3H); $^{13}\text{C}\{^1\text{H}\}$ NMR (101 MHz, CDCl_3) δ 180.7, 163.0 (d, $J = 248.2$ Hz), 154.5, 148.6, 135.6 (d, $J = 7.1$ Hz), 132.6, 130.6 (d, $J = 8.3$ Hz), 130.5, 125.7, 125.1, 124.2 (d, $J = 3.0$ Hz), 120.6, 115.7 (d, $J = 12.3$ Hz), 115.5 (d, $J = 13.4$ Hz), 96.4, 58.2 (d, $J = 1.7$ Hz), 15.4; ^{19}F NMR (377 MHz, CDCl_3) δ -111.6 (s). FTIR (ZnSe, film, cm^{-1}): 3073, 2930, 2846, 2612, 1731, 1585, 1458, 1381, 1248, 1142, 1079; HRMS (ES TOF) m/z : (M + Na) $^+$ calcd for $\text{C}_{17}\text{H}_{13}\text{FN}_2\text{NaO}$ 303.0904; found 303.0897.

(3R*,4'S*)-4'-(3,5-Difluorophenyl)-2-methyl-4'H-spiro[indole-3,5'-isoxazole] (3cg)

This compound was prepared *via* typical procedure A from (*E*)-2-methyl-3-(2-nitrovinyl)-1*H*-indole (**6c**) (101 mg, 0.50 mmol) and 3,5-difluorophenylmagnesium bromide (**7g**) generated from 1-bromo-3,5-difluorobenzene (384 mg, 2.00 mmol). Eluent for column chromatography: EtOAc/hexane, 1 : 1. The titled material was obtained as colorless solid, mp 136.9–139.3 °C (benzene/hexanes). R_f 0.68 (EtOAc/hexanes 1 : 1), R_f 0.72 (EtOAc/benzene 1 : 4). Yield 85 mg (0.29 mmol, 57%). ^1H NMR (400 MHz,



CDCl₃) δ 7.56 (d, J = 1.7 Hz, 1H), 7.37 (d, J = 7.7 Hz, 1H), 7.25–7.20 (m, 1H), 6.85 (t, J = 7.6 Hz, 1H), 6.71 (tt, J = 8.7, 2.2 Hz, 1H), 6.50–6.46 (m, 3H), 4.56 (d, J = 1.6 Hz, 1H), 2.34 (s, 3H); ¹³C{¹H} NMR (101 MHz, CDCl₃) δ 180.4, 163.3 (dd, J = 251.0, 12.7 Hz, 2C), 154.4, 148.0, 137.0 (t, J = 9.0 Hz), 132.3, 130.8, 125.9, 124.9, 120.8, 111.6 (dd, J = 18.8, 7.5 Hz, 2C), 104.3 (t, J = 25.1 Hz), 96.3, 57.9 (t, J = 1.9 Hz), 15.3; ¹⁹F NMR (377 MHz, CDCl₃) δ –107.9 (s). FTIR (ZnSe, film, cm^{–1}): 3081, 2945, 2579, 2429, 1738, 1594, 1460, 1310, 1248, 1120, 997; HRMS (ES TOF) m/z : (M + Na)⁺ calcd for C₁₇H₁₂F₂N₂NaO 321.0810; found 321.0805.

(3R*,4'S*)-4'-(4-Chloro-3-fluorophenyl)-2-methyl-4'H-spiro[indole-3,5'-isoxazole] (3ch)

This compound was prepared *via* typical procedure A from (*E*)-2-methyl-3-(2-nitrovinyl)-1H-indole (6c) (101 mg, 0.50 mmol) and (4-chloro-3-fluorophenyl)magnesium bromide (7h) generated from 4-bromo-1-chloro-2-fluorobenzene (416 mg, 2.00 mmol). Eluent for column chromatography: benzene. The titled material was obtained as yellowish oil. R_f 0.86 (EtOAc/benzene, 1 : 4), R_f 0.25 (benzene). Yield 75 mg (0.24 mmol, 48%). ¹H NMR (400 MHz, CDCl₃) δ 7.56 (d, J = 1.8 Hz, 1H), 7.36 (d, J = 7.7 Hz, 1H), 7.29 (d, J = 7.8 Hz, 1H), 7.22 (td, J = 7.6, 1.1 Hz, 1H), 6.84 (td, J = 7.5, 0.8 Hz, 1H), 6.73 (dd, J = 9.4, 2.0 Hz, 1H), 6.65 (dd, J = 8.2, 1.6 Hz, 1H), 6.45 (d, J = 7.4 Hz, 1H), 4.56 (d, J = 1.7 Hz, 1H), 2.34 (s, 3H); ¹³C{¹H} NMR (101 MHz, CDCl₃) δ 180.6, 158.2 (d, J = 251.2 Hz), 154.4, 148.3, 133.9 (d, J = 6.3 Hz), 132.4, 131.2, 130.7, 125.9, 125.0, 124.9 (d, J = 3.7 Hz), 121.4 (d, J = 17.6 Hz), 120.7, 116.7 (d, J = 21.8 Hz), 96.3, 57.7, 15.3; ¹⁹F NMR (377 MHz, CDCl₃) δ –113.5 (s). FT IR (ZnSe, cm^{–1}): 3070, 2927, 2857, 2308, 1751, 1606, 1489, 1453, 1424, 1242, 1068; HRMS (ES TOF) m/z : (M + Na)⁺ calcd for C₁₇H₁₂ClFN₂NaO 337.0514; found 337.0513.

(3R*,4'S*)-4'-(3-Methoxyphenyl)-2-methyl-4'H-spiro[indole-3,5'-isoxazole] (3cj)

This compound was prepared *via* typical procedure A from (*E*)-2-methyl-3-(2-nitrovinyl)-1H-indole (6c) (101 mg, 0.50 mmol) and (3-methoxyphenyl)magnesium bromide (7j) generated from 1-bromo-3-methoxybenzene (372 mg, 2.0 mmol). Eluent for column chromatography: EtOAc/hexane, 1 : 1. The titled material was obtained as colorless solid, mp 84.2–87.9 °C (benzene/hexanes). R_f 0.66 (EtOAc/hexanes 1 : 1), R_f 0.68 (EtOAc/benzene 1 : 3). Yield 74 mg (0.25 mmol, 51%). ¹H NMR (400 MHz, CDCl₃) δ 7.58 (d, J = 1.4 Hz, 1H), 7.34 (d, J = 7.6 Hz, 1H), 7.19 (d, J = 7.7 Hz, 1H), 7.15 (d, J = 8.0 Hz, 1H), 6.88–6.70 (m, 2H), 6.52 (d, J = 7.5 Hz, 1H), 6.46 (d, J = 7.4 Hz, 1H), 6.41 (t, J = 2.1 Hz, 1H), 4.58 (d, J = 1.0 Hz, 1H), 3.69 (s, 3H), 2.36 (s, 3H); ¹³C{¹H} NMR (101 MHz, CDCl₃) δ 181.0, 160.0, 154.5, 149.1, 134.6, 132.9, 130.3, 130.0, 125.6, 125.3, 120.8, 120.3, 114.2, 114.1, 96.4, 58.6, 55.4, 15.4. FTIR (ZnSe, film, cm^{–1}): 3077, 2600, 1740, 1597, 1240, 1120, 1039; HRMS (ES TOF) m/z : (M + Na)⁺ calcd for C₁₈H₁₆N₂NaO₂ 315.1104; found 315.1102.

(3R*,4'S*)-2-Methyl-4'-octyl-4'H-spiro[indole-3,5'-isoxazole] (3cm)

This compound was prepared *via* typical procedure A from (*E*)-2-methyl-3-(2-nitrovinyl)-1H-indole (6c) (101 mg, 0.50 mmol) and

n-octylmagnesium bromide (7m) generated from 1-bromo-octane (384 mg, 2.00 mmol). Eluent for column chromatography: benzene. The titled material was obtained as yellowish oil. R_f 0.69 (EtOAc/hexane, 1 : 1), R_f 0.43 (benzene). Yield 79 mg (0.27 mmol, 53%) ¹H NMR (400 MHz, CDCl₃) δ 7.46 (d, J = 7.7 Hz, 1H), 7.41–7.29 (m, 3H), 7.17 (t, J = 7.4 Hz, 1H), 3.50–3.41 (m, 1H), 2.29 (s, 3H), 1.64–1.51 (m, 1H), 1.40–1.02 (m, 13H), 0.85 (t, J = 7.1 Hz, 3H); ¹³C{¹H} NMR (400 MHz, CDCl₃) δ 181.1, 153.6, 150.0, 133.8, 129.9, 125.2, 124.1, 120.2, 95.3, 52.8, 31.2, 28.7, 28.6, 28.5 (2C), 27.3, 22.1, 14.5, 13.6; FT IR (ZnSe, cm^{–1}): 3052, 2920, 2854, 1608, 1458, 1378, 1255, 1242, 1100, 1015; HRMS (ES TOF) m/z : (M + H)⁺ calcd for C₁₉H₂₇N₂O 299.2118; found 299.2111.

3-(1-(3,5-Difluorophenyl)-2-nitroethyl)-2-phenyl-1H-indole (12ag), typical procedure B

Grignard reagent 7g was prepared from 1-bromo-3,5-difluorobenzene (384 mg, 2.00 mmol) in THF and its reaction with (*E*)-3-(2-nitrovinyl)-2-phenyl-1H-indole (6a) 132 mg (0.50 mmol) was carried out in the same manner as described in typical procedure A. Then, the reaction mixture was quenched with water (30 mL), and the resulting suspension was acidified with dilute acetic acid (0.3 M, 10 mL). The product was extracted with ethyl acetate (4 × 25 mL), concentrated in vacuum and purified by preparative column chromatography. The titled material was obtained as yellowish oil. R_f 0.65 (EtOAc/hexanes 1 : 6), R_f 0.46 (benzene/hexanes 2 : 1). Yield 117 mg (0.31 mmol, 62%). ¹H NMR (400 MHz, CDCl₃) δ 8.23 (s, 1H), 7.55–7.39 (m, 7H), 7.29–7.22 (m, 1H), 7.18–7.11 (m, 1H), 6.90–6.81 (m, 2H), 6.69 (tt, J = 8.8, 2.2 Hz, 1H), 5.29 (t, J = 7.8 Hz, 1H), 5.20–5.06 (m, 2H); ¹³C{¹H} NMR (101 MHz, CDCl₃) δ 163.4 (dd, J = 249.4, 12.9 Hz, 2C), 144.1 (t, J = 8.5 Hz), 137.4, 136.1, 131.9, 129.3 (2C), 129.1, 128.9 (2C), 126.7, 123.0, 120.8, 119.6, 111.7, 110.7 (dd, J = 18.7, 7.2 Hz, 2C), 108.6, 103.0 (t, J = 25.3 Hz), 78.5, 40.5 (t, J = 2.2 Hz); ¹⁹F NMR (376 MHz, chloroform-*d*) δ –108.5 (s); FTIR (ZnSe, film, cm^{–1}): 3411, 2916, 1725, 1621, 1596, 1552, 1455, 1374, 1312, 1244, 1116, 1041; HRMS (ES TOF) m/z : (M + Na)⁺ calcd for C₂₂H₁₆F₂N₂NaO₂ 401.1072; found 401.1082.

3-(2-Nitro-1-phenylethyl)-2-phenyl-1H-indole (12aa)²⁷

This compound was prepared *via* typical procedure B from (*E*)-3-(2-nitrovinyl)-2-phenyl-1H-indole (6a) (132 mg, 0.50 mmol) and 1-bromobenzene (7a) (312 mg, 2.0 mmol). Eluent for column chromatography: EtOAc/hexane, 1 : 4. The titled material was obtained as colorless solid. R_f 0.63 (EtOAc/hexane, 1 : 1). Yield 154 mg (0.45 mmol, 91%). ¹H NMR (400 MHz, chloroform-*d*) δ 8.05 (s, 1H), 7.42 (d, J = 8.0 Hz, 1H), 7.37–7.28 (m, 5H), 7.27–7.08 (m, 7H), 7.01 (t, J = 7.5 Hz, 1H), 5.22 (t, J = 8.0 Hz, 1H), 5.14–4.95 (m, 2H).

3-(2-Nitro-1-(*o*-tolyl)ethyl)-2-phenyl-1H-indole (12ab)

This compound was prepared *via* typical procedure B from (*E*)-3-(2-nitrovinyl)-2-phenyl-1H-indole (6a) (132 mg, 0.50 mmol) and *o*-tolylmagnesium bromide (7b), generated from 1-bromo-2-methylbenzene (340 mg, 2.0 mmol). Eluent for column chromatography: benzene. The titled material was obtained as



colorless crystals, mp 178.3–181.4 °C (benzene). R_f 0.69 (EtOAc/hexane, 1 : 4), R_f 0.63 (benzene/hexane, 1 : 1). Yield 163 mg (0.46 mmol, 92%). $^1\text{H NMR}$ (400 MHz, DMSO- d_6) δ 11.48 (s, 1H), 7.82 (d, J = 8.1 Hz, 1H), 7.69 (d, J = 7.6 Hz, 1H), 7.55 (d, J = 6.4 Hz, 4H), 7.47 (td, J = 6.0, 2.6 Hz, 1H), 7.40 (d, J = 8.1 Hz, 1H), 7.21–7.08 (m, 4H), 7.02 (t, J = 7.5 Hz, 1H), 5.58–5.43 (m, 2H), 5.32 (t, J = 8.2 Hz, 1H), 1.98 (s, 3H); $^{13}\text{C}\{^1\text{H}\}$ NMR (101 MHz, DMSO- d_6) δ 138.1, 136.6, 136.3, 135.8, 132.6, 130.9, 128.8 (2C), 128.7 (2C), 128.2, 126.9, 126.8, 126.7, 126.0, 121.4, 120.1, 119.3, 111.7, 107.8, 77.3, 37.9, 18.7; FT IR (ZnSe, cm^{-1}): 3396, 3055, 1951, 1764, 1550, 1455, 1380, 1317, 1237, 1120; HRMS (ES TOF) m/z : (M + H) $^+$ calcd for $\text{C}_{23}\text{H}_{20}\text{N}_2\text{O}_2$ 357.1417; found 357.1410.

3-(1-(4-Methoxyphenyl)-2-nitroethyl)-2-phenyl-1H-indole (12aj)

This compound was prepared *via* typical procedure B from (*E*)-3-(2-nitrovinyl)-2-phenyl-1H-indole (6a) (132 mg, 0.50 mmol) and (3-methoxyphenyl)magnesium bromide (7j) generated from 1-bromo-3-methoxybenzene (372 mg, 2.0 mmol). Eluent for column chromatography: benzene. The titled material was obtained as yellowish amorphous solid. R_f 0.39 (EtOAc/hexanes 1 : 4), R_f 0.48 (benzene). Yield 153 mg (0.41 mmol, 82%). $^1\text{H NMR}$ (400 MHz, CDCl_3) δ 8.21 (s, 1H), 7.57 (d, J = 8.0 Hz, 1H), 7.47–7.42 (m, 5H), 7.37 (d, J = 8.1 Hz, 1H), 7.29–7.19 (m, 2H), 7.13 (t, J = 7.5 Hz, 1H), 6.96 (d, J = 7.7 Hz, 1H), 6.91 (s, 1H), 6.80 (dd, J = 8.2, 1.7 Hz, 1H), 5.31 (t, J = 7.9 Hz, 1H), 5.21–5.10 (m, 2H), 3.73 (s, 3H); $^{13}\text{C}\{^1\text{H}\}$ NMR (101 MHz, CDCl_3) δ 160.0, 141.7, 137.1, 136.2, 132.3, 130.0, 129.0 (2C), 128.9 (2C), 128.7, 127.1, 122.6, 120.4, 120.0, 119.8, 113.9, 112.3, 111.5, 109.6, 79.1, 55.3, 40.9; FTIR (ZnSe, film, cm^{-1}): 3407, 2923, 1956, 1596, 1455, 1380, 1264, 1147, 1034; HRMS (ES TOF) m/z : (M + Na) $^+$ calcd for $\text{C}_{23}\text{H}_{20}\text{N}_2\text{NaO}_3$ 395.1366; found 395.1376.

3-(1-Nitropentan-2-yl)-2-phenyl-1H-indole (12ak, ROS 542)

This compound was prepared *via* typical procedure B from (*E*)-3-(2-nitrovinyl)-2-phenyl-1H-indole (6a) (132 mg, 0.50 mmol) and *n*-propylmagnesium bromide (7k) generated from 1-bromopropane (244 mg, 2.00 mmol). Eluent for column chromatography: benzene. The titled material was obtained as colorless amorphous solid, mp 133.0–134.6 °C (benzene). R_f 0.71 (EtOAc/hexane, 1 : 4), R_f 0.69 (benzene/hexane, 1 : 1). Yield 127 mg (0.41 mmol, 83%). $^1\text{H NMR}$ (400 MHz, CDCl_3) δ 8.09 (s, 1H), 7.69 (d, J = 7.9 Hz, 1H), 7.48 (dd, J = 20.9, 4.4 Hz, 5H), 7.39 (t, J = 4.0 Hz, 1H), 7.28–7.22 (m, 1H), 7.18 (td, J = 8.0, 7.1, 0.9 Hz, 1H), 4.90–4.76 (m, 2H), 4.04–3.87 (m, 1H), 2.05 (dtd, J = 13.3, 10.2, 5.2 Hz, 1H), 1.81–1.64 (m, 1H), 1.28–1.07 (m, 2H), 0.77 (t, J = 7.3 Hz, 3H); $^{13}\text{C}\{^1\text{H}\}$ NMR (101 MHz, CDCl_3) δ 136.9, 136.1, 132.5, 128.9 (2C), 128.8 (2C), 128.4, 126.5, 122.3, 119.9, 119.5, 111.4, 109.9, 80.0, 36.1, 34.2, 20.6, 13.7; FT IR (ZnSe, cm^{-1}): 3400, 3059, 2923, 2853, 1746, 1738, 1552, 1456, 1370, 1244, 1200, 1046; HRMS (ES TOF) m/z : (M + Na) $^+$ calcd for $\text{C}_{19}\text{H}_{20}\text{N}_2\text{NaO}_2$ 331.1417; found 331.1408.

3-(1-Nitroheptan-2-yl)-2-phenyl-1H-indole (12al)

This compound was prepared *via* typical procedure B from (*E*)-3-(2-nitrovinyl)-2-phenyl-1H-indole (6a) (132 mg, 0.50 mmol) and

n-pentylmagnesium bromide (7l) generated from 1-bromopentane (300 mg, 2.00 mmol). Eluent for column chromatography: benzene. The titled material was obtained as yellow oil. R_f 0.36 (EtOAc/hexane, 1 : 4), R_f 0.64 (benzene/hexane, 1 : 1). Yield 128 mg (0.38 mmol, 76%). $^1\text{H NMR}$ (400 MHz, chloroform- d) δ 8.10 (s, 1H), 7.68 (d, J = 8.0 Hz, 1H), 7.52–7.42 (m, 5H), 7.41–7.37 (m, 1H), 7.24 (ddd, J = 8.2, 7.1, 1.2 Hz, 1H), 7.17 (ddd, J = 8.1, 7.1, 1.1 Hz, 1H), 4.90–4.75 (m, 2H), 3.99–3.85 (m, 1H), 2.12–1.98 (m, 1H), 1.79–1.67 (m, 1H), 1.24–1.05 (m, 6H), 0.76 (t, J = 6.9 Hz, 3H); $^{13}\text{C}\{^1\text{H}\}$ NMR (101 MHz, CDCl_3) δ 136.7, 135.9, 132.3, 128.7 (2C), 128.7 (2C), 128.2, 126.4, 122.1, 119.7, 119.3, 111.2, 109.8, 79.9, 36.1, 31.8, 31.2, 26.8, 22.2, 13.7; FT IR (ZnSe, cm^{-1}): 3400, 3055, 2923, 2849, 1546, 1455, 1447, 1425, 1380, 1306, 1240, 1072; HRMS (ES TOF) m/z : (M + Na) $^+$ calcd for $\text{C}_{21}\text{H}_{24}\text{N}_2\text{NaO}_2$ (M + Na) $^+$ 359.1730; found 359.1722.

(3*R**,4'*S*'*)-2,4'-Diphenyl-4'*H*-spiro[indole-3,5'-isoxazole] (3aa) from nitroalkane (12aa)

A 10 mL two necked round bottomed flask was equipped with magnetic spin bar, rubber septum, and reflux condenser. The apparatus was dried with heat gun (at 300 °C) in vacuum and refilled with dry argon, and this operation was repeated three times. The glassware was allowed to cool to room temperature and LDA (2 M in THF, 1.00 mL, 2.00 mmol) was added *via* syringe, followed by 0.5 mL of benzene. 3-(2-Nitro-1-phenylethyl)-2-phenyl-1H-indole (12aa) (171 mg, 0.50 mmol) was introduced, and the reaction mixture was stirred at room temperature for 2 h. The work up with cold concentrated HCl was performed, followed by aqueous workup, extraction and isolation in the same manner as described in typical procedure A. The titled compound was isolated as colorless oil, yield 99 mg (0.31 mmol, 61%).

Conflicts of interest

There are no conflicts to declare.

Acknowledgements

Synthetic studies performed in the frame of this project were supported by grants from the Russian Science Foundation (grant number 18-13-00238).

Notes and references

- 1 A. Singh and G. P. Roth, *Org. Lett.*, 2011, **13**, 2118–2121.
- 2 A. Singh and G. P. Roth, *Tetrahedron Lett.*, 2012, **53**, 4889–4891.
- 3 S.-Y. Wu, W.-L. Chen, X.-P. Ma, C. Liang, G.-F. Su and D.-L. Mo, *Adv. Synth. Catal.*, 2019, **361**, 965–970.
- 4 C. J. A. Ribeiro, J. D. Amaral, C. M. P. Rodrigues, R. Moreira and M. M. M. Santos, *Bioorg. Med. Chem.*, 2014, **22**, 577–584.
- 5 A. V. Velikorodov, V. A. Ionova, O. V. Degtyarev and L. T. Sukhenko, *Pharm. Chem. J.*, 2013, **46**, 715–719.
- 6 H. M. Refat, *J. Heterocycl. Chem.*, 2015, **52**, 1488–1495.



- 7 A. A. El-Gendy and A. M. Ahmedy, *Arch. Pharmacol. Res.*, 2000, **23**, 310–314.
- 8 M. S. K. Youssef and A. A. O. Abeed, *Heterocycl. Commun.*, 2014, **20**, 25–31.
- 9 I. A. Khan, V. M. Balaramnavar and A. K. Saxena, *Tetrahedron*, 2012, **68**, 10122–10129.
- 10 A. Dandia, R. Singh, G. Kumar, K. Arya and H. Sachdeva, *Heterocycl. Commun.*, 2001, **7**, 571–576.
- 11 F. Risitano, G. Grassi, F. Foti, G. Bruno and A. Rotondo, *Heterocycles*, 2003, **60**, 857–863.
- 12 C. J. A. Ribeiro, S. Praveen Kumar, R. Moreira and M. M. M. Santos, *Tetrahedron Lett.*, 2012, **53**, 281–284.
- 13 A. V. Velikorodov, O. Y. Poddubnyi, A. K. Kuanchaliev and O. O. Krivosheev, *Russ. J. Org. Chem.*, 2010, **46**, 1826–1829.
- 14 C.-H. Chen, Q.-Q. Liu, X.-P. Ma, Y. Feng, C. Liang, C.-X. Pan, G.-F. Su and D.-L. Mo, *J. Org. Chem.*, 2017, **82**, 6417–6425.
- 15 A. V. Aksenov, D. A. Aksenov, N. A. Aksenov, E. V. Aleksandrova and M. Rubin, *J. Org. Chem.*, 2019, **84**, 12420–12429.
- 16 A. V. Aksenov, D. A. Aksenov, N. A. Arutiunov, N. A. Aksenov, E. V. Aleksandrova, Z. Zhao, L. Du, A. Kornienko and M. Rubin, *J. Org. Chem.*, 2019, **84**, 7123–7137.
- 17 A. V. Aksenov, N. A. Aksenov, D. A. Aksenov, V. F. Khamraev and M. Rubin, *Chem. Commun.*, 2018, **54**, 13260–13263.
- 18 T. Betke, P. Rommelmann, K. Oike, Y. Asano and H. Groeger, *Angew. Chem., Int. Ed.*, 2017, **56**, 12361–12366.
- 19 I. Deb, S. John and I. N. N. Namboothiri, *Tetrahedron*, 2007, **63**, 11991–11997.
- 20 R. C. Dhakal and R. K. Dieter, *Org. Lett.*, 2014, **16**, 1362–1365.
- 21 S.-C. Lu, P.-R. Zheng and G. Liu, *J. Org. Chem.*, 2012, **77**, 7711–7717.
- 22 P. Reddy and R. Bandichhor, *Tetrahedron Lett.*, 2013, **54**, 3911–3915.
- 23 M. Tissot and A. Alexakis, *Chem.–Eur. J.*, 2013, **19**, 11352–11363.
- 24 K. Wood, D. S. C. Black and N. Kumar, *Tetrahedron*, 2011, **67**, 4093–4102.
- 25 K. Wood, D. S. C. Black, I. N. N. Namboothiri and N. Kumar, *Tetrahedron Lett.*, 2010, **51**, 1606–1608.
- 26 C.-F. Yao, K.-H. Kao, J.-T. Liu, C.-M. Chu, Y. Wang, W.-C. Chen, Y.-M. Lin, W.-W. Lin, M.-C. Yan, J.-Y. Liu, M.-C. Chuang and J.-L. Shiue, *Tetrahedron*, 1998, **54**, 791–822.
- 27 C. Praveen, K. Karthikeyan and P. T. Perumal, *Tetrahedron*, 2009, **65**, 9244–9255.

