

REVIEW

View Article Online
View Journal | View Issue



Cite this: *Org. Biomol. Chem.*, 2021, **19**, 2847

Received 26th October 2020,
Accepted 1st March 2021

DOI: 10.1039/d0ob02151b

rsc.li/obc

Mutual kinetic resolution: probing enantiorecognition phenomena and screening for kinetic resolution with racemic reagents†

Stephen G. Davies, * Ai M. Fletcher, Paul M. Roberts and James E. Thomson

Enantiorecognition between a racemic reagent and a racemic substrate can be a valuable process in organic synthesis. This review highlights representative examples of this phenomenon and the use of mutual kinetic resolution as a method for screening of kinetic and/or parallel kinetic resolutions.

Introduction

Horeau, Kagan and Vigneron first reported an example of double asymmetric induction in 1968¹ and Masamune *et al.* defined the concept of double asymmetric induction in both racemic and enantiopure substrate systems.² Mutual kinetic resolution (MKR) was mentioned by Heathcock and co-workers in 1981:^{3,4} “mutual kinetic resolution is expected in reactions between two chiral racemic compounds and that the magnitude of the effect should be proportional to the inherent diastereoselectivity shown by each compound in its reaction with achiral

reaction partners”. In their report, Heathcock and co-workers showed that treatment of the racemic ketone **1** with LDA followed by addition of racemic aldehyde **2** and TMEDA gave aldol adduct **3** as a single diastereoisomeric product. This process involves formation of two new stereogenic centres which could thus afford up to eight possible diastereoisomeric products. The stereochemical outcome of this reaction was explained by two factors: (1) the relative stereochemistries of the two newly formed stereogenic centres are governed by the well-documented preferential stereoselective addition of the corresponding chelated (*Z*)-enolate derived from treatment of **1** with LDA, and an aldehyde; and (2) the (*Z,R*)-enantiomer of the racemic enolate **4** reacts with the (*R*)-enantiomer of the racemic aldehyde **2** faster than it does with the (*S*)-enantiomer of the racemic aldehyde **2**; similarly and exactly complemen-

Department of Chemistry, Chemistry Research Laboratory, University of Oxford, Mansfield Road, Oxford, OX1 3TA, UK. E-mail: steve.davies@chem.ox.ac.uk


† This article is part of the special issue dedicated to The Horeau Principle.



Stephen G. Davies

Steve Davies is the fifth Waynflete Professor of Chemistry at the University of Oxford. He has been the recipient of numerous prizes, including the following Royal Society of Chemistry awards: Hickinbottom Fellowship, Corday Morgan Medal and Prize, Award for Organometallic Chemistry, Bader Award, Tilden Lectureship, Award for Stereochemistry, and Perkin Prize for Organic Chemistry. He

has published more than 600 papers and has research interests ranging from organometallic chemistry, asymmetric synthesis and natural product chemistry to medicinal chemistry and drug discovery. In 2014, he was elected Dr Honoris Causa, University of Salamanca (Spain).

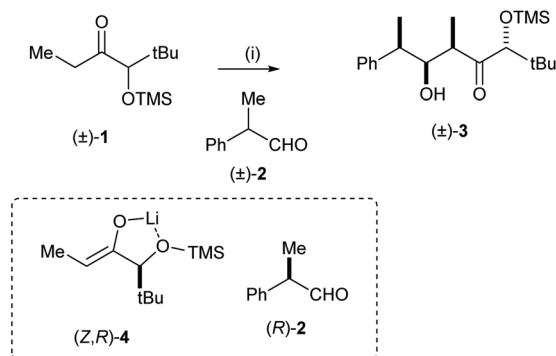


Ai M. Fletcher

Ai Fletcher obtained a B. En. from Keio University, Japan, then moved to the U.K. where she pursued a Ph.D. at Imperial College London under supervision of Professor Chris Braddock. Since completing her Ph.D. in 2004, she has explored a range of chemistry as a post-doctoral researcher at the University of Regensburg (Professor Oliver Reiser), and at the University of Bath (Professor Michael Willis), she joined the group of Professor

Steve Davies in Oxford in 2007, where she has been involved with the development of asymmetric synthetic methodology and its application to the total synthesis of natural products.





Scheme 1 Reagents and conditions: (i) LDA, THF, -70 °C, 2 h then TMEDA, (±)-2, 20 min.

tary, the (Z,S)-enantiomer of the racemic enolate, *ent*-4, reacts faster with the (S)-enantiomer of the racemic aldehyde 2 than it does with the (R)-enantiomer of the racemic aldehyde 2, thus leading to the same diastereoisomer of the product in racemic form (Scheme 1).

Since Heathcock's report, several mutual kinetic resolutions have appeared in the literature. When high levels of enantio-recognition occur, it is as a result of the fact that one of the enantiomers of the racemic reagent reacts significantly faster with one of the enantiomers of the racemic substrate than with the other. However, the levels of enantio-recognition between two racemic reactants are not easily predictable and the majority of the reports have been one-off examples of reagent enhanced doubly diastereoselective reactions. We came to realise that this process could be useful, and have employed mutual kinetic resolution as a reliable method to evaluate the potential for efficient kinetic and/or parallel kinetic resolution protocols⁵ by quantifying levels of enantio-recognition using the stereoselectivity factor *E*.⁶ In this review, we will describe representative examples of mutual kinetic resolutions reported in the literature since Heathcock's seminal

work, and examples where mutual kinetic resolution could be employed in screening while evaluating kinetic and/or parallel kinetic resolution for the analogous system of enantiopure reagents.

Mutual kinetic resolution: chiral recognition between racemic reactants

Several examples of mutual kinetic resolutions resulting in formation of one major (racemic) diastereoisomeric product have been reported in the literature;⁷ some of those will be presented in this section.

Total synthesis of erythromycin A

Several examples of mutual kinetic resolution have been reported in the area of target synthesis where a racemic reagent and a racemic substrate produced a major diastereoisomeric product with high diastereoselectivity. For example, in Woodward's posthumous report of the total synthesis of erythromycin A,⁸ erythronolide A seco acid 8, a key precursor for the synthesis, was prepared using an aldol reaction between racemic aldehyde 5 and the racemic enolate derived from ketone 6. The ketone 6 was treated with MeLi followed by addition of aldehyde 5, and then subsequent oxidation gave diketone 7 as a major diastereoisomeric product (83 : 17 dr). In the corresponding reaction of enantiopure reagents 5 and 6, diketone 7 was obtained in 76% yield as a single diastereoisomer (Scheme 2). Diketone 7 was elaborated to erythronolide A seco acid 8.

Mutual kinetic resolution of an α -chiral aldehyde and a chiral silylenol ether in an aldol reaction

Yamamoto and co-workers reported the highly efficient mutual kinetic resolution of racemic aldehyde 2 and racemic cyclic



Paul M. Roberts

Paul Roberts graduated with an M.Chem. from Jesus College, Oxford, in 2000, which was followed by a D.Phil. with Professor Steve Davies in the area of the asymmetric synthesis of piperidine alkaloids employing a ring closing metathesis approach. In 2005, he took up a post-doctoral position with Professor Davies at Oxford, where his research interests centre upon natural product synthesis and the development of new stereoselective method-

ologies, for example to effect the chemo- and stereoselective functionalisation of allylic amines with a range of electrophilic reagents.

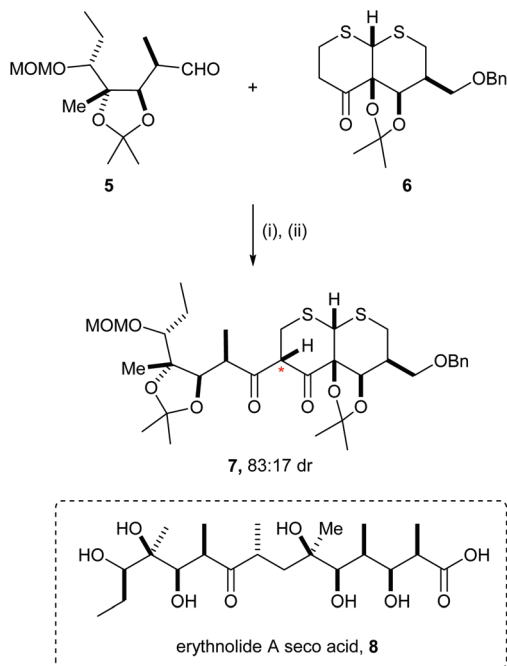


James E. Thomson

Jim Thomson studied chemistry at the University of Oxford where he gained an M.Chem. (2003) and then D.Phil. (2007), working with Professor Steve Davies in the area of β -amino acid organo-catalysis. He then took up a post-doctoral position with Professor Davies, as a Junior Research Fellow, and in 2010 was appointed to a Research Fellowship in association with St Catherine's College, Oxford. His research interests centre

upon the development of novel asymmetric transformations and the total synthesis of natural products.



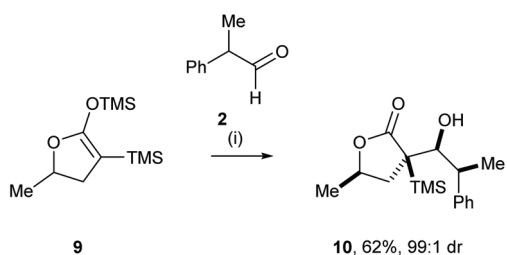


Scheme 2 Reagents and conditions: (i) MeLi, THF, -50°C ; (ii) TFAA, DMSO, CH_2Cl_2 , -78°C .

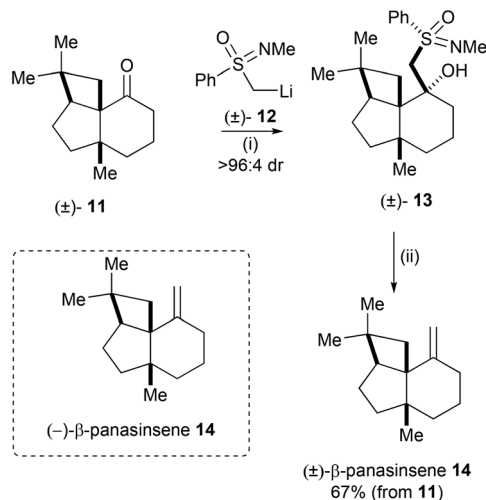
silylenol ether **9**.⁹ Racemic **9** was treated with racemic **2** in the presence of TiCl_4 , which gave furanone **10** in 62% yield and very high diastereoisomeric purity (Scheme 3).¹⁰ The high diastereoselectivity in this reaction was rationalised by the combination of the preferential diastereofacial selectivity upon the addition of the chiral silyl enol ether **9** and preferential diastereofacial addition to aldehyde **2** in accordance with Cram's rule.¹¹

Doubly diastereoselective reaction: nucleophilic addition of a chiral organolithium reagent to a chiral ketone

Johnson and Meanwell reported the total synthesis of the ginseng sesquiterpene $(-)\beta$ -panasinsene **14** employing the high degree of enantioselectivity between chiral organolithium reagent **12** and chiral ketone **11** as the key step in their synthesis.¹² Due to the low efficiency when ketone **11** was exposed to Wittig olefination conditions, the authors demonstrated an alternative methylenation procedure employing a resolution exploiting sulfoximine chemistry. Addition of racemic



Scheme 3 Reagents and conditions: (i) TiCl_4 , CH_2Cl_2 , -78°C , 1 h.



Scheme 4 Reagents and conditions: (i) (\pm) -**12**, -78°C ; (ii) aluminium amalgam, AcOH, THF, H_2O .

(*N*-methylphenylsulfonylimidoyl)methyl lithium **12** to racemic ketone **11** gave **13** as essentially a single diastereoisomeric product. Treatment of the resulting adduct **13** with aluminium amalgam and AcOH gave $(\pm)\beta$ -panasinsene **14** in 67% yield from **11** (Scheme 4). This finding indicated that $(+)$ -(*S*)-sulfoximine reagent **12** should react faster with the $(-)$ -enantiomer of ketone **11**, thus an enantioselective synthesis of $(-)\beta$ -panasinsene **14** was subsequently devised and successfully executed.

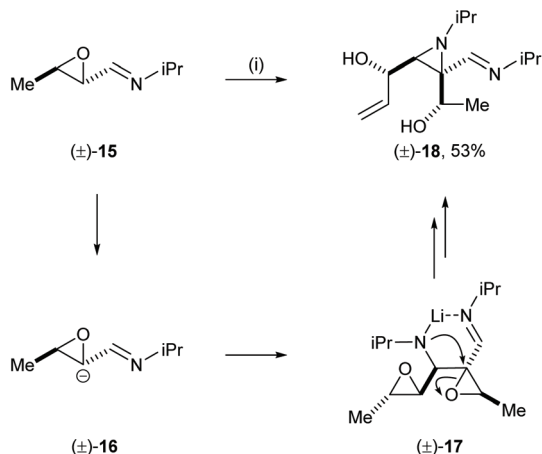
Mutual kinetic resolution of oxiranyl carbaldimine by base-induced heterochiral dimerization

Wurthwein and co-workers reported an interesting case of mutual kinetic resolution in an aza-Darzens type reaction in their stereoselective synthesis of a highly functionalised aziridine.¹³ Treatment of racemic oxiranyl carbaldimine **15** with LDA and KOTu gave dimerised aziridine **18** in 53% yield. The unexpected formation of **18** was explained by the deprotonation of the α -proton of epoxide **15** followed by nucleophilic attack of the resultant carbanion **16** to the enantiomeric oxiranyl carbaldimine **15** to give intermediate **17**. The authors proposed regioselective nucleophilic ring-opening of the epoxide *via* a well-defined six-membered transition state and subsequent base induced second epoxide ring-opening gave aziridine **18** in 53% yield with high diastereoselectivity (Scheme 5). The high enantioselectivity in this reaction was demonstrated by the control experiment where analogous treatment of enantioenriched starting epoxide (S,S) -**15** (86% ee) gave about 10 different products. The lack of the other enantiomer [*i.e.*, the “matched” reactant¹⁴ pairing for (S,S) -**15**] in this process suppressed the formation of the dimerised aziridine product.

Mutual kinetic resolution in the Michael addition reaction between a chiral lithium amide reagent and a chiral iron crotonoyl complex

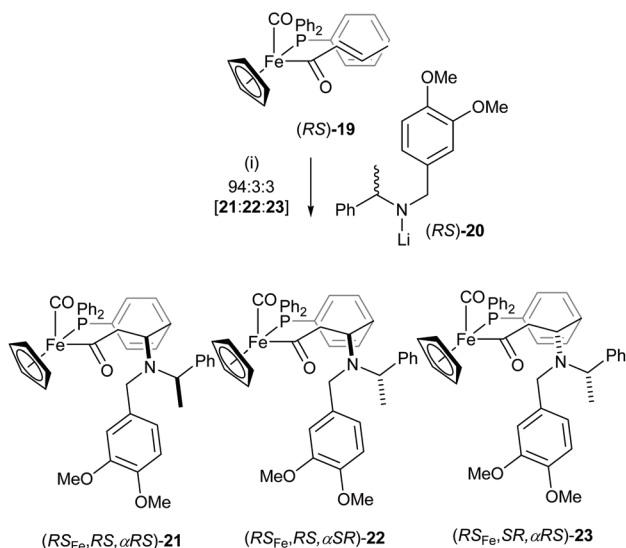
Iron acyl complexes incorporating the chiral iron auxiliary $[(\text{C}_5\text{H}_5)\text{Fe}(\text{CO})(\text{PPh}_3)]$ were originally developed for the highly





Scheme 5 Reagents and conditions: (i) LDA, KOtBu, THF, -78°C to rt, 1 h.

diastereoselective functionalisation of the corresponding enolates and have been employed widely in stereoselective synthesis.¹⁵ We reported a high degree of chiral recognition in the Michael addition reaction between chiral lithium amides such as racemic lithium *N*-(3,4-dimethoxybenzyl)-*N*-(α -methylbenzyl)amide (*RS*)-**20** and the chiral iron crotonyl complex (*RS*)-**19**.¹⁶ Treatment of iron crotonyl complex (*RS*)-**19** with 2.0 equiv. of lithium amide (*RS*)-**20** gave a 94 : 3 : 3 mixture of (*RS*_{Fe},*RS*, α *RS*)-**21**, (*RS*_{Fe},*RS*, α *SR*)-**22** and (*RS*_{Fe},*SR*, α *RS*)-**23** in 82% combined yield (Scheme 6). This high degree of mutual kinetic resolution could be translated to a 15 : 1 rate difference between the “matched” [(*R*)-**19** and (*S*)-**20**] and the “mismatched” [(*S*)-**19** and (*S*)-**20**] pairs of reagents, or their antipodal pairs. This observation formed the basis for the development of secondary lithium amides derived from



Scheme 6 Reagents and conditions: (i) THF, -78°C , 2 h.

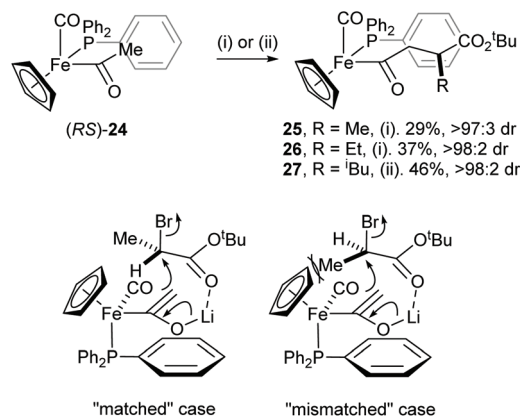
α -methylbenzylamine and its derivatives as highly useful “chiral ammonia equivalents” in asymmetric synthesis.¹⁷

Stereoselective alkylation of succinoyl iron complexes *via* a mutual kinetic resolution strategy

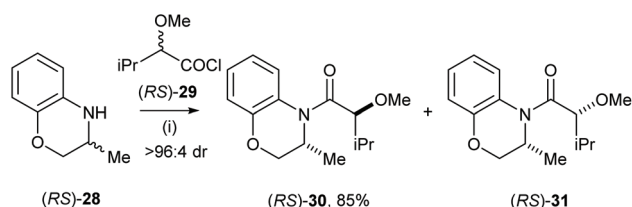
An efficient mutual kinetic resolution process was also found in the alkylation reaction between the iron acetyl enolate and α -bromoesters.¹⁸ Treatment of racemic iron acyl complex (*RS*)-**24** with BuLi followed by addition of racemic RCHBrCO₂tBu (R = Me or Et) or racemic iPrCH(OTf)CO₂tBu gave racemic complexes **25–27** with excellent diastereoselectivity (>97 : 3 dr). The stereochemical outcome of this reaction was rationalised by a steric interaction of the α -methyl group within the electrophile and the cyclopentadienyl ligand of the iron complex **24**, which occurs in the “mismatched” case (Scheme 7).

Stereoselective acylation of heterocyclic amines *via* a mutual kinetic resolution strategy

Very recently Vakarov and co-workers studied stereoselective acylation of racemic heterocyclic amines and racemic 2-alkoxyacylchloride.¹⁹ For example, racemic amine (*RS*)-**28** was treated with racemic acylchloride (*RS*)-**29** in toluene for 6 h, which gave the major diastereoisomeric product (*RS*)-**30** with high selectivity (>96 : 4 dr) and isolated in 85% yield (Scheme 8). Acylation of the analogues system were also extensively studied.^{20,21}



Scheme 7 Reagents and conditions: (i) BuLi, THF, -78°C then (*RS*)-RCHBrCO₂tBu, -78°C , 10 min; (ii) BuLi, THF, -78°C then (*RS*)-RCHOTfCO₂tBu, -78°C , 10 min.



Scheme 8 Reagents and conditions: (i) (*RS*)-**29**, toluene, 20°C , 6 h.



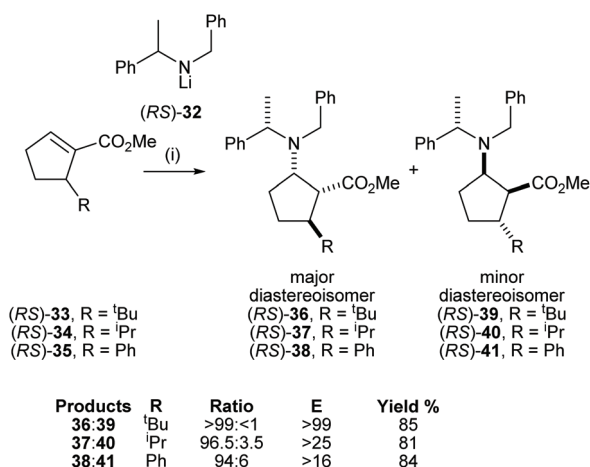
Mutual kinetic resolution as a screening method for kinetic and parallel kinetic resolutions

Mutual kinetic resolution can be a key initial evaluation method to assess the level of the enantioselectivity of the reagents. The levels of enantioselectivity are quantified by the stereoselectivity factor E ,⁵ which is determined from the product distribution using ¹H NMR spectroscopic analysis (*i.e.*, ratio of the major diastereoisomeric product to the minor diastereoisomeric product). In this approach, the effects of mass action are eliminated, allowing the magnitude of the stereoselectivity factor E to be obtained independent of the reaction conversion.^{22,23} If high enantioselectivity is seen (*i.e.*, high E value, typically >10) between the reacting reagents, efficient kinetic and parallel kinetic resolution can be expected.

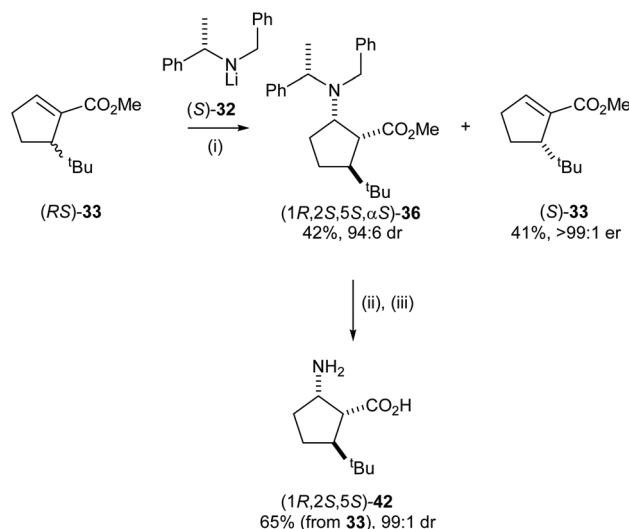
Asymmetric syntheses of substituted cispentacin derivatives

The cyclic β -amino acid, 2-aminocyclopentane carboxylic acid (cispentacin) and its derivatives have attracted considerable attention in synthetic and biological chemistry due to their secondary structural properties, biological activities,²⁴ and use as an efficient organocatalyst.^{25,26} We have enhanced the structural diversity of substituted cispentacin derivatives available by employing kinetic resolutions or parallel kinetic resolution strategies.^{27–29} Conjugate addition of racemic lithium amide reagent (*RS*)-32 to a range of 5-substituted methyl (*RS*)-cyclopent-1-ene-carboxylates 33–35, bearing an α -branched 5-substituent, gave major diastereoisomeric products 36–38 in good yield (>80%) and with high diastereoselectivities (>94 : 6 dr) (Scheme 9).

High E values (>16 in each case) obtained in these mutual kinetic resolutions suggested that efficient kinetic resolutions could be developed in this system for the asymmetric synthesis of the corresponding enantiopure substituted cispentacin derivatives.^{29a} Treatment of enantiopure lithium amide (*S*)-32 (0.8 equiv.) with (*RS*)-33 (1.0 equiv.) gave β -amino ester 36 in 94 : 6 dr and 42% isolated yield. The resolved α,β -unsaturated ester



Scheme 9 Reagents and conditions: (i) (*RS*)-32, THF, -78°C , 2 h.



Scheme 10 Reagents and conditions: (i) (*S*)-32 (0.8 equiv.), THF, -78°C , 2 h; (ii) Pd(OH)₂/C, MeOH, H₂ (5 atm), rt; (iii) 20% HCl (aq), then Dowex 50Q-X8.

(*S*)-33 was also isolated in 41% yield and >99 : 1 er. β -Amino ester 36 was then elaborated to the corresponding β -amino acid 42 in 65% yield (over 2 steps) and 99 : 1 dr (Scheme 10).

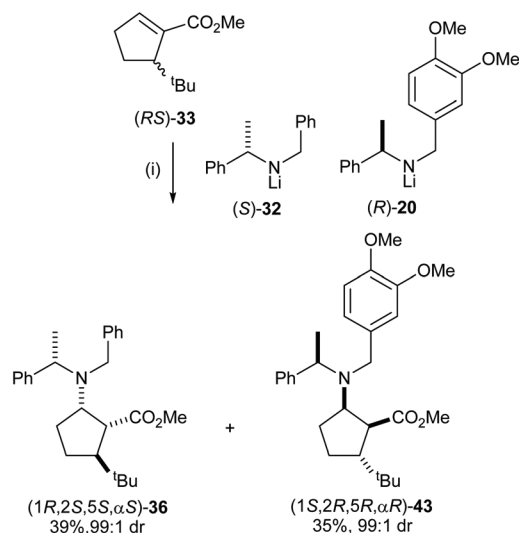
After developing a successful kinetic resolution for these conjugate addition reactions, we have shown that a 50 : 50 mixture of lithium (*S*)-*N*-benzyl-*N*-(α -methylbenzyl) amide 32 and lithium (*R*)-*N*-(3,4-dimethoxybenzyl)-*N*-(α -methylbenzyl)amide 20 could act as an optimal pseudoenantiomeric mixture for the corresponding parallel kinetic resolution. Conjugate addition of lithium *N*-benzyl-*N*-(α -methylbenzyl)amide 32 and lithium *N*-(3,4-dimethoxybenzyl)-*N*-(α -methylbenzyl)amide 20 to a series of α,β -unsaturated esters proceeded at similar rates²⁸ and the high polarity of *N*-(3,4-dimethoxybenzyl)-*N*-(α -methylbenzyl)amino groups compared to *N*-benzyl-*N*-(α -methylbenzyl)amino groups facilitates easy separation of the pseudoenantiomeric β -amino ester products by flash column chromatography. A range of enantiomerically pure 5-substituted cispentacin derivatives were synthesised *via* a parallel kinetic resolution (PKR) strategy employing a pseudoenantiomeric mixture of lithium amides (*S*)-32 and (*R*)-20.^{29a} For example, addition of a 50 : 50 mixture of (*S*)-32 and (*R*)-20 to α,β -unsaturated ester (*RS*)-33 gave a 50 : 50 mixture of β -amino esters 36 and 43 which were isolated as essentially single diastereoisomers in 39% and 35% yield, respectively, upon purification (Scheme 11).

This strategy was also applied in kinetic^{27a,c,28} and parallel kinetic³⁰ resolutions for the synthesis of enantiopure 3-alkyl-substituted cispentacin derivatives, and 6-alkyl-substituted cishexacin derivatives.³¹

Mutual kinetic resolution of acyclic γ -amino- α,β -unsaturated esters

The highly efficient mutual kinetic resolution upon conjugate addition of chiral lithium amide reagents to chiral Michael





Scheme 11 Reagents and conditions: (i) (S)-32 (1.5 equiv.), (R)-20 (1.5 equiv.), THF, -78 °C, 2 h.

Table 1 Reagents and conditions: (i) (RS)-32 (1.6 equiv.), THF, -78 °C, 2 h

R	dr	E	Yield %	
44 Me	>99 : 1	>99	49, 83	
45 Et	95 : 5	19	50, 70	
46 Bn	96 : 4	24	51, 83	
47 ^t Bu	99 : 1	99	52, 77	
48 CH ₂ OBn	>99 : 1	>99	53, 75	

acceptors was also observed in acyclic systems. Treatment of a range of acyclic γ -amino esters (RS)-44–48 with 1.6 equiv. of (RS)-32 gave γ,β -diamino esters 49–53 in >95 : 5 dr (Table 1). These results allowed us to predict that (RS)-44–48 were viable substrates for the corresponding parallel kinetic resolution protocol.

The parallel kinetic resolution of α,β -unsaturated esters (RS)-44–48 using a 50 : 50 pseudoenantiomeric mixture of lithium amides (R)-32 and (S)-20 gave the corresponding (α R)-products 49–53 and (α S)-products 54–58 in 31–42% yield and 40–43% yield, respectively, as a single diastereoisomer in each case (Table 2).³²

Resolution of 2-phenyl propanoic acid derivatives using pseudo enantiomeric oxazolidine-2-ones

Eames and co-workers reported the diastereoselective coupling of 2-phenylpropanoate and lithiated oxazolidine-2-ones,

Table 2 Reagents and conditions: (i) (S)-20 (2.0 equiv.), (R)-32 (2.0 equiv.), THF, -78 °C, 2 h

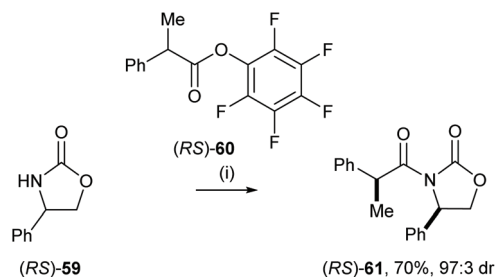
R	(α R) product yield %	(α S) product yield %	
44 Me	49, 40	54, 43	
45 Et	50, 31	55, 40	
46 Bn	51, 42	56, 43	
47 ^t Bu	52, 39	57, 43	
48 CH ₂ OBn	53, 37	58, 40	

including a computational analysis of the potential pathway.³³ This strategy enabled efficient resolution of 2-phenyl propanoic acid derivatives. For example, treatment of racemic 4-phenyloxazolidin-2-one 59 with nBuLi followed by the addition of racemic (RS)-60 gave syn-61 in 70% yield and 97 : 3 dr (Scheme 12).

The high levels of mutual kinetic resolution observed in this process allowed its application in a parallel kinetic resolution. Under the optimised conditions, racemic 2-methylphenyl propanoate (RS)-60 was treated with pseudoenantiomeric lithiated oxazolidine-2-one of (R)-59 and lithiated oxazolidine-2-thione of (S)-62³⁴ to give enantiomerically pure syn-61 in 51% yield and 96 : 4 dr and syn-63 in 24% and 98 : 2 dr. Hydrolysis of enantiomerically pure 61 with LiOH in the presence of H₂O₂ gave (S)-64 in 90% yield and >98 : 2 er (Scheme 13).

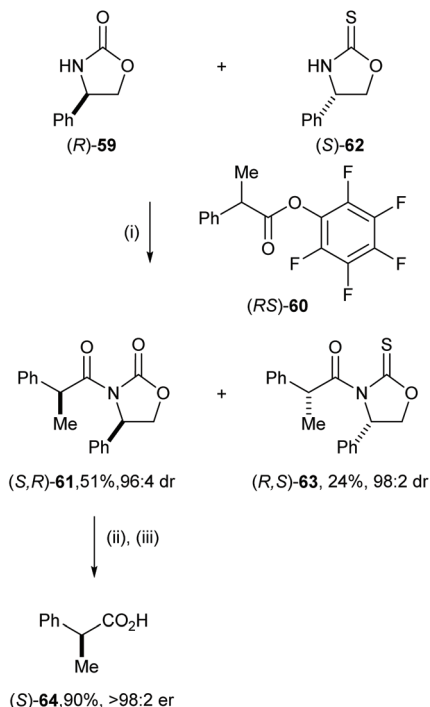
Asymmetric syntheses of absoulone

The levels of enantioselectivity (as quantified by the stereoselectivity factor, *E*) may also determine which approach (*i.e.*, kinetic/parallel kinetic resolution or doubly diastereoselective



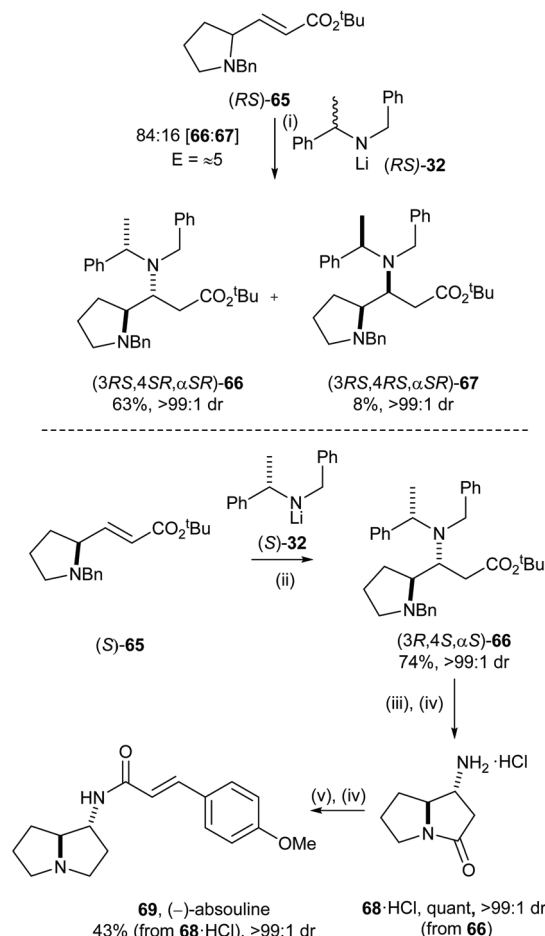
Scheme 12 Reagents and conditions: (i) nBuLi, THF, -78 °C.





Scheme 13 Reagents and conditions: (i) *n*BuLi, THF, $-78\text{ }^{\circ}\text{C}$, then (RS)-60 (2.0 equiv.), 2 h; (ii) LiOH, H_2O_2 , H_2O , THF, rt, 12 h; (iii) 3.0 M aq HCl.

reaction) would be more suitable for asymmetric preparation in target synthesis. We initially envisaged an enantiodivergent synthesis of both of the enantiomers of absoulone **69** via a parallel kinetic resolution approach. The level of enantioselectivity between chiral α,β -unsaturated ester (RS)-65 and the chiral lithium amide reagent **32** was initially evaluated by MKR, so that the selectivity factor could be directly quantified. Conjugate addition of racemic **32** to α,β -unsaturated ester (RS)-65 gave an 84:16 mixture of (3RS,4SR, α SR)-66 and (3RS,4RS, α SR)-67, which were isolated in 63% and 8% yield, respectively. This product ratio is consistent with $E \approx 5$, indicating at best a modest level of enantioselectivity in this process, which suggested that α,β -unsaturated ester (RS)-65 is not a suitable substrate for the parallel kinetic resolution protocol. Thus, an approach based upon the application of double asymmetric induction was investigated. Enantiopure α,β -unsaturated ester (S)-65 was prepared from (S)-proline, and doubly diastereoselective conjugate addition of (S)-32 to α,β -unsaturated ester (S)-65 gave **66** in 74% yield as a single diastereoisomer. β -Amino ester **66** was elaborated to (–)-absoulone **69** in four steps: hydrogenolytic *N*-debenzylation of **66** followed by cyclisation under acidic conditions gave **68**-HCl in quantitative yield. Reduction of **68**-HCl with excess DIBAL-H followed by DCC mediated coupling with (*E*)-*p*-methoxycinnamic acid to give (–)-absoulone **69** in 49% yield over two steps (Scheme 14).³⁵ By employing mutual kinetic resolution, evaluation of the level of enantioselectivity was possible without preparation of the corresponding enantiopure substrate and reagent, which led to an efficient determination of the syn-



Scheme 14 Reagents and conditions: (i) (RS)-32, THF, $-78\text{ }^{\circ}\text{C}$, 2 h; (ii) (S)-32, THF, $-78\text{ }^{\circ}\text{C}$, 2 h; (iii) H_2 (5 atm), Pd(OH)₂/C (50% w/w), HCl (1.25 M in MeOH), rt, 48 h; (iv) 3.0 M aq HCl, $90\text{ }^{\circ}\text{C}$, 18 h; (v) DIBAL-H (1.0 M in THF), THF, $0\text{ }^{\circ}\text{C}$ then rt, 18 h; (vi) *trans*-*p*-methoxycinnamic acid, DCC, DMAP, CH_2Cl_2 , $0\text{ }^{\circ}\text{C}$ then rt, 3 h.

thetic strategy to employ, a doubly diastereoselective reaction in this case.

Conclusions

In conclusion, this review presents several important cases of mutual kinetic resolution (the chiral recognition phenomena between two racemic reactants) that have appeared in the literature. We have identified this process as a powerful tool to screen for efficient kinetic and/or parallel kinetic resolution protocols by simple determination of the selectivity factor E , which can be calculated from the product distribution of major and minor diastereoisomers. In the future, the authors hope that use of mutual kinetic resolution to determine the selectivity factor E will become a more widely recognised approach in the synthetic community, which should allow an expedient evaluation of the levels of enantioselectivity that may be expected in a particular scenario; in turn it is hoped that access to this information will allow future synthetic



endeavours to be planned with a greater degree of certainty of success.

Conflicts of interest

There are no conflicts to declare.

Notes and references

- 1 A. Horeau, H.-B. Kagan and J. P. Vigneron, *Bull. Soc. Chim. Fr.*, 1968, 3795.
- 2 S. Masamune, W. Choy, J. S. Petersen and L. R. Sita, *Angew. Chem., Int. Ed. Engl.*, 1985, 24, 1.
- 3 C. H. Heathcock, M. C. Pirrung, J. Lampe, C. T. Buse and S. D. Young, *J. Org. Chem.*, 1981, 46, 2290.
- 4 C. H. Heathcock, M. C. Pirrung, C. T. Buse, J. P. Hagen, S. D. Young and J. E. Sohn, *J. Am. Chem. Soc.*, 1979, 101, 7077.
- 5 Some representative reviews for parallel kinetic resolutions, see: (a) J. Eames, *Angew. Chem., Int. Ed.*, 2000, 39, 885; (b) J. R. Dehli and V. Gotor, *Chem. Soc. Rev.*, 2002, 31, 365.
- 6 A. Horeau, *Tetrahedron*, 1975, 31, 1307.
- 7 T. Berkenbusch, A. C. Laungani, R. Brückner and M. Keller, *Tetrahedron Lett.*, 2004, 45, 9517.
- 8 R. B. Woodward, E. Logusch, K. P. Nambiar, K. Sakan, D. E. Ward, B.-W. Au-Yeung, P. Balaram, L. J. Browne, P. J. Card, C. H. Chen, R. B. Chenevert, A. Fliri, K. Frobel, H.-J. Gals, D. G. Garratt, K. Hayakawa, W. Heggie, D. P. Hesson, D. Hoppe, I. Hoppe, J. A. Hyatt, D. Ikeda, P. A. Jacobi, K. S. Kim, Y. Kobuke, K. Kojima, K. Krowicki, V. J. Lee, T. Leutert, S. Malchenko, J. Martens, R. S. Matthews, B. S. Ong, J. B. Press, T. V. Rajan Babu, G. Rousseau, M. Sauter, M. Suzuki, K. Tatsuta, L. M. Tolbert, E. A. Truesdale, I. Uchida, Y. Ueda, T. Uyehara, A. T. Vasella, W. C. Vladuchick, P. A. Wade, R. M. Williams and H. N.-C. Won, *J. Am. Chem. Soc.*, 1981, 103, 3210.
- 9 Y. Tomo and K. Yamamoto, *Tetrahedron Lett.*, 1985, 26, 1061.
- 10 Other examples of mutual kinetic resolution in aldol reactions have also been reported in the literature; for example, see: D. E. Ward and A. Kazemeini, *J. Org. Chem.*, 2012, 77, 10789.
- 11 A. Mengel and O. Reiser, *Chem. Rev.*, 1999, 99, 1191.
- 12 C. R. Johnson and N. A. Meanwell, *J. Am. Chem. Soc.*, 1981, 103, 7667.
- 13 D. Alickmann, R. Fröhlich and E.-U. Wurthwein, *Org. Lett.*, 2001, 3, 1527.
- 14 S. Masamune, W. Choy, J. S. Petersen and L. R. Sita, *Angew. Chem., Int. Ed. Engl.*, 1985, 24, 1.
- 15 For example, see: (a) N. Aktogu, H. Felkin and S. G. Davies, *J. Chem. Soc., Chem. Commun.*, 1982, 1303; (b) K. Broadley and S. G. Davies, *Tetrahedron Lett.*, 1984, 25, 1743; (c) S. G. Davies, I. M. Dordor, J. C. Walker and P. Warner, *Tetrahedron Lett.*, 1984, 25, 2709; (d) S. G. Davies, J. I. Seeman and I. H. Williams, *Tetrahedron Lett.*, 1986, 27, 619; (e) S. G. Davies, *Pure Appl. Chem.*, 1988, 60, 13; (f) S. G. Davies, D. Middlemiss, A. Naylor and M. Wills, *Tetrahedron Lett.*, 1989, 30, 2971; (g) S. G. Davies, R. Polywka and P. Warner, *Tetrahedron*, 1990, 46, 4847; (h) G. J. Bodwell, S. G. Davies and S. C. Preston, *J. Organomet. Chem.*, 1991, 402, C56; (i) G. J. Bodwell, S. G. Davies and A. A. Mortlock, *Tetrahedron*, 1991, 47, 10077; (j) S. G. Davies and G. L. Gravatt, *J. Chem. Soc., Chem. Commun.*, 1988, 780; (k) G. J. Bodwell and S. G. Davies, *Tetrahedron: Asymmetry*, 1991, 2, 1075; (l) S. L. Brown, S. G. Davies, D. F. Foster, J. I. Seeman and P. Warner, *Tetrahedron Lett.*, 1986, 27, 623; (m) S. G. Davies, R. J. C. Easton, A. Gonzalez, S. C. Preston, K. H. Sutton and J. C. Walker, *Tetrahedron*, 1986, 42, 3987; (n) S. G. Davies, R. J. C. Easton, K. H. Sutton, J. C. Walker and R. H. Jones, *J. Chem. Soc., Perkin Trans. 1*, 1987, 489; (o) S. G. Davies, D. Middlemiss, A. Naylor and M. Wills, *Tetrahedron Lett.*, 1989, 30, 587; (p) S. G. Davies, D. Middlemiss, A. Naylor and M. Wills, *J. Chem. Soc., Chem. Commun.*, 1990, 797; (q) S. G. Davies, H. M. Kellie and R. Polywka, *Tetrahedron: Asymmetry*, 1994, 5, 2563.
- 16 S. G. Davies and O. Ichihara, *J. Chem. Soc., Chem. Commun.*, 1990, 1554.
- 17 (a) S. G. Davies, A. M. Fletcher, P. M. Roberts and J. E. Thomson, *Tetrahedron: Asymmetry*, 2017, 28, 1842; (b) S. G. Davies, A. M. Fletcher, P. M. Roberts and J. E. Thomson, *Tetrahedron: Asymmetry*, 2012, 23, 1111; (c) S. G. Davies, P. D. Price and A. D. Smith, *Tetrahedron: Asymmetry*, 2005, 16, 2833.
- 18 G. Bashiardes, G. J. Bodwell, S. P. Collingwood, J. F. Costello, S. G. Davies, A. M. Fletcher, A. Ganer, S. C. Preston and J. E. Thomson, *Tetrahedron*, 2014, 70, 8938.
- 19 S. A. Vakarov, D. A. Gruzdev, L. S. Sadretdinova, M. I. Kodess, A. A. Tumashov, E. B. Gorbunov, G. L. Levit and V. P. Krasnov, *Chem. Heterocycl. Compd.*, 2018, 54, 437.
- 20 S. A. Vakarov, M. A. Korolyova, D. A. Gruzdev, M. G. Pervova, G. L. Levit and V. P. Krasnov, *Russ. Chem. Bull.*, 2019, 68, 1257.
- 21 M. A. Korolyova, S. A. Vakarov, D. N. Kozhevnikov, D. A. Gruzdev, G. L. Levit and V. P. Krasnov, *Eur. J. Org. Chem.*, 2018, 4577.
- 22 H. B. Kagan, *Adv. Synth. Catal.*, 2001, 343.
- 23 D. W. Johnson Jr. and D. A. Singleton, *J. Am. Chem. Soc.*, 1999, 121, 9307.
- 24 F. Fülöp, *Chem. Rev.*, 2001, 2181.
- 25 S. G. Davies, R. L. Sheppard, A. D. Smith and J. E. Thomson, *Chem. Commun.*, 2005, 3802.
- 26 S. G. Davies, A. J. Russell, R. L. Sheppard, A. D. Smith and J. E. Thomson, *Org. Biomol. Chem.*, 2007, 5, 3190.
- 27 For the kinetic resolution of 3-alkyl-cyclopent-1-ene-carboxylates, see: (a) S. Bailey, S. G. Davies, A. D. Smith and J. M. Withey, *Chem. Commun.*, 2002, 2910; (b) M. E. Bunnage, A. M. Chippindale, S. G. Davies,



- R. M. Parkin, A. D. Smith and J. M. Withey, *Org. Biomol. Chem.*, 2003, **1**, 3698; (c) M. E. Bunnage, S. G. Davies, R. M. Parkin, P. M. Roberts, A. D. Smith and J. M. Withey, *Org. Biomol. Chem.*, 2004, **2**, 3337.
- 28 S. G. Davies, A. C. Garner, M. J. C. Long, A. D. Smith, M. J. Sweet and J. M. Withey, *Org. Biomol. Chem.*, 2004, **2**, 3355.
- 29 For the kinetic and parallel kinetic resolution of 5-alkylcyclopent-1-ene-carboxylates, see: (a) S. G. Davies, D. Díez, M. M. El Hammouni, A. C. Garner, N. M. Garrido, M. J. C. Long, R. M. Morrison, A. D. Smith, M. J. Sweet and J. M. Withey, *Chem. Commun.*, 2003, 2410; (b) S. G. Davies, A. C. Garner, M. J. C. Long, R. M. Morrison, P. M. Roberts, E. D. Savory, A. D. Smith, M. J. Sweet and J. M. Withey, *Org. Biomol. Chem.*, 2005, **3**, 2762.
- 30 Y. Aye, S. G. Davies, A. C. Garner, P. M. Roberts, A. D. Smith and J. E. Thomson, *Org. Biomol. Chem.*, 2008, **6**, 2195.
- 31 S. G. Davies, M. J. Durbin, S. J. S. Hartman, A. Matsuno, P. M. Roberts, A. J. Russell, A. D. Smith, J. E. Thomson and S. M. Toms, *Tetrahedron: Asymmetry*, 2008, **19**, 2870.
- 32 S. G. Davies, J. A. Lee, P. M. Roberts, J. E. Thomson and J. Yin, *Org. Lett.*, 2012, **14**, 218.
- 33 N. Al Shaye, D. M. Benoit, S. Chavda, E. Coulbeck, M. Dingjan, J. Eames and Y. Yohannes, *Tetrahedron: Asymmetry*, 2011, **22**, 413.
- 34 The authors showed that lithiated oxazolidine-2-one of **59** reacted at least four times faster than the lithiated oxazolidine-2-thione of **62**.
- 35 S. G. Davies, A. M. Fletcher, C. Lebé, P. M. Roberts, J. E. Thomson and J. Yin, *Tetrahedron*, 2013, **69**, 1369.

