

Cite this: *Energy Environ. Sci.*,
2021, **14**, 3679

Is direct seawater splitting economically meaningful?

J. Niklas Hausmann,^a Robert Schlögl,^{bc} Prashanth W. Menezes *^a and
Matthias Driess *^a

Electrocatalytic water splitting is the key process for the formation of green fuels for energy transport and storage in a sustainable energy economy. Besides electricity, it requires water, an aspect that seldomly has been considered until recently. As freshwater is a limited resource (<1% of earth's water), lately, plentiful reports were published on direct seawater (around 96.5% of earth's water) splitting without or with additives (buffers or bases). Alternatively, the seawater can be split in two steps, where it is first purified by reverse osmosis and then split in a conventional water electrolyser. This quantitative analysis discusses the challenges of the direct usage of non-purified seawater. Further, herein, we compare the energy requirements and costs of seawater purification with those of conventional water splitting. We find that direct seawater splitting has substantial drawbacks compared to conventional water splitting and bears almost no advantage. In short, it is less promising than the two-step scenario, as the capital and operating costs of water purification are insignificant compared to those of electrolysis of pure water.

Received 19th November 2020,
Accepted 8th June 2021

DOI: 10.1039/d0ee03659e

rsc.li/ees

Broader context

Due to the large fluctuation of wind and solar power plants, highly scalable energy storage technologies are required to meet the constant energy demand of society. In this regard, the conversion of electricity to chemical energy in form of fuels is suitable due to the easy storability of fuels in tanks compared to resource and cost intensive production of batteries. The key process for chemical energy conversion is water splitting during which hydrogen and oxygen is formed. Hydrogen can directly be stored, transported, and reconverted into electricity in a fuel cell or used to produce other fuels such as methanol, ammonia, or liquid organic hydrogen carriers. On the other hand, molecular oxygen is a useful source of 'breathable' oxygen for air exchange systems. Electrolysis of water requires water and electricity. As freshwater is a limited resource, for the hydrogen and oxygen production, several reports on the direct use of seawater with or without additives have recently been published. In this quantitative analysis, we investigate the economic implications of direct seawater splitting and find that they are less promising than previously discussed.

For the implementation of a sustainable energy economy, the greatest challenge is the weather-depending, fluctuating electricity production of wind and solar power plants.^{1,2} To meet this challenge and to satisfy the constant energy demand of society, electricity must be stored in times of overproduction to provide energy when little sunshine and wind is available.¹⁻⁴ To store the green electricity in a highly scalable way, it must be converted into chemical energy.¹⁻⁴ The central process for this

conversion is electrocatalytic water splitting in which hydrogen and oxygen are formed.¹ Hydrogen can directly be stored, transported, and reconverted into electricity in a fuel cell.^{1,4,5} Further, hydrogen is the starting point for the formation of other fuels such as methanol, ammonia, or liquid organic hydrogen carriers.^{1,4} Due to the central role of water splitting in a sustainable energy economy, the cost efficiency of this process is crucial and even one percent could save billions of dollars.^{6,7}

More than half of the costs of electrolytic hydrogen production are caused by the required electricity, and, besides that, the capital cost of the electrolyser is another major part.^{6,8} Additionally, H₂O is needed for water splitting. However, so far, this aspect has seldom been considered. As 96.5% of the global water is seawater and less than 1% is nonfrozen freshwater,⁹ direct seawater splitting (DSS, in this report DSS includes the usage of non-purified seawater with or without the addition of additives

^a Department of Chemistry, Metalorganics and Inorganic Materials, Technische Universität Berlin, Straße des 17 Juni 135, Sekr. C2, 10623 Berlin, Germany. E-mail: prashanth.menezes@mailbox.tu-berlin.de, matthias.driess@tu-berlin.de

^b Department of Inorganic Chemistry, Fritz-Haber-Institut der Max-Planck-Gesellschaft, 14195 Berlin, Germany

^c Max Planck Institute for Chemical Energy Conversion, 45470, Mülheim an der Ruhr, Germany



such as bases or buffers) seems desirable.^{10,11} In this regard, recently, several reports on DSS have been published and various arguments in favour of it were raised: (i) freshwater is a limited resource and 80% of the world's population faces a high risk concerning water security while seawater is easily available;^{11,12} (ii) green energy technologies should not compete with basic human needs such as food and drinking water;¹³ (iii) omitting the water purification units leads to more compact design resulting in fewer system engineering challenges, lower capital costs, less maintenance, and smaller required space;^{10,14} (iv) energy intensive desalination is avoided.¹⁵ These arguments can be claimed to be especially important as the price of renewable electricity varies strongly with the location and particularly dry coastal regions with limited excess to freshwater are often suitable for cheap energy production, followed by chemical energy conversion and transportation of the fuels *via* the ocean.^{1,10,16,17}

At a first glance, these arguments seem convincing and have led to substantial interest in DSS with several elaborate publications in high quality journals.^{10,11,14,15,18–29} However, as pointed out in a recent review article on DSS published in the journal *Nature Energy*,¹¹ “a comprehensive review with up-to-date costs is still needed.” Indeed, so far, all reports rely on the aforementioned qualitative arguments or assume large cell voltages of 4.5 V for DSS in contrast to currently reported seawater electrolyzers, and no investigation exists that compares the costs for the purification of seawater with those of splitting it.^{17,22,30}

Herein, we answer the question: can DSS (see Fig. 1 left) be competitive to a two-step scenario where seawater is first purified and subsequently split (see Fig. 1 right)? To do so, we first outline the challenges of DSS and then compare the two scenarios by evaluating the thermodynamic requirements, the energy consumption of real devices, the complexity and size of these devices, their capital costs, and finally the price of freshwater gained from seawater with that of green hydrogen.

We uncover that the costs for the purification of seawater are insignificant compared to those needed to split water. Further, the direct use of seawater implies great challenges. Nevertheless, our findings lead to another question which we briefly discuss: which water purity is economically most suitable as feed for electrolyzers?

The challenges of DSS

The composition of seawater

Seawater potentially contains every on earth possible impurity.³¹ It is not only a mixture of water and dissolved inorganic salts (3.5 weight% on average), but also contains charged and uncharged small organic molecules, polymers (microplastic), living organisms, and dissolved gases (see Table 1).³¹ Further, the composition of seawater is a function of the location, the weather, the season, and changes over time due to anthropogenic influences such as the arising of microplastic or global warming.^{31,32} Therefore, an electrolyser that can operate with seawater from the Arabian Gulf might not be compatible with seawater from Taiwan.³³

Chloride oxidation and gas separator deactivation

As can be seen from Table 1, the most abundant ions in seawater are Na^+ and Cl^- . While Na^+ is usually no harm to water electrolyzers without cation exchange membrane, Cl^- can be oxidised in a competing reaction to the oxygen evolution reaction (OER) producing toxic, environmentally harmful, and corrosive ClO^- or Cl_2 .³⁴ It should be noted here that the presence of the latter during DSS impairs the purity of dioxygen generated from OER and hence its suitability as ‘breathable’ oxygen in air exchange systems. Even though ClO^- and Cl_2 are value added chemicals, their demand is orders of magnitude smaller than the projected hydrogen demand in a partially

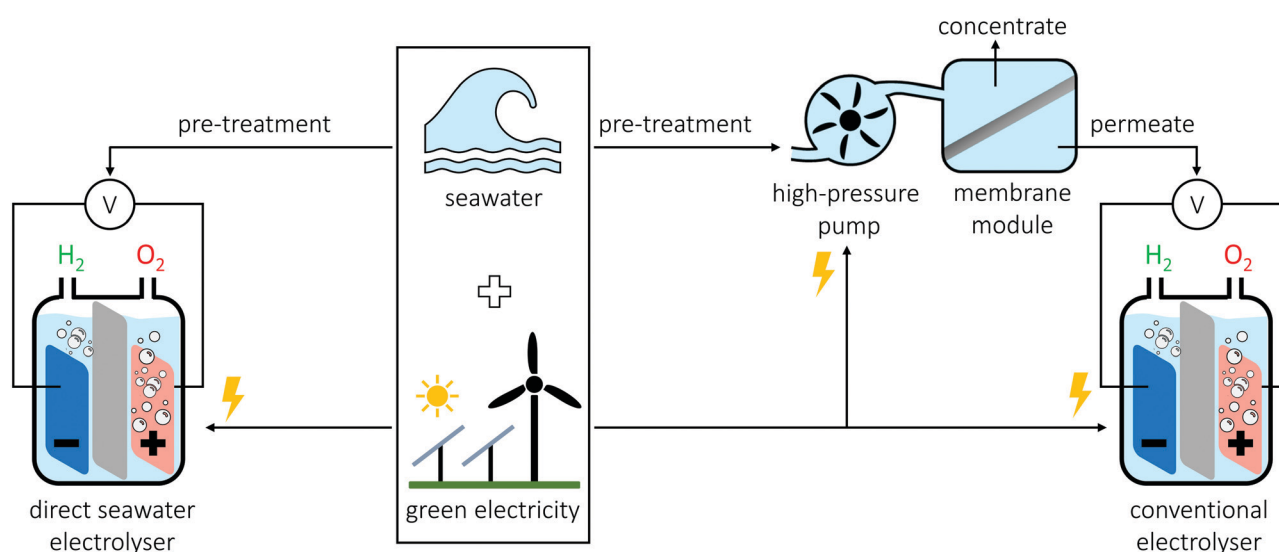


Fig. 1 Two ways to make hydrogen from seawater and green electricity. The pathway on the left shows DSS where only one device is required. In the pathway on the right, the seawater is first desalinated by reverse osmosis and then the water splitting is performed. For this pathway, electricity and a device are required for both, the desalination and the actual water splitting.



Table 1 Average concentration of the major constituents in surface seawater with a salinity of 3.5% at 20 °C⁵¹

Species	Conc. [ppm]
Cl ⁻	19 400
Na ⁺	10 800
SO ₄ ²⁻	2700
Mg ²⁺	1300
Ca ²⁺	400
K ⁺	400
HCO ₃ ⁻	100
Br ⁻	70
B(OH) ₃ /B(OH) ₄ ⁻	30
CO ₃ ²⁻	10
Sr ²⁺	10
F ⁻	1
Other inorg. elements	0.6
Organic matter	1–2
Dissolved gases (mainly N ₂ , O ₂ , Ar)	19

hydrogen based energy economy.²⁹ † Additionally, the transportation costs of chlorine are high and thus in Europe only 5–6% of the Cl₂ is transported.²⁹ We also want to note here that for the well-established chlor-alkali process, where NaCl is a substrate, no seawater is used due to the high sensitivity of the electrolyser membranes towards water impurities.³⁵ Many recent studies have focused on the issue of undesired chlorine oxidation in DSS and found that it can be avoided by operating at a pH larger than 7.5, where the thermodynamic overpotential of the OER is 480 mV smaller than that of Cl⁻ oxidation.^{10,11,21,22,29} A more severe problem is that ions from seawater can deactivate the ion exchange membranes or diaphragms of the electrolysers.^{10,21,22,35,36} In this regard, recently reported alkaline-exchange-membrane direct-seawater electrolysers show rapid deactivation within a few hundred hours, even when ultra-high purity water with NaCl additives is used and are not meeting industrial requirements with stack lifetimes of > 60 000 h.^{21,22,37} Further, high purity water with NaCl does not represent the complexity of seawater.³¹

Learning from on-site hypochlorite generators

A more realistic picture of the problems DSS faces can be gained from on-site hypochlorite generators, a technology established since the early 1970s for industrial water cooling systems.^{33,38} There, low concentrated hypochlorite is used to avoid the growth of marine organisms as they tend to foul equipment and worsen heat transfer.^{33,34,38} The hypochlorite is formed by direct oxidation of Cl⁻ from the filtered seawater feed. The electrolysers are one compartment cells made of titanium, and the electrodes are comprised of a titanium core with a precious metal oxide coating (Ru, Ir, Pt).³³ Regular cleaning with hydrochloric and sulfamic acids and/or large flow rates are needed to withstand Mg/Ca(OH)₂ and Ca(CO₃) precipitation.³³ Other problems are adhesion by F⁻, deposition of colloids such as alumino-silicate clays,

† If 10% of the total global primary energy consumption (9,970 Mtoe year⁻¹ which is equivalent to 1.2×10^{14} kWh year⁻¹, see source 60) would be stored in hydrogen (33 kWh kg⁻¹ specific energy calculated based on the free enthalpy), then around 3.6×10^{11} kg of hydrogen would be required ($(10/100) \times 1.2 \times 10^{14}$ kWh year⁻¹ / (33 kWh kg_{H₂}⁻¹)) which would lead to the anodic production of 9.2×10^{12} kg ClO⁻ or 1.2×10^{13} kg Cl₂.

and the deposition of aliphatic organic compounds.³⁸ The original purpose of the hypochlorite generators presents another problem, which is biological fouling. It can occur in electrolysers operating with buffered or pure seawater. In direct seawater electrolysers working at high pH, water purification is unavoidable, as the rise of pH will lead to direct precipitation of the alkaline earth metals of the seawater.³⁰ Further, water splitting electrolysers contain impurity sensitive gas separators,^{21,22,36} should work at a minimal overpotential and maximum efficiency,⁶ and produce high purity gases.³⁹

Seawater requires additives or membranes

Seawater without additives can in principle be used to split water, but it will lead to lower efficiencies, as the minute concentration of H⁺, OH⁻, or buffer molecules cannot sufficiently transport the OH⁻ and H⁺ formed at the cathode and anode, respectively.^{40,41} The resulting local pH differences unfavourably change the thermodynamics of the hydrogen and oxygen evolution half reactions and might cause precipitation of various species such as earth alkali hydroxides.^{11,30} Further, the conductivity of pure seawater is low resulting in significant potential losses.^{19,31} To prevent a pH gradient and to overcome the low conductivity, either a buffer, a base, or an acid can be added.^{11,19} This will increase the cost of the water feed by several orders of magnitude (e.g., price of deionized water < 2 US\$ t⁻¹ compared to > 800 US\$ t⁻¹ KOH and > 100 US\$ t⁻¹ H₂SO₄).^{42–44} In contrast, if high purity water is used, the acid and base can remain for a long time in the electrolyser, and, as only H₂O is consumed, it is sufficient to simply add relatively cheap high purity water without additives. Such an operation with seawater is challenging as it will continuously increase the concentration of the seawater impurities in the electrolyser until they precipitate. The usage of a solid electrolyte membrane can potentially avoid additives; however, currently, such membranes are sensitive to impurities that block the ion-exchange sites resulting in membrane deactivation and/or high maintenance costs.^{11,21,35} Further, even though impurity sensitive proton exchange membrane electrolysers are operated without additives, commercialised alkaline exchange membrane electrolysers work with mild KOH solutions, and the addition of additives was also reported to be beneficial in membrane based cells for DSS.^{22,45}

The outlined problems indicate that, for a direct seawater electrolyser, the water feed-, the maintenance-, and the capital costs will be higher and the efficiency lower when compared to a conventional electrolyser. Nevertheless, as an advantage, no purification of the seawater is needed (see Fig. 1). To find out, whether avoiding water purification justifies to endorse the disadvantages arising from a non-purified seawater feed, we compare the costs of seawater desalination with those of water splitting in the subsequent sections.

The costs of seawater desalination vs. water splitting

To compare seawater purification with water splitting, we evaluated the different energetical and economic aspects to



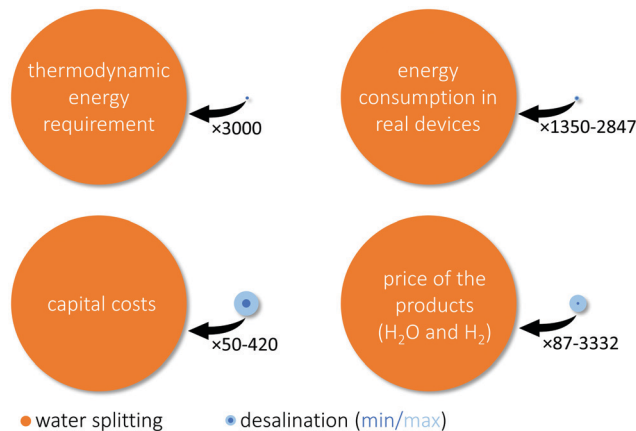
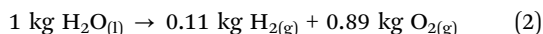
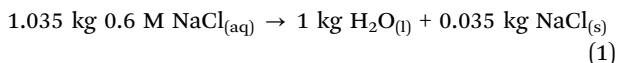


Fig. 2 Comparison of water splitting and water desalination. The areas of the circles represent the required energy or price of water splitting (orange) and for desalination (blue) of the same amount of water. For the H₂O and H₂ prices, a ratio of 9:1 H₂O:H₂ was used, as 1 kg of water yields 1/9 kg of H₂. The figure reveals that the energetic demand and the costs to desalinate seawater are insignificant compared to those required to split water.

produce 1 kg of purified water from seawater and to split 1 kg of water. The results of this comparison are graphically summarized in Fig. 2.

Thermodynamics

For the thermodynamic estimation, the two processes will be simplified to the following two reaction equations:



Both processes are endergonic. Therefore, additional energy input is required to drive them. Process (1) is actually exotherm, but, due to entropic constraints, the standard free Gibbs energy, ΔG^0 , is 5.4 kJ kg_{water}⁻¹.^{46,47} ‡ Predominantly, the side product of seawater purification is not solid NaCl but concentrated brine, and then the required free energy is even lower (2.73 kJ kg⁻¹ in the context of reverse osmosis with a vanishing recovery rate).⁴⁸ Process (2) is endotherm and to accomplish it thermoneutrally 15 888 kJ kg_{water}⁻¹ are needed ($\Delta H^0 = 286 \text{ kJ mol}^{-1}$).⁴⁷ These thermodynamic considerations give a lower boundary on the specific energy consumption and the resulting costs of these two processes. They show that thermodynamically it takes around 3000 times more energy to split water than to desalinate seawater (see Fig. 2). This large difference results from the circumstances that, in water desalination, only a salt must be crystallized or a salt free solution together with a higher concentrated one has to be formed, while, in water splitting, strong covalent O–H bonds

‡ ΔG^0 for the desalination of 1 kg 1 M NaCl_(aq) was calculated using $\Delta G^0 = \Delta H^0 - T \times \Delta S^0 = -3.9 \text{ kJ mol}^{-1} + 298.15 \text{ K} \times 43 \text{ J (K mol)}^{-1} = 9 \text{ kJ mol}^{-1}$, where ΔH^0 is the reaction enthalpy, T the temperature in K, and ΔS^0 the reaction entropy. Multiplying with 0.6 gives 5.4 kJ mol⁻¹ for 0.6 M NaCl_(aq).

must be broken. Thus, if there are no technological restrictions for all processes (seawater purification, conventional water splitting, and DSS) one can only save 0.03% (1/3000) of the energy when using seawater directly instead of purifying it which is in stark contrast to the challenges of DSS. However, not only thermodynamics are relevant as real devices are imperfect and their efficiency must be considered.

Energy consumption

Seawater purification can be performed in many ways.⁴⁹ Herein, we will focus on reverse osmosis (RO), which, in 2016, accounted for around 66% of the global water desalination.⁵⁰ In reverse osmosis, the seawater is pressed through a water selective membrane, which is impermeable for the salt species. The specific energy consumption for RO has dropped constantly in the last decades,⁵¹ and modern plants require around 2.5 to 4 kWh m⁻³ (9.0–14.4 kJ kg_{water}⁻¹) for the membrane process, which accounts for approximately 71% of the total energy consumption (the rest of the energy is needed for the water delivery, pre-treatments, and others).⁴⁹ For acidic and alkaline electrolyzers, a voltage efficiency (based on the higher heating value, $V_{\text{HHV}} = 1.48 \text{ V}$) of 62–82% was previously estimated.³⁷ This efficiency range yields a specific energy consumption of 19 376–25 627 kJ kg_{water}⁻¹.§ So, considering the efficiencies of real devices, around 1350–2847 times more energy is needed to split water compared to desalinate seawater (see Fig. 2).

Device complexity

An advantage of DSS is that only one device is needed, the electrolyser, instead of two, the water purification unit and the electrolyser (see Fig. 1). In the following, we compare the complexity of these two devices to investigate how big this advantage is. For both direct and indirect seawater splitting, water intake and a pre-treatment (e.g., filtration) units to remove solids are required.^{51,52} For a RO unit, the key parts are a high-pressure pump and a membrane module (see Fig. 1). The pump feeds the pre-treated seawater to the water selective membrane, where a demineralized water permeate and a concentrate containing the retained salts are produced.^{49,51} 1 m² of membrane produces around 1000 kg of desalinated water per day.⁵³ In comparison, an electrolyser generally is comprised of a gas collector and two electrodes separated by a gas separator (membrane or diaphragm). Note that alone the gas separator of a proton exchange membrane electrolyser is more than an order of magnitude more expensive than a RO membrane.¹⁴ An electrolyser operating at a current density of 1 A m⁻² consumes around 8 kg of water per day per 1 m²

§ The energy consumption based on the higher heating value, ΔH_{HHV}^0 , was calculated using $H_{\text{HHV}}^0 = V_{\text{HHV}} \times n \times F = 1.48 \text{ V} \times 2 \times 96485 \text{ s A mol}^{-1} = 286 \text{ kJ mol}^{-1}$, where n is the number of transferred electrons per H₂O from O^{II-} to H⁺, and F the Faraday constant. ΔH_{HHV}^0 can be converted to 15 888 kJ kg_{water}⁻¹ by multiplying it with 55.5 mol kg_{water}⁻¹. Considering the efficiency range of 62–82% yields 19 376–25 627 kJ kg_{water}⁻¹.



of electrochemical cell (gas separator plus two electrodes).[¶] Thus, for water splitting, around 125 times more geometrical surface area electrochemical cell is required than surface area membrane for water purification. Considering the higher complexity of the electrochemical cell compared to the water selective membrane, the water purification units are tiny and cheap compared to the electrolyzers.

Capital costs

A direct comparison of the capital cost of an electrolyser and a RO device bears some challenges. On the one side, RO is a mature technology and databases with the capital costs of more than 4000 RO plants exist including estimations of learning and scaling effects on the costs;⁵⁰ on the other side, a vanishingly small number of water electrolyzers have been built compared to the amount required for a hydrogen based energy economy. Hence, a realistic estimation of the future capital costs of an electrolyser is more challenging. Therefore, we rely on an expert elicitation study for the estimation of the water electrolyser capital costs.³⁷

The average capital costs of RO plants installed in 2015 were 2.07 US\$ for a unit producing 1 kg desalinated water per day.⁵⁰ As comparatively little water is required for hydrogen production, the required desalination plants might have small capacities, which will increase their capital costs beyond average due to economy of scale.⁵⁰ To take this into consideration 2–4 US\$ (kg_{water} day⁻¹)⁻¹ capital costs were assumed. For water electrolyzers, the expert elicitation yielded capital costs of 912–2850 US\$ for units consuming 1 kW of electricity.³⁷ Assuming again a voltage efficiency of 62–82%,³⁷ the electrolyser costs are 203–838 US\$ (kg_{water} day⁻¹)⁻¹.^{||} Therefore, the capital costs of an electrolyser are around 50 to 420 times higher than those for a water desalination device purifying the required amount of water (see Fig. 2). Furthermore, independently of the water electrolyzers, desalination facilities might be required for the workers of the hydrogen production facility with its infrastructure and can also provide fresh water to the surrounding area.

The price of purified seawater and H₂

The ultimate criterion of comparison is the price of the substrate, freshwater from seawater, and the product, green hydrogen. As the prices of desalinated water and green hydrogen strongly depend on the local energy costs (46–73% of overall costs for RO water desalination and 59–68% for green hydrogen production)^{54,55} and the capacity factor,⁸ only a comparably large price range can be given. In 2019, for the G20 summit, the international energy agency estimated the price of hydrogen from renewables to 2.5–6.0 US\$ kg⁻¹.⁵⁶ The price of desalinated

water from seawater was estimated to be 0.2–3.2 US\$ m⁻³, when conventionally produced energy is used.⁵⁷ This makes the hydrogen 87–3332 times more expensive than the desalinated seawater (see Fig. 2).^{**} The price for water desalination could be higher when renewable sources are used.⁵⁸ However, the electrolyzers should be situated at a location with minimal energy costs to produce affordable hydrogen; therefore, energy costs should be low, but the energy supply might be fluctuating leading to a lower capacity factor. For both technologies, a higher price limit can be given when the costs for a direct coupling to a photovoltaic device is analysed. In such a scenario, the price for seawater desalination was estimated to be 4–11 US\$ m⁻³ and for green hydrogen production 12.1 US\$ kg⁻¹.^{58,59} Thus, under these conditions, the hydrogen is 122–336 times more expensive than the desalinated water. In conclusion, the water desalination step will at most increase the price of the hydrogen by 1%, but most likely the increase will be smaller.

Fresh water consumption

Another point we want to briefly discuss is the consumption of fresh water by water splitting compared to freshwater consumption in general. The global freshwater consumption was approximated to be 4.0 × 10¹⁵ kg per year and the global electricity consumption 2.3 × 10¹³ kWh per year (total global primary energy consumption 1.2 × 10¹⁴ kWh per year).^{60,61} Potentially, around 33 kWh of electricity can be made from 1 kg hydrogen and 9 kg of water is needed to produce it. Assuming an efficiency of 40% for the applied fuel cells and that all worldwide consumed electricity would be produced from green hydrogen, only 1.6 × 10¹³ kg per year of freshwater would be required to so, which would be less than 0.4% of the global freshwater consumption (for all primary energy, it would be around 2%).^{††} Thus, even in a fully established hydrogen economy, the freshwater consumption for water splitting is marginal.

Conclusion

As Fig. 2 shows, the energy requirements, the capital and operating costs of seawater desalination are marginal compared to those of water splitting. Thus, the benefits of direct seawater splitting are insignificant. However, as indicated in this analysis, the disadvantages are considerably large. The electrolyser lifetime is threatened by every possible kind of unavoidable impurity, an always changing feed as seawater changes seasonally and topologically, corrosive Cl⁻ oxidation species, precipitation of solids, blocking of the ion exchange membranes, and biofouling. Further, with current technology, a direct seawater electrolyser must be operated at a high flow velocity and a design that facilitates to wash deposited species away is required, and regular acid cleanings might be required and these aspects lead

[¶] 1 A cm⁻² is equivalent to 86 400 000 C (m² day)⁻¹. Using the Faraday constant, *F*, this converts to 895 mol (m² day)⁻¹ which is equivalent to 8 kg (m² day)⁻¹ of water consumption when divided by 55.5 mol kg_{water}⁻¹ and considering that two electrons per water molecule are transferred.

^{||} 1 kW is equivalent to 86 400 kJ day⁻¹ and considering that 15 888 kJ are required to split 1 kg of H₂O (see footnote §), 3.4 to 4.5 kg_{water} (day kW)⁻¹ are consumed when the efficiency is 62–82%. Dividing 912–2850 US\$ kW⁻¹ by 3.4–4.5 kg_{water} (day kW)⁻¹ yields 203–838 US\$ (kg_{water} day⁻¹)⁻¹.

^{**} 1 kg of H₂O produces 1/9 kg of H₂. Thus, the water price was multiplied by nine.

^{††} Freshwater needed for water splitting if all electricity is produced from hydrogen: $\frac{2.3 \times 10^{13} \text{ kWh}}{33 \text{ kWh kg}^{-1}} \times 9 \times \frac{100}{40} = 1.6 \times 10^{13} \text{ kg}$.



to increase capital and operating costs. Additionally, the feed of a direct seawater electrolyser might be magnitudes more expensive if additives are used (acids, bases, buffers) or the conductivity and ion transport properties of the electrolyte will be low leading to significant efficiency losses. Considering these aspects, currently, DSS is less promising. Further, if all the challenges are overcome, the potential cost reduction of the seawater feed compared to a freshwater feed is below 1%, as freshwater is relatively cheap ($< 2 \text{ US\$ t}^{-1}$) and readily available in places where seawater and electricity is accessible. This suggests that further studies should focus on the development of the more promising two-step process including a purification step. In this regard, innovative ideas to combine both processes in one device have recently been reported by Veroneau and Nocera.⁶² An insightful comparison to DSS is the one to crude oil: the costs for crude oil purification (refinery) are often as high as 16% of the final fuel prices (e.g., for a crack spread of $12 \text{ US\$ bbl}^{-1}$ and a crude oil price of $60 \text{ US\$ bbl}^{-1}$).⁶³ Nevertheless, even though the relative purification costs for crude oil based fuels (16%) are more than a magnitude larger than those for seawater (below 1% of the hydrogen price), in the last century, no car has been commercialized that directly runs on crude oil.

Is freshwater pure enough?

So far, we discussed the formation of freshwater ($< 500 \text{ ppm}$ dissolved salts) out of seawater (around $35\,000 \text{ ppm}$ dissolved salts).⁶⁴ However, conventional electrolysers, especially proton exchange membrane electrolysers, are usually fed with purer water ($< 10 \text{ ppm}$ dissolved salts).^{11,21} To further purify the freshwater obtained from seawater, again, RO can be used.⁶⁵ In this regard, it has been demonstrated on the laboratory scale that passing the permeate from seawater RO a second time (two-pass RO) can reduce the salt content to less than 5 ppm .⁶⁶ The second pass consumes little energy and less than 3 kWh m^{-3} were required in sum for both passes. The costs of such treated seawater were $0.80 \text{ US\$ m}^{-3}$, which is lower than the higher estimate used in this work for freshwater production from seawater. Using RO together with electron deionization and starting from freshwater, it was demonstrated that ultra-high purity water with less than 0.5 ppm salt content could be produced at a cost of only $0.53 \text{ US\$ m}^{-3}$.⁴² These examples show that, even when the seawater is purified to ultra-high purity water, it will probably account for less than 0.3% of the hydrogen price.‡‡ Besides inorganic salts, it might be beneficial to remove organic molecules and dissolved gases from the feed water which can be done with ultraviolet oxidation and a vacuum degasifier, respectively.⁶⁵ Such additional steps will further increase the water feed costs but might be beneficial for the produced hydrogen purity and the electrolyser lifetime. Thus, the most cost-efficient water purity will depend on the electrolyser type and possibly also on the desired hydrogen purity. So far, alkaline electrolysers seem to tolerate

‡‡ Calculated using $0.80 \text{ US\$ m}^{-3}$ as water purification costs and $2.5 \text{ US\$ kg}^{-1}$ as hydrogen price.

higher impurities than ion exchange membrane ones.^{10,11} To find the optimal water purity, long term effects of low concentrated species in purified water have to be investigated. In this regard, the plentiful high-quality reports on DSS can be of fundamental importance as they uncovered several issues related to water impurities and found solutions for some of them. Future works can profit from this knowledge when investigating the water feed purity in relation to the electrolyser lifetime, the produced gas purity, and the hydrogen costs.

Author contributions

J. N. H. initiated the idea and developed it together with P. W. M., J. N. H. wrote the first draft. M. D. and P. W. M. supervised the study. All Authors (J. N. H., P. W. M., R. S., M. D.) designed the analysis, discussed the results, and commented on the manuscript.

Conflicts of interest

The authors declare no competing interests.

Acknowledgements

We are grateful to the Einstein Center of Catalysis (EC2) for financial support. This project was also funded by the Deutsche Forschungsgemeinschaft (DFG, German Research Foundation) under Germany's Excellence Strategy – EXC 2008 – 390540038 – UniSysCat.

References

- 1 R. Schlögl, *Angew. Chem., Int. Ed.*, 2019, **58**, 343–348.
- 2 N. S. Lewis and D. G. Nocera, *Proc. Natl. Acad. Sci. U. S. A.*, 2006, **103**, 15729–15735.
- 3 H. B. Gray, *Nat. Chem.*, 2009, **1**, 7.
- 4 Z. W. Seh, J. Kibsgaard, C. F. Dickens, I. Chorkendorff, J. K. Nørskov and T. F. Jaramillo, *Science*, 2017, **355**, eaad4998.
- 5 Y. Shao-Horn, I. E. L. Stephens, J. Peng, R. R. Rao, M. Risch, C. Wei, Z. J. Xu and B. Huang, *Adv. Mater.*, 2019, **31**, 1806296.
- 6 O. J. Guerra, J. Eichman, J. Kurtz and B. M. Hodge, *Joule*, 2019, **3**, 2425–2443.
- 7 O. J. Guerra, J. Zhang, J. Eichman, P. Denholm, J. Kurtz and B.-M. Hodge, *Energy Environ. Sci.*, 2020, **13**, 1909–1922.
- 8 D. V. Esposito, *Joule*, 2017, **1**, 651–658.
- 9 S. Ahmadvand, B. Abbasi, B. Azarfar, M. Elhashimi, X. Zhang and B. Abbasi, *Water*, 2019, **11**, 696.
- 10 S. Dresp, F. Dionigi, M. Klingenhof and P. Strasser, *ACS Energy Lett.*, 2019, **4**, 933–942.
- 11 W. Tong, M. Forster, F. Dionigi, S. Dresp, R. Sadeghi Erami, P. Strasser, A. J. Cowan and P. Farràs, *Nat. Energy*, 2020, **5**, 367–377.
- 12 S. Fukuzumi, Y. Lee and W. Nam, *ChemSusChem*, 2017, **10**, 4264–4276.
- 13 R. C. Forsythe and A. M. Müller, *Catal. Today*, 2020, DOI: 10.1016/j.cattod.2020.06.011.



- 14 L. Shi, R. Rossi, M. Son, D. M. Hall, M. A. Hickner, C. A. Gorski and B. E. Logan, *Energy Environ. Sci.*, 2020, **13**, 3138–3148.
- 15 B. C. M. Martindale and E. Reisner, *Adv. Energy Mater.*, 2016, **6**, 1–9.
- 16 H. Apostoleris, S. Sgouridis, M. Stefancich and M. Chiesa, *Nat. Energy*, 2018, **3**, 1109–1114.
- 17 R. D'Amore-Domenech and T. J. Leo, *ACS Sustainable Chem. Eng.*, 2019, **7**, 8006–8022.
- 18 A. J. Esswein, Y. Surendranath, S. Y. Reece and D. G. Nocera, *Energy Environ. Sci.*, 2011, **4**, 499–504.
- 19 S. Gao, G.-D. Li, Y. Liu, H. Chen, L.-L. Feng, Y. Wang, M. Yang, D. Wang, S. Wang and X. Zou, *Nanoscale*, 2015, **7**, 2306–2316.
- 20 W. Xu, F. Lyu, Y. Bai, A. Gao, J. Feng, Z. Cai and Y. Yin, *Nano Energy*, 2018, **43**, 110–116.
- 21 S. Dresp, F. Dionigi, S. Loos, J. Ferreira de Araujo, C. Spöri, M. Gliech, H. Dau and P. Strasser, *Adv. Energy Mater.*, 2018, **8**, 1800338.
- 22 S. Dresp, T. Ngo Thanh, M. Klingenhof, S. Brückner, P. Hauke and P. Strasser, *Energy Environ. Sci.*, 2020, **13**, 1725–1729.
- 23 Y. Zhao, B. Jin, Y. Zheng, H. Jin, Y. Jiao and S. Qiao, *Adv. Energy Mater.*, 2018, **8**, 1801926.
- 24 X. Lu, J. Pan, E. Lovell, T. H. Tan, Y. H. Ng and R. Amal, *Energy Environ. Sci.*, 2018, **11**, 1898–1910.
- 25 J. G. Vos, T. A. Wezendonk, A. W. Jeremiasse and M. T. M. Koper, *J. Am. Chem. Soc.*, 2018, **140**, 10270–10281.
- 26 S. Hsu, J. Miao, L. Zhang, J. Gao, H. Wang, H. Tao, S. Hung, A. Vasileff, S. Z. Qiao and B. Liu, *Adv. Mater.*, 2018, **30**, 1707261.
- 27 L. Yu, L. Wu, B. McElhenny, S. Song, D. Luo, F. Zhang, Y. Yu, S. Chen and Z. Ren, *Energy Environ. Sci.*, 2020, **11**, 12–14.
- 28 L. Yu, Q. Zhu, S. Song, B. McElhenny, D. Wang, C. Wu, Z. Qin, J. Bao, Y. Yu, S. Chen and Z. Ren, *Nat. Commun.*, 2019, **10**, 5106.
- 29 F. Dionigi, T. Reier, Z. Pawolek, M. Gliech and P. Strasser, *ChemSusChem*, 2016, **9**, 962–972.
- 30 H. K. Abdel-Aal and I. Hussein, *Int. J. Hydrogen Energy*, 1993, **18**, 553–556.
- 31 M. E. Q. Pilson, *An Introduction to the Chemistry of the Sea*, Cambridge University Press, 2nd edn, 2013.
- 32 M. Cole, H. Webb, P. K. Lindeque, E. S. Fileman, C. Halsband and T. S. Galloway, *Sci. Rep.*, 2015, **4**, 4528.
- 33 L. W. Casson and J. W. Bess, *Conversion to On-Site Sodium Hypochlorite Generation*, CRC Press, 2003.
- 34 J. E. Bennett, *Int. J. Hydrogen Energy*, 1980, **5**, 401–408.
- 35 T. F. O'Brien, T. V. Bommaraju and F. Hine, *Handbook of Chlor-Alkali Technology*, Springer Science + Business Media, New York, 2005.
- 36 B. L. Kienitz, H. Baskaran and T. A. Zawodzinski Jr, *Electrochim. Acta*, 2009, **54**, 1671–1679.
- 37 O. Schmidt, A. Gambhir, I. Staffell, A. Hawkes, J. Nelson and S. Few, *Int. J. Hydrogen Energy*, 2017, **42**, 30470–30492.
- 38 A. K. Boal, R. Matousek and W. L. Bradford, *On-site Generation of Hypochlorite*, American Water Works Association, 1st edn, 2015.
- 39 Y. Ligen, H. Vrabel and H. Girault, *Int. J. Hydrogen Energy*, 2020, **45**, 10639–10647.
- 40 I. Katsounaros, J. C. Meier, S. O. Klemm, A. A. Topalov, P. U. Biedermann, M. Auinger and K. J. J. Mayrhofer, *Electrochem. Commun.*, 2011, **13**, 634–637.
- 41 M. Auinger, I. Katsounaros, J. C. Meier, S. O. Klemm, P. U. Biedermann, A. A. Topalov, M. Rohwerder and K. J. J. Mayrhofer, *Phys. Chem. Chem. Phys.*, 2011, **13**, 16384.
- 42 I. G. Wenten, Khoiruddin, F. Arfianto and Zudiharto, *Desalination*, 2013, **314**, 109–114.
- 43 C. I. Soares Rodrigues, J. J. Jackson and M. D. Montross, *Ind. Crops Prod.*, 2016, **92**, 165–173.
- 44 A. Ghayur, T. V. Verheyen and E. Meuleman, *J. Cleaner Prod.*, 2019, **230**, 1165–1175.
- 45 Enapter, Enapter, <https://www.enapter.com/electrolyser>, accessed 2 March 2021.
- 46 J. Barrett, *Inorganic Chemistry in Aqueous Solution*, RSC Publishing Group, 2003.
- 47 J. R. Rumble, *CRC Handbook of Chemistry and Physics*, CRC Press, 100th edn, 2019.
- 48 J. M. Gordon and T. C. Hui, *Desalination*, 2016, **386**, 13–18.
- 49 M. Qasim, M. Badrelzaman, N. N. Darwish, N. A. Darwish and N. Hilal, *Desalination*, 2019, **459**, 59–104.
- 50 U. Caldera and C. Breyer, *Water Resour. Res.*, 2017, **53**, 10523–10538.
- 51 M. Elimelech and W. A. Phillip, *Science*, 2011, **333**, 712–718.
- 52 M. Badruzzaman, N. Voutchkov, L. Weinrich and J. G. Jacangelo, *Desalination*, 2019, **449**, 78–91.
- 53 A. El-gendi, H. Abdallah, A. Amin and S. Kamel, *J. Mol. Struct.*, 2017, **1146**, 14–22.
- 54 A. N. A. Mabrouk, A. S. Nafey and H. E. S. Fath, *Desalin. Water Treat.*, 2010, **22**, 56–64.
- 55 J. I. Levene, M. K. Mann, R. M. Margolis and A. Milbrandt, *Sol. Energy*, 2007, **81**, 773–780.
- 56 International Energy Agency, The Future of Hydrogen, <https://www.iea.org/reports/the-future-of-hydrogen>, (accessed 27 August 2019).
- 57 J. R. Ziolkowska, *Water Resour. Manage.*, 2015, **29**, 1385–1397.
- 58 V. G. Gude, N. Nirmalakhandan and S. Deng, *Renewable Sustainable Energy Rev.*, 2010, **14**, 2641–2654.
- 59 M. R. Shaner, H. A. Atwater, N. S. Lewis and E. W. McFarland, *Energy Environ. Sci.*, 2016, **9**, 2354–2371.
- 60 T. Ahmad and D. Zhang, *Energy Rep.*, 2020, **6**, 1973–1991.
- 61 J. Rockström, W. Steffen, K. Noone, Å. Persson, F. S. I. Chapin, E. Lambin, T. M. Lenton, M. Scheffer, C. Folke, H. J. Schellnhuber, B. Nykvist, C. A. de Wit, T. Hughes, S. van der Leeuw, H. Rodhe, S. Sörlin, P. K. Snyder, R. Costanza, U. Svedin, M. Falkenmark, L. Karlberg, R. W. Corell, V. J. Fabry, J. Hansen, B. Walker, D. Liverman, K. Richardson, P. Crutzen and J. Foley, *Ecol. Soc.*, 2009, **14**, 32.
- 62 S. S. Veroneau and D. G. Nocera, *Proc. Natl. Acad. Sci. U. S. A.*, 2021, **118**, e2024855118.
- 63 C. S. Hsu and P. R. Robinson, *Springer Handbook of Petroleum Technology*, Springer Nature, Cham, 2017.
- 64 Y. A. C. Jande, M. B. Minhas and W. S. Kim, *Desalin. Water Treat.*, 2015, **53**, 3482–3490.
- 65 H. Lee, Y. Jin and S. Hong, *Desalination*, 2016, **399**, 185–197.
- 66 J. Kim and S. Hong, *Desalination*, 2018, **429**, 142–154.

