





# Recent advances in acyl radical enabled reactions between aldehydes and alkenes

Cite this: *Chem. Commun.*, 2021, 57, 6111

Yi-Lin Liu,<sup>a</sup> Yue-Jun Ouyang,<sup>\*a</sup> Hongxing Zheng,<sup>bc</sup> Hongxin Liu <sup>\*c</sup> and Wen-Ting Wei <sup>\*ad</sup>

Received 21st April 2021,  
Accepted 25th May 2021

DOI: 10.1039/d1cc02112e

rsc.li/chemcomm

Radical-mediated functionalization of alkenes has been emerging as an elegant and straightforward protocol to increase molecule complexity. Moreover, the abstraction of a hydrogen atom from aldehydes to afford acyl radicals has evolved as a rising star due to its high atom-economy and the ready availability of aldehydes. Considering the great influence and synthetic potential of acyl radical enabled reactions between aldehydes and alkenes, we provide a summary of the state of the art in this field with a specific emphasis on the working models and corresponding mechanisms. The discussion is divided according to the kind of alkenes and reaction type.

## 1 Introduction

Alkenes are one of the most valuable building blocks and have found wide applications in chemical synthesis, pharmaceutical discovery, and material science.<sup>1</sup> Hence, the development of efficient methods for the functionalization of alkenes has become an important and well-studied research topic in organic synthesis. In particular, radical-mediated functionalization of alkenes has emerged as an elegant and straightforward protocol to increase molecule complexity with features of high step- and atom-economic efficiency, high reactivity, and excellent functional group tolerance.<sup>2</sup>

Since the beginning of radical chemistry, the formation and application of acyl radicals in a controlled and efficient manner has been at the heart of organic synthesis.<sup>3</sup> Among such strategies, the generation of alkyl radicals and their subsequent carbonylation has become a prominent tool.<sup>4</sup> In addition, the use of acyl selenides together with a radical initiator has also been developed as a complementary approach to directly generating acyl radicals.<sup>5</sup> As an alternative to these classical synthetic methods, the photochemical cleavage of the RC(O)–X (X = Cl, TeR, POR<sub>2</sub>, CH(OH)R, CH(NH<sub>2</sub>)R, OH and so on) bond has emerged as a powerful platform to deliver acyl radicals.<sup>6</sup>

Peroxide-promoted decarboxylation of  $\alpha$ -keto acids is also a viable alternative to obtain acyl radicals.<sup>7</sup> Recently, the abstraction of a hydrogen atom from aldehydes to afford acyl radicals has evolved as a rising star in this field due to its high atom-economy and the ready availability of aldehydes.<sup>3b,8</sup>

However, to the best of our knowledge, to date, there is still no exclusive review devoted to acyl radical enabled reactions between aldehydes and alkenes. Hence, we will endeavor to highlight the recent advances in this topic. Specific emphasis has been placed on working models and corresponding mechanisms. The following discussion is thus organized based on the kind of alkenes and reaction type, which includes hydroacylation of simple alkenes and difunctionalization of alkenes. The authors hope that this review will inspire further development of reactions in this promising and interesting area.

## 2 Hydroacylation of simple alkenes

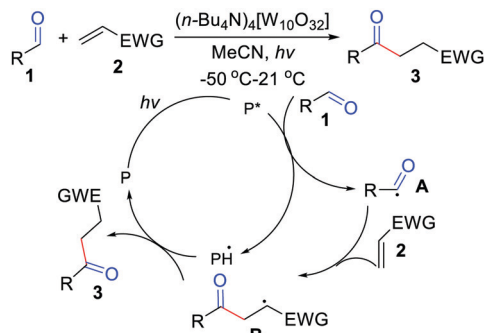
Initial efforts in hydroacylation of simple alkenes *via* decatungstate-photocatalyzed activation of aldehydes were made by Fagnoni and co-workers (Scheme 1).<sup>9</sup> The reaction involved the use of tetra-butyl ammonium decatungstate (TBADT) at 2 mol% amount and did not require the use of foul-smelling auxiliaries. After establishing a suitable system for the production of acyl radicals, a variety of electron-poor alkenes were subjected to optimal reaction conditions and afforded the hydroacylation products of asymmetrical ketones in modest yields. The process involves the generation of an acyl radical through hydrogen abstraction from aldehydes, followed by radical addition to the alkene to give the radical intermediate **B**. Then, it abstracts a hydrogen to release the final product.

<sup>a</sup> College of Chemistry and Materials Engineering, Hunan Engineering Laboratory for Preparation Technology of Polyvinyl Alcohol (PVA) Fiber Material, Huaihua University, Huaihua, Hunan, 418008, China.  
E-mail: weiwenting@nbu.edu.cn

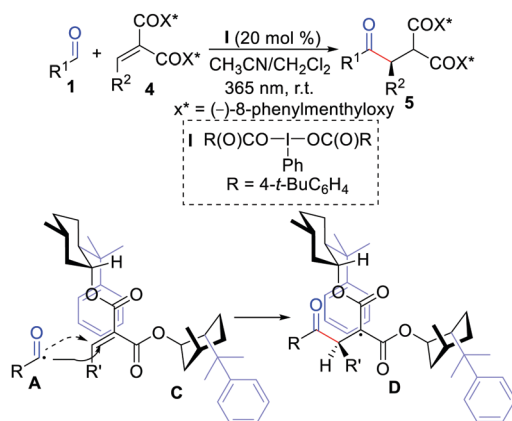
<sup>b</sup> Institution of Functional Organic Molecules and Materials, School of Chemistry and Chemical Engineering, Liaocheng University, Liaocheng, 252059, China

<sup>c</sup> College of Chemistry and Materials Engineering, Institute of New Materials & Industrial Technology, Wenzhou University, Wenzhou, 325035, China

<sup>d</sup> School of Materials Science and Chemical Engineering, Ningbo University, Ningbo, Zhejiang, 315211, China



Scheme 1 Decatungstate-photocatalyzed activation of aldehydes with electron-poor alkenes.



Scheme 2 Diastereoselective radical hydroacylation of alkenes.

Inspired by the work mentioned above, other groups have also reported hydroacylation of simple alkenes using aldehydes.<sup>10</sup>

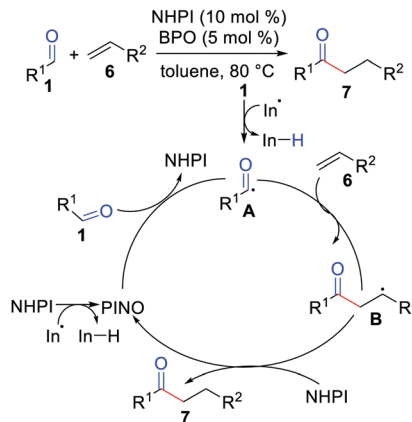
The first example of diastereoselective radical hydroacylation of alkenes was described by Maruoka and co-workers in 2016 (Scheme 2).<sup>11</sup> The reaction was initiated by the combination of hypervalent iodine(III) with UV-light irradiation under metal-free conditions. They also proposed that a transition state model for this transformation is a radical addition step, and effective shielding of one diastereotopic face of alkylidene-malonates was realized by the phenyl group of one chiral auxiliary.

Ishii and co-workers in 2001 reported the hydroacylation of simple alkenes with aldehydes with the use of a polarity-reversal catalyst (Scheme 3).<sup>12</sup> In this report, they tried several *N*-hydroxyphthalimide (NHPI) derivatives and *N*-hydroxysuccinimide (NHSI) as catalysts, but the combination of NHPI with dibenzoyl peroxide (BPO) was found to be most suitable for this particular method.

### 3 Difunctionalization of alkenes

#### 3.1 Aldehyde-mediated coupling of an acyl radical with simple alkenes

Oxidative coupling has emerged as one of the most popular and powerful methodologies because it avoids the use of

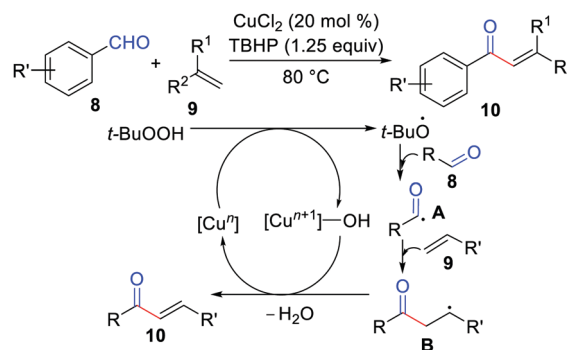


Scheme 3 Hydroacylation of simple alkenes with aldehydes by the use of a polarity-reversal catalyst.

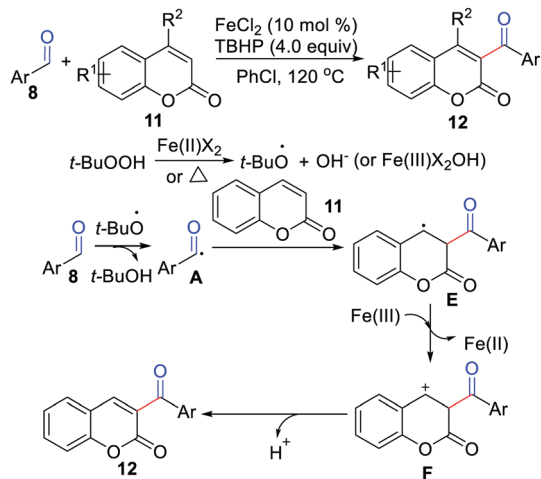
halides (or halide equivalents) and organometallic reagents.<sup>13</sup> In 2013, Lei's group developed the first oxidative coupling of alkenes with aldehydes for the synthesis of  $\alpha,\beta$ -unsaturated ketones (Scheme 4).<sup>14</sup> The mechanistic studies showed that this reaction likely proceeded by a single-electron transfer (SET), and the important benzylic radical intermediate **B** underwent oxidation by copper species and then deprotonation to produce the final coupling product. Recently, Zhao, Zhu, Loh, and co-workers also proposed an oxidative coupling of alkenes with aldehydes *via* a photoredox catalysis method.<sup>15</sup>

In 2015, Yuan, Mao, Qu, and co-workers developed a novel iron-catalyzed protocol for the coupling of aromatic aldehydes with coumarins (Scheme 5).<sup>16</sup> The features of this method include high efficiency, wide functional group tolerance, and commercially available starting materials. They proposed a SET reaction process, which underwent a carbocation intermediate for the formation of the final product. Soon thereafter, Adib and co-workers further reported a metal-free coupling of aldehydes with coumarins in the presence of a  $K_2S_2O_8$ /aliquat 336 system.<sup>17</sup>

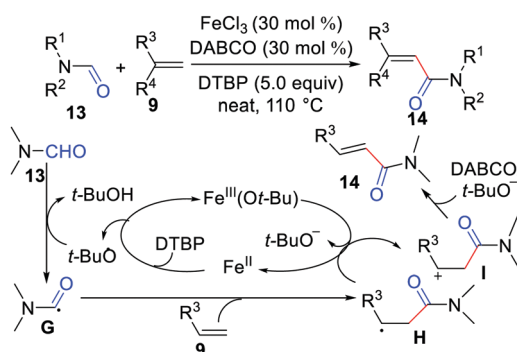
In 2014, Li's group achieved oxidative coupling of alkenes with amides *via* carbonyl  $C(sp^2)$ -H functionalization (Scheme 6).<sup>18</sup> In this reaction,  $FeCl_3$  was the catalyst, 1,4-diazabicyclo[2.2.2]octane (DABCO) was the base, and di-*tert*-butyl



Scheme 4 Oxidative coupling of alkenes with aldehydes for the synthesis of  $\alpha,\beta$ -unsaturated ketones.



Scheme 5 Iron-catalyzed protocol for the coupling of aromatic aldehydes with coumarins.



Scheme 6 Oxidative coupling of alkenes with amides via carbonyl C(sp<sup>2</sup>)-H functionalization.

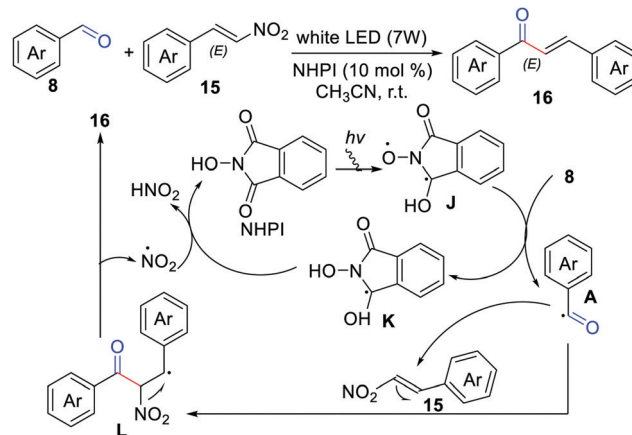
peroxide (DTBP) was the oxidant. The mechanism involves the SET between alkyl radical **H** and Fe<sup>3+</sup>(Ot-Bu) to form alkyl cation **I**, followed by  $\beta$ -H elimination affording the desired product as shown in Scheme 6.

In 2017, Yadav and co-workers developed the coupling of aldehydes with  $\beta$ -nitrostyrenes towards chalcones, by means of *N*-hydroxyphthalimide (NHPI) as a reusable organophotocatalyst and acetonitrile as an acceptable green solvent (Scheme 7).<sup>19</sup> A possible reaction mechanism has been suggested by the authors considering that the benzylic radical **L** easily eliminates the stable NO<sub>2</sub> radical to form the desired product.

### 3.2 Three-components reaction of aldehydes with alkenes

$\alpha,\beta$ -Epoxy ketones are a class of valuable intermediates and precursors in organic chemistry, and they can be easily converted into numerous useful products such as  $\alpha$ - and  $\beta$ -carbonyls,  $\alpha,\beta$ -epoxy alcohols, 1,3-diols and so on.<sup>20</sup>

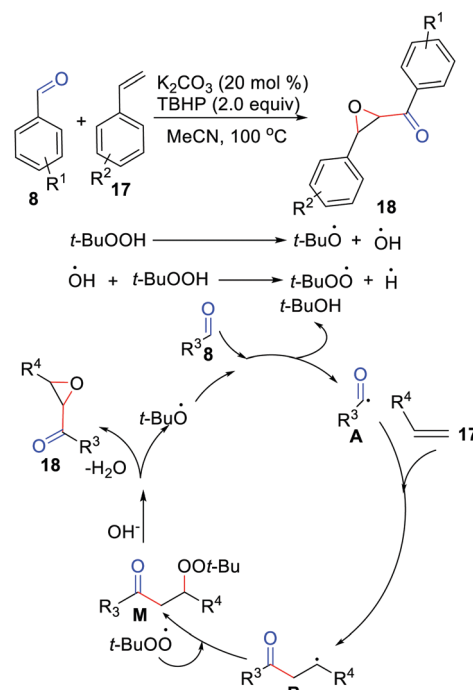
The difunctionalization of simple alkenes for the synthesis of  $\alpha,\beta$ -epoxy ketones *via* oxidative coupling with aldehydes under transition metal-free conditions had been described by



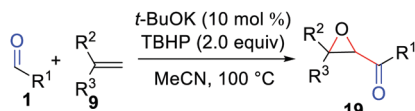
Scheme 7 The coupling of aldehydes with  $\beta$ -nitrostyrenes.

the Lu group in 2014 (Scheme 8).<sup>21</sup> Various aldehydes were found to be tolerated, both aryl and alkyl aldehydes ran well in this reaction. An investigation of the mechanism showed that the reaction involved the formation of an acyl radical, radical coupling, and the elimination of *t*-BuOH.

Next, Li and co-workers reported an elegant one-pot synthesis of  $\alpha,\beta$ -epoxy ketones using 10 mol% *t*-BuOK and 2.0 equiv *tert*-butyl hydroperoxide (TBHP). (Scheme 9).<sup>22</sup> This reaction proceeds through a new tandem C-H/alkene functionalization step that occurs through an oxidative radical pathway. Subsequently, the Wang, Siva, and Jr group independently demonstrated the synthesis of  $\alpha,\beta$ -epoxy ketones through a domino reaction between alkenes and aldehydes *via* a visible light-driven strategy.<sup>23</sup>



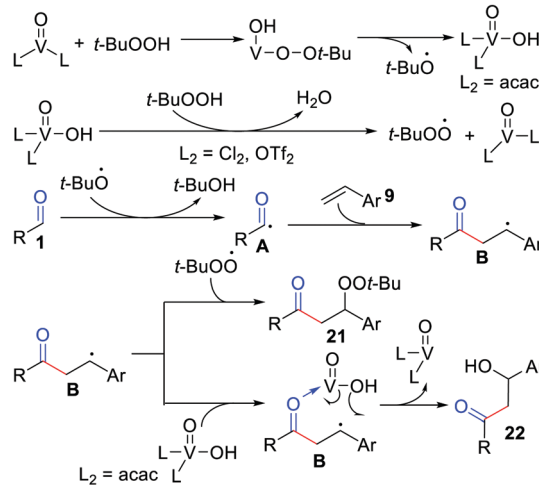
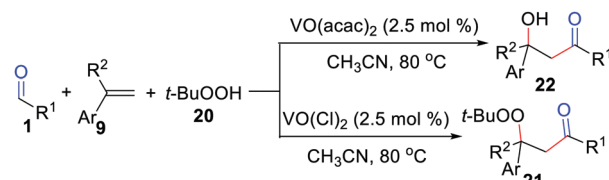
Scheme 8 The difunctionalization of simple alkenes for the synthesis of  $\alpha,\beta$ -epoxy ketones.

Scheme 9 One-pot synthesis of  $\alpha,\beta$ -epoxy ketones.

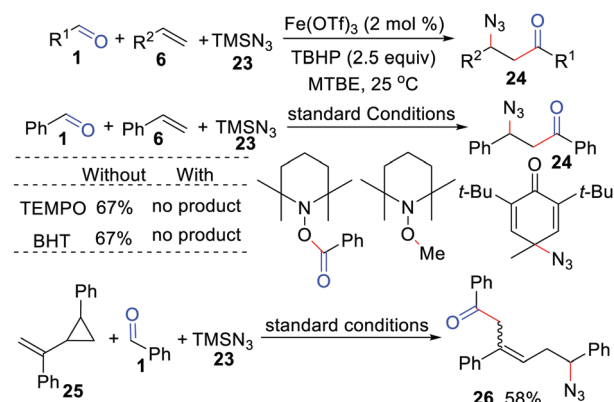
Oxidative difunctionalization of alkenes, which involves the installation of two substituents across a C=C double bond, has attracted significant attention as an unprecedented method that allows for the buildup of molecular complexity in a single procedure.<sup>24</sup> In 2011, the Li group presented an FeCl<sub>2</sub>-catalyzed acylation/peroxidation of alkenes with aldehydes and hydroperoxides for the preparation of  $\beta$ -peroxy ketones (Scheme 10).<sup>25</sup> In this case,  $\alpha$ -substituted alkenes, 2-vinylnaphthalene, 4-vinylpyridine, and 1,3-butadiene were suitable for this transformation. Remarkably, the method can also be applied to the synthesis of  $\alpha$ -carbonyl epoxides through a one-pot process by adding 10 mol% 1,8-diazabicyclo[5.4.0]undec-7-ene (DBU) to the reaction mixture after the completion of the acylation/peroxidation reaction. The acyl radical addition to the C=C bond of the alkene followed by alkylperoxy radical coupling leads to the expected product **21**. Moreover, the groups of Li<sup>26</sup> and Wang<sup>27</sup> independently exploited acylation/peroxidation of alkenes using iron or dirhodium.

Subsequently, Weng, Chen, and co-workers further demonstrated complementary acylation/peroxidation and acylation/hydroxylation of alkenes by simply adjusting the ligand environment of a vanadyl center (Scheme 11).<sup>28</sup> This method was attractive and selectively afforded  $\beta$ -peroxyketones or  $\beta$ -hydroxy using the same set of coupling partners. The acylation/hydroxylation may proceed through the direct coupling of vanadyl(v) hydroxide with benzylic radical **B**.

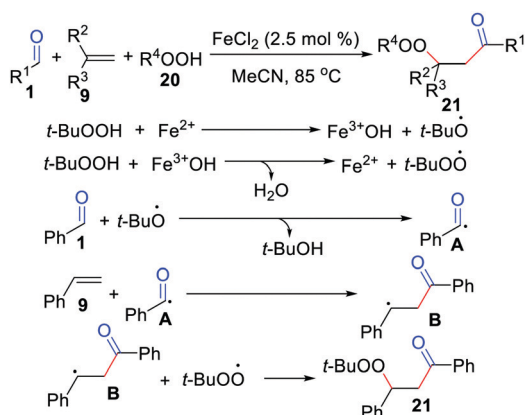
In 2019, Bao and co-workers disclosed an iron-catalyzed acylation/azidation of alkenes by using TMSN<sub>3</sub> as the azido source and TBHP as the initiator, providing a series of valuable unsymmetrical  $\beta$ -azido ketones in moderate to good yield (Scheme 12).<sup>29</sup> The obtained  $\beta$ -azido ketones can be easily transformed into  $\gamma$ -aminol,  $\gamma$ -azido alcohol,  $\beta$ -azido oxime,  $\beta$ -azido



Scheme 11 The complementary acylation/peroxidation and acylation/hydroxylation of alkenes.



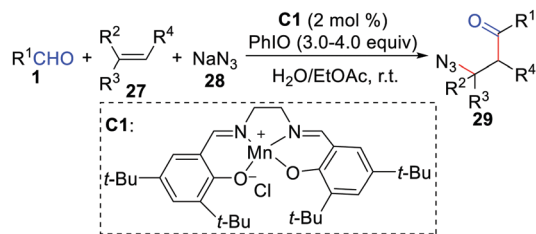
Scheme 12 Iron-catalyzed acylation/azidation of alkenes.

Scheme 10 FeCl<sub>2</sub>-Catalyzed acylation/peroxidation of alkenes with aldehydes and hydroperoxides.

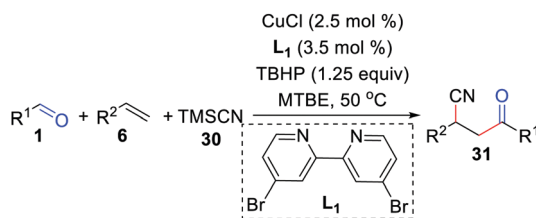
ester, or triazoles. Radical trapping experiments confirmed that this reaction involves the azido and acyl radical processes.

Generally, (salen)Mn(III) in conjunction with iodosobenzene is a novel catalysis system for epoxidation of alkenes. However, the Wang group developed a (salen)Mn(III)-catalyzed chemoselective acylation/azidation of alkenes by using NaN<sub>3</sub> as the azido source (Scheme 13).<sup>30</sup> The key to this protocol is the rational application of the different reactivities of the oxomanganese(V) species, which is capable of abstracting a hydrogen atom from a substrate C–H bond.

In 2019, Bao and co-workers further achieved a copper-catalyzed acyl/cyanation of alkenes using TBHP as an initiator (Scheme 14).<sup>31</sup> In this transformation, the radical pathway starts from a *tert*-butoxy radical and the dominant factor for the  $\beta$ -Me scission of a *tert*-butoxy radical is the metal species.



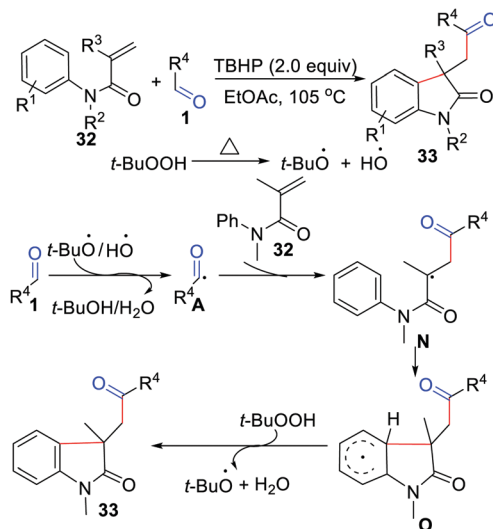
Scheme 13 (Salen)Mn(III)-catalyzed chemoselective acylation/azidation of alkenes.



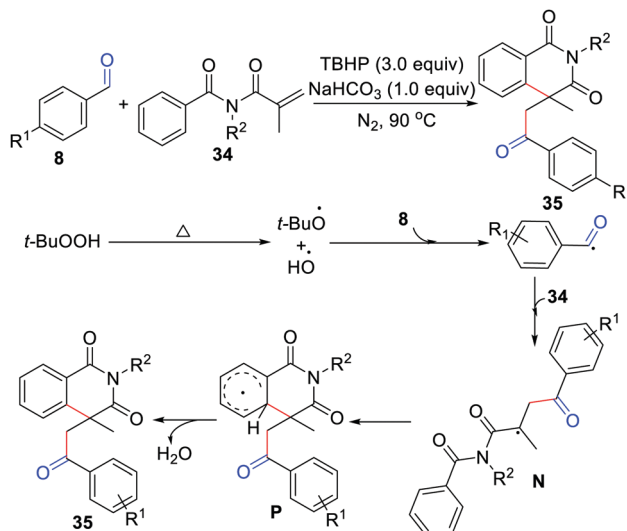
Scheme 14 Copper-catalyzed acyl/cyanation of alkenes.

### 3.3 Intermolecular cyclization of aldehydes with alkenes

The first intermolecular acylation/cyclization of *N*-arylacrylamides was reported in 2013 by Song, Li, and co-workers, and it established a metal-free oxidative difunctionalization of activated alkenes with carbonyl C(sp<sup>2</sup>)-H bonds and aryl C(sp<sup>2</sup>)-H bonds (Scheme 15).<sup>32</sup> In this reaction, TBHP and DTBP were exclusive oxidants, as traces of the target products were detected in other oxidants. Notably, the transformation showed an obvious steric hindrance effect and afforded a lower yield with *ortho*-substituted aryl aldehydes. They also proposed a possible mechanism, where an acyl radical was produced by TBHP. Then it reacted with the C=C bond of *N*-arylacrylamides to generate radical intermediate **N**, which was further cyclized with an aryl ring to give radical intermediate **O**. Finally, the product was obtained *via* abstraction of an aryl hydrogen by



Scheme 15 Intermolecular acylation/cyclization of *N*-arylacrylamides.



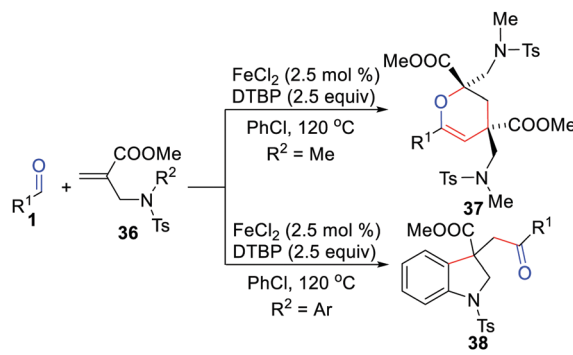
Scheme 16 Acylation/cyclization of *N*-alkyl-*N*-methacryloylbenzamide.

TBHP. Since then, different variants involving acylation/cyclization of *N*-arylacrylamides with aldehydes have been developed.<sup>33</sup>

One year later, the Zhou group disclosed acylation/cyclization of *N*-alkyl-*N*-methacryloylbenzamide for the synthesis of isoquinoline-1,3(2*H*,4*H*)-diones (Scheme 16).<sup>34</sup> In this method, TBHP was the oxidant, NaHCO<sub>3</sub> was the base, and no metal catalysts or organic solvents were involved. In addition, the groups of Mai/Lu<sup>35</sup> and Duan/Li<sup>36</sup> independently exploited acylation/cyclization of *N*-alkyl-*N*-methacryloylbenzamide simply using K<sub>2</sub>S<sub>2</sub>O<sub>8</sub> or DTBP as the oxidant.

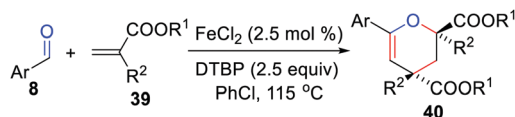
In 2015, Li's group expanded this cyclization protocol to *N*-allylamides for the rapid and efficient preparation of indolines and dihydropyrans using FeCl<sub>2</sub>/DTBP (Scheme 17).<sup>37</sup> Notably, the substituents of tertiary amines play vital roles in facilitating the desired transformation as shown in Scheme 17. In 2020, Liang, Long, and co-workers reported a heat- or light-induced acylation of *N*-allylamides for the construction of 3-( $\alpha$ -acyl) indolines.<sup>38</sup>

In 2015, Li and co-workers developed an efficient iron-catalyzed cyclization of aldehydes with alkenes for the synthesis

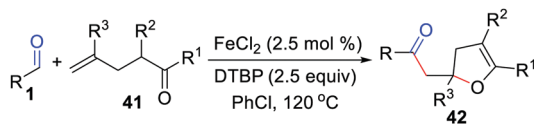


Scheme 17 Cyclization of *N*-allylamides for the preparation of indolines and dihydropyrans.





Scheme 18 Iron-catalyzed cyclization of aldehydes with alkenes.

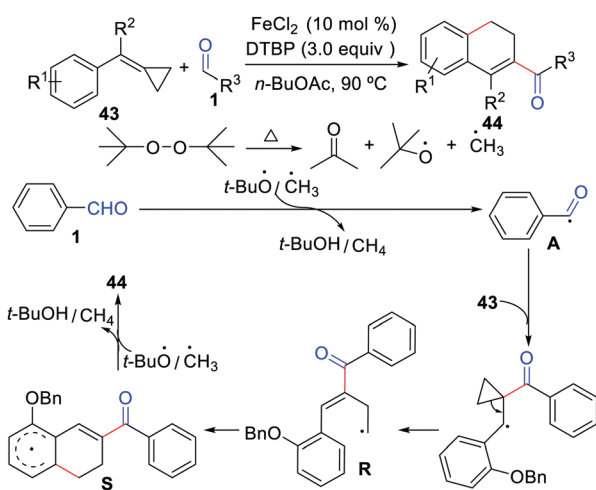


Scheme 19 Iron-catalyzed acylation/oxygenation of terminal alkenes for the preparation of dihydrofurans.

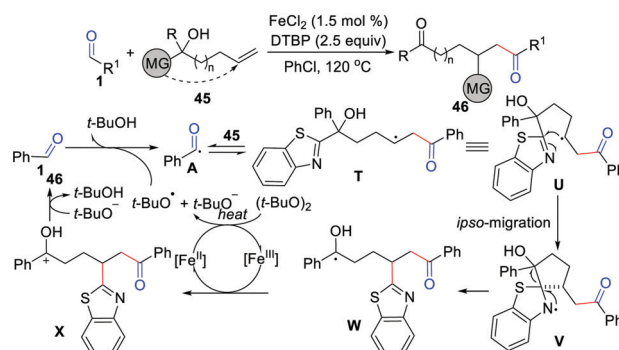
of 3,4-dihydropyran derivatives (Scheme 18).<sup>39</sup> Iron salts are an efficient and irreplaceable catalyst, as the target products were not detected in the absence of it. Soon after, the same group reported an iron-catalyzed addition cyclization reaction of aldehydes with alkenes.<sup>40</sup>

In the same year, the same group realized the iron-catalyzed acylation/oxygenation of terminal alkenes with aldehydes for the preparation of dihydrofurans bearing a quaternary carbon (Scheme 19).<sup>41</sup> A control experiment suggested that high temperature (120 °C) was essential for this reaction, as no product was detected when the reaction was implemented at 100 °C.

Despite the impressive advances made in the intermolecular cyclization of alkenes with aldehydes, employing methylenecyclopropanes as the partner in these reactions remains largely unexplored. Hence, Liu, Tang, and co-workers developed the first example of functionalization of methylenecyclopropanes with aldehydes for the formation of 2-acyl-3,4-dihydronaphthalenes using FeCl<sub>2</sub> as the catalyst (Scheme 20).<sup>42</sup> This cyclization reaction proceeds through an acyl radical addition, ring-opening, and intramolecular cyclization sequence.



Scheme 20 Functionalization of methylenecyclopropanes with aldehydes.



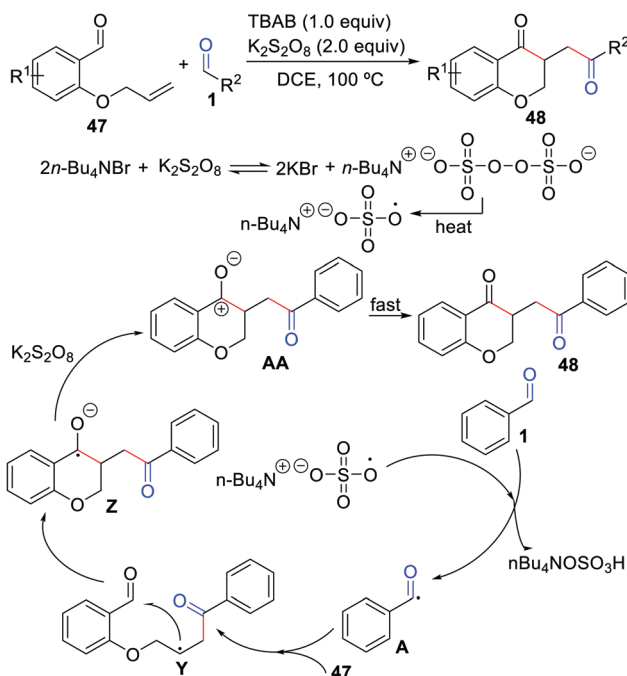
Scheme 21 The hydroacylation of unactivated alkenes with aldehydes.

### 3.4 Difunctionalization of aldehydes and unactivated alkenes under the strategy of functional group *ipso*-migration

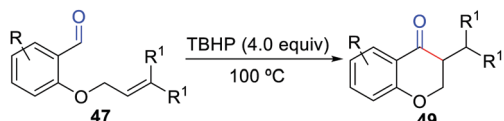
To further exploit the hydroacylation of unactivated alkenes with aldehydes, Lv, Li, and co-workers have disclosed an effective distal group *ipso*-migration strategy in 2020 (Scheme 21).<sup>43</sup> This method overcomes the energy barrier and reversibility in the functionalization of unactivated alkenes with nucleophilic acyl radicals. The key *ipso*-migration step of this transformation is the  $\beta$ -carbonyl carbon radical U trapped by the C=N bond of the alkene substrate to give the nitrogen radical intermediate V. Moreover, Yu's group reported a similar 1,2-acylation of allylic alcohols with aldehydes in 2017.<sup>44</sup>

### 3.5 Intramolecular cyclization of alkenes

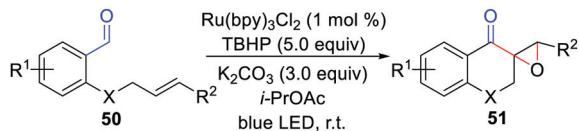
The first example of cyclization of 2-(allyloxy)arylaldehydes with aldehydes was described by Xiao, Mai, and co-workers in 2019 (Scheme 22).<sup>45</sup> In the presence of tetra-*n*-butylammonium



Scheme 22 Cyclization of 2-(allyloxy)arylaldehydes with aldehydes.



Scheme 23 TBHP-promoted hydroacylation of 2-(allyloxy)benzaldehydes.



Scheme 24 Preparation of spiroepoxy chroman-4-ones.

bromide (TBAB) and  $K_2S_2O_8$ , a series of chroman-4-ones were produced in moderate to good yields. The strategy features easily available starting materials, no metals, and a step-economical manner. This reaction involves a benzyl cation intermediate **AA**, which could be transformed into the final product fast.

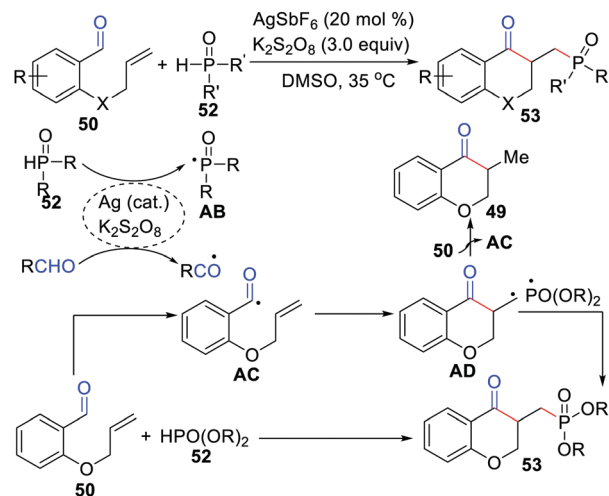
Lee *et al.* achieved the TBHP-promoted hydroacylation of 2-(allyloxy)benzaldehydes for the synthesis of 4-chromanones under solvent- and metal-free conditions (Scheme 23).<sup>46</sup> The method proceeded through the production of an intramolecular acyl radical, followed by the reaction with a  $C=C$  bond.

Hong disclosed a tandem oxidation/radical cyclization/epoxidation sequence for the preparation of spiroepoxy chroman-4-ones through a visible-light-enabled protocol in 2017 (Scheme 24).<sup>47</sup> Optimization of the reaction conditions showed that with mediation by 1 mol% of  $Ru(bpy)_3Cl_2 \cdot 6H_2O$ , 5.0 equiv. of TBHP, and 3.0 equiv. of  $K_2CO_3$  in *i*-PrOAc at room temperature, the desired product can be obtained in 73% yield after 24 h with irradiation from a blue LED.

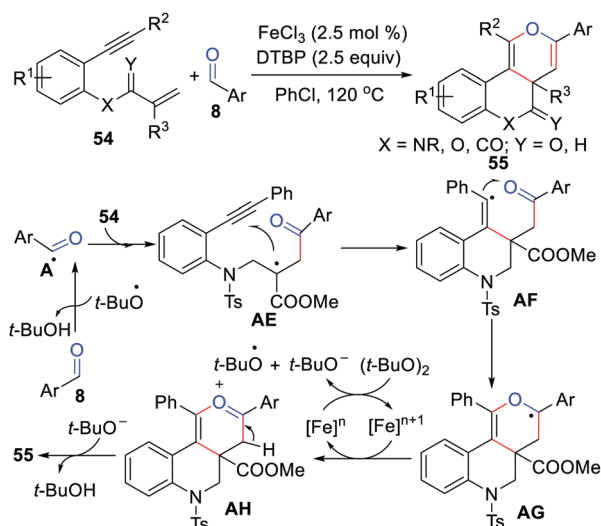
Li and co-workers reported an efficient and unique approach to synthesize phosphonate chroman-4-ones employing  $AgSbF_6$  as the catalyst and  $K_2S_2O_8$  as the oxidant (Scheme 25).<sup>48</sup> This transformation involves an alkyl radical generated which is then added to the alkene, followed by its coupling with the phosphonyl radical.

### 3.6 Cyclization of 1,*n*-enynes

The cyclization of 1,*n*-enynes has been recognized as an indispensable strategy for the construction of highly intricate cyclic systems and drug molecules with elaborate ring frameworks.<sup>49</sup> In 2016, Li's group disclosed the first example of iron-catalyzed radical [2+2+2] cyclization of 1,7-enynes with aldehydes using DTBP as the oxidant in chlorobenzene (Scheme 26).<sup>50</sup> This reaction has a wide range tolerance of various functional groups and can synthesize fused [6.6.6] pyran derivatives in moderate yields. As shown in Scheme 26, this acyl radical-mediated method has an attractive dual role, which triggers and terminates the tandem cyclization in a one-pot procedure. Notably, Li's group also reported an iron-catalyzed [2+2+2]



Scheme 25 Synthesis of phosphonate chroman-4-ones employed  $AgSbF_6$  as the catalyst.

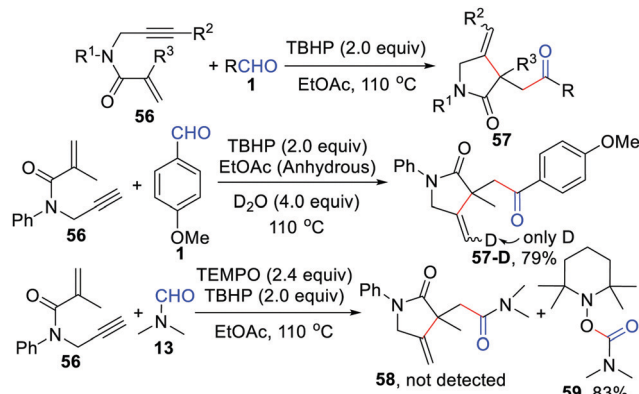


Scheme 26 Iron-catalyzed radical [2+2+2] cyclization of 1,7-enynes with aldehydes.

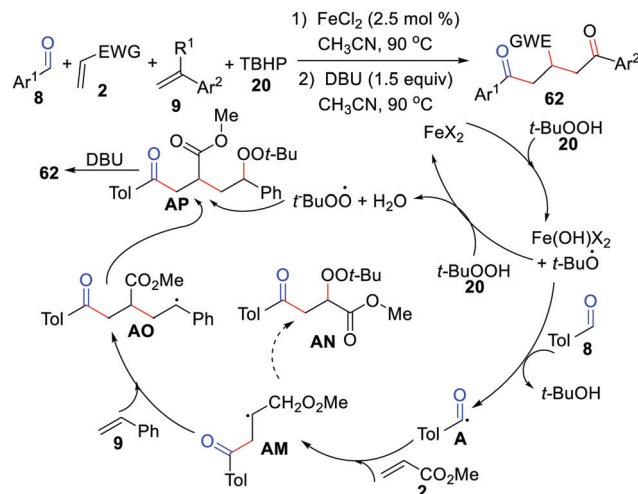
annulation cyclization reaction of 1,*n*-enynes with aldehydes in 2020.<sup>51</sup>

Soon after, our group also developed a regioselective radical cyclization of 1,6-enynes with aldehydes by a TBHP-mediated, one-pot process under a metal- and additive-free system (Scheme 27).<sup>52</sup> Different from Li's iron-catalyzed strategy,<sup>50</sup> the aldehydic radical just triggers this radical cyclization and the whole reaction is terminated by hydrogen abstraction from the solvent. One of the hydrogen atoms at the end of the olefin in the final product comes from water, which was confirmed by the isotope labeling experiment. Moreover, the acyl radical was also trapped by 2,2,6,6-tetramethylpiperidine-1-oxyl (TEMPO) in this reaction.

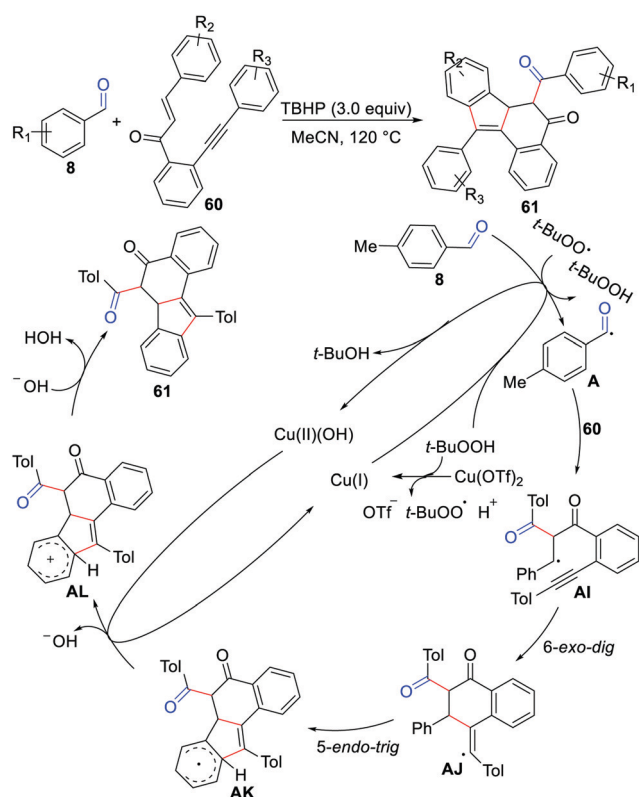
In 2020, Zhao, Wu, and co-workers described a novel bicyclization of 1,6-enynes with aldehydes for the synthesis of the 5*H*-benzo[*a*]fluoren-5-one skeleton in the presence of  $Cu(OTf)_2$



Scheme 27 Regioselective radical cyclization of 1,6-enynes with aldehydes.



Scheme 29 Fe-Catalyzed radical dual difunctionalization of two different alkenes with aldehydes.



Scheme 28 Bicyclization of 1,6-enynes with aldehydes for the synthesis of the 5H-benzo[a]fluoren-5-ones.

and TBHP (Scheme 28).<sup>53</sup> The transformation constructed three C–C bonds and two carbon rings in one step with wide substrate applicability and regioselectivity. The reaction process involves 6-*exo-dig* and 5-*endo-trig* cyclization as revealed in Scheme 28.

### 3.7 Dual difunctionalization of two different alkenes

In 2019, the Yang group showed an elegant Fe-catalyzed radical dual difunctionalization of two different alkenes with

aldehydes for the construction of  $\beta,\delta$ -functionalized ketones *via* a one-pot procedure (Scheme 29).<sup>54</sup> The acyl radicals produced from the aldehyde allowed for the formation of C(sp<sup>2</sup>)–C(sp<sup>3</sup>), C(sp<sup>3</sup>)–C(sp<sup>3</sup>), and C(sp<sup>3</sup>)–O bonds through dual radical insertions and radical coupling. It is worth noting that TBHP plays a triple role of radical initiator, terminal oxidant, and radical coupling partner in this reaction.

## 4 Conclusions

In recent years, acyl radical enabled reactions between aldehydes and alkenes have been well established and exponentially increased. The progress summarized in this review highlights the hydroacylation of simple alkenes and difunctionalization of alkenes that have been developed in organic synthesis. In these processes, the development and discovery of novel catalytic oxidation systems and reasonable design of substrate types play an important role. As shown in the above-mentioned examples, this method is quite valuable for the synthesis of diverse functionalized molecules.

However, many opportunities and challenges remain to be explored. Compared with aryl aldehyde C(sp<sup>2</sup>)–H bond cleavage, alkyl aldehyde C(sp<sup>3</sup>)–H bond cleavages under mild conditions remain relatively rare. Moreover, exploring diastereoselective radical acylation of alkenes is still a challenging target. From the perspective of synthetic applications, the application of these acyl radical enabled reactions in late-stage modifications of bioactive molecules is also a highly attractive research area. We believe more impressive methods for acyl radical enabled reactions with alkenes will be envisaged in the near future.

## Conflicts of interest

There are no conflicts to declare.



## Acknowledgements

The authors thank the Natural Science Foundation of Hunan Province, China (No. 2020JJ5448), and the Scientific Research Fund of Hunan Provincial Education Department (No. 19A389) for financial support.

## Notes and references

- For selected reviews, see: (a) Y. Q. Li, D. Wu, H.-G. Cheng and G. Y. Yin, *Angew. Chem., Int. Ed.*, 2020, **59**, 7990–8003; (b) Z. Dong, Z. Ren, S. J. Thompson, Y. Xu and G. B. Dong, *Chem. Rev.*, 2017, **117**, 9333–9403; (c) J.-S. Zhang, L. Liu, T. Q. Chen and L.-B. Han, *Chem. – Asian J.*, 2018, **13**, 2277–2291; (d) J. H. Chen and Z. Lu, *Org. Chem. Front.*, 2018, **5**, 260–272; (e) H.-Y. Tu, S. Q. Zhu, F.-L. Qing and L. L. Chu, *Synthesis*, 2020, 1346–1356; (f) R. Calmanti, M. Selva and A. Perosa, *Green Chem.*, 2021, **23**, 1921–1941; (g) A. Fingerhut, O. V. Serdyuk and S. B. Tsogoeva, *Green Chem.*, 2015, **17**, 2042–2058.
- For selected reviews, see: (a) G. Y. S. Qiu, L. F. Lai, J. Cheng and J. Wu, *Chem. Commun.*, 2018, **54**, 10405–10414; (b) Z.-L. Li, G.-C. Fang, Q.-S. Gu and X.-Y. Liu, *Chem. Soc. Rev.*, 2020, **49**, 32–48; (c) H. Jiang and A. Studer, *Chem. Soc. Rev.*, 2020, **49**, 1790–1811; (d) X.-W. Lan, N.-X. Wang and Y. L. Xing, *Eur. J. Org. Chem.*, 2017, 5821–5851; (e) J. Lin, R.-J. Song, M. Hu and J.-H. Li, *Chem. Rec.*, 2019, **19**, 440–451.
- For selected reviews, see: (a) L. H. Ruan, C. X. Chen, X. X. Zhang and J. Sun, *Chin. J. Org. Chem.*, 2018, **38**, 3155–3164; (b) C. Chatgililoglu, D. Crich, M. Komatsu and I. Ryu, *Chem. Rev.*, 1999, **99**, 1991–2070; (c) A. Banerjee, Z. Lei and M.-Y. Ngai, *Synthesis*, 2019, 303–333; (d) C. Raviola, S. Protti, D. Ravelli and M. Fagnoni, *Green Chem.*, 2019, **21**, 748–764.
- For a selected paper, see: I. Ryu, *Chem. Soc. Rev.*, 2001, **30**, 16–25.
- For selected papers, see: (a) D. L. Boger and R. J. Mathvink, *J. Org. Chem.*, 1992, **57**, 1429–1443; (b) D. L. Boger and R. J. Mathvink, *J. Org. Chem.*, 1989, **54**, 1777–1779.
- For selected papers, see: (a) S. Bath, N. M. Laso, H. Lopez-Ruiz, B. Quiclet-Sire and S. Z. Zard, *Chem. Commun.*, 2003, 204–205; (b) Z. J. Liu, J. Zhang, S. L. Chen, E. Shi, Y. Xu and X. B. Wan, *Angew. Chem., Int. Ed.*, 2012, **51**, 3231–3235; (c) Y. J. Liu, Y. Y. Li, Y. Qi and J. Wan, *Synthesis*, 2010, 4188–4192; (d) D. Crich, C. Chen, J.-T. Hwang, H. W. Yuan, A. Papadatos and R. I. Walter, *J. Am. Chem. Soc.*, 1994, **116**, 8937–8951; (e) C. S. Colley, D. C. Grills, N. A. Besley, S. Jockusch, P. Matousek, A. W. Parker, M. Towrie, N. J. Turro, P. M. W. Gill and M. W. George, *J. Am. Chem. Soc.*, 2002, **124**, 14952–14958; (f) G. W. Sluggett, C. Turro, M. W. George, I. V. Kopytug and N. J. Turro, *J. Am. Chem. Soc.*, 1995, **117**, 5148–5153; (g) Y. Yagci, S. P. Pappas and W. Schnabel, *Z. Naturforsch., A: Phys. Sci.*, 1987, **42**, 1425–1427; (h) C. E. Brown, A. G. Neville, D. M. Rayner, K. U. Ingold and J. Luszytk, *Aust. J. Chem.*, 1995, **48**, 363–379; (i) A. G. Neville, C. E. Brown, D. M. Rayner, J. Luszytk and K. U. Ingold, *J. Am. Chem. Soc.*, 1991, **113**, 1869–1870; (j) M. L. Zhang, J. Xie and C. J. Zhu, *Nat. Commun.*, 2018, **9**, 3517–3527; (k) R. Ruzi, K. Liu, C. J. Zhu and J. Xie, *Nat. Commun.*, 2020, **11**, 3312–3320; (l) R. Ruzi, J. Y. Ma, X.-A. Yuan, W. L. Wang, S. S. Wang, M. L. Zhang, J. Dai, J. Xie and C. J. Zhu, *Chem. – Eur. J.*, 2019, **25**, 12724–12729; (m) M. L. Zhang, X.-A. Yuan, C. J. Zhu and J. Xie, *Angew. Chem., Int. Ed.*, 2019, **58**, 312–316.
- For selected papers, see: (a) L.-N. Guo, H. Wang and X.-H. Duan, *Org. Biomol. Chem.*, 2016, **14**, 7380–7391; (b) X.-F. Wu, *Chem. – Eur. J.*, 2015, **21**, 12252–12265.
- For a selected paper, see: S. H. Cho, J. Y. Kim, J. Kwak and S. Chang, *Chem. Soc. Rev.*, 2011, **40**, 5068–5083.
- S. Esposti, D. Dondi, M. Fagnoni and A. Albini, *Angew. Chem., Int. Ed.*, 2007, **46**, 2531–2534.
- (a) S. A. Moteki, A. Usui, S. Selvakumar, T. X. Zhang and K. Maruoka, *Angew. Chem., Int. Ed.*, 2014, **53**, 11060–11064; (b) E. Voutyritsa and C. G. Kokotos, *Angew. Chem., Int. Ed.*, 2020, **59**, 1735–1741; (c) M. D. Vu, M. Das and X.-W. Liu, *Chem. – Eur. J.*, 2017, **23**, 15899–15902; (d) G. N. Papadopoulos, E. Voutyritsa, N. Kaplaneris and C. G. Kokotos, *Chem. – Eur. J.*, 2018, **24**, 1726–1731; (e) I. K. Sideri, E. Voutyritsa and C. G. Kokotos, *ChemSusChem*, 2019, **12**, 4194–4201; (f) J. L. Jiang, R. Ramozzi, S. Moteki, A. Usui, K. Maruoka and K. Morokuma, *J. Org. Chem.*, 2015, **80**, 9264–9271; (g) D. Ravelli, M. Zema, M. Mella, M. Fagnoni and A. Albini, *Org. Biomol. Chem.*, 2010, **8**, 4158–4164; (h) X. M. Wang, Y. M. Chen, H. J. Song, Y. X. Liu and Q. M. Wang, *Org. Lett.*, 2021, **23**, 2199–2204; (i) H. W. Liu, F. Xue, M. Wang, X. X. Tang and J. Wu, *Synlett*, 2021, 406–410; (j) P. Fan, Y. Lan, C. Zhang and C. Wang, *J. Am. Chem. Soc.*, 2020, **142**, 2180–2186; (k) S. Paul and J. Guin, *Chem. – Eur. J.*, 2021, **27**, 4412–4419; (l) X.-Z. Fan, J.-W. Rong, H.-L. Wu, Q. Zhou, H.-P. Deng, J. D. Tan, C.-W. Xue, L.-Z. Wu, H.-R. Tao and J. Wu, *Angew. Chem., Int. Ed.*, 2018, **57**, 8514–8518; (m) P. Fan, C. Zhang, Y. Lan, Z. Y. Lin, L. C. Zhang and C. Wang, *Chem. Commun.*, 2019, **55**, 12691–12694.
- S. Selvakumar, R. Sakamoto and K. Maruoka, *Chem. – Eur. J.*, 2016, **22**, 6552–6555.
- S. Tsujimoto, T. Iwahama, S. Sakaguchi and Y. Ishii, *Chem. Commun.*, 2001, 2352–2353.
- For selected reviews, see: (a) M. G. J. Doyle and R. J. Lundgren, *Chem. Commun.*, 2021, **57**, 2724–2731; (b) C.-J. Li, *Acc. Chem. Res.*, 2009, **42**, 335–344; (c) G. P. Mcglacken and L. M. Bateman, *Chem. Soc. Rev.*, 2009, **38**, 2447–2464; (d) J. A. Ashenurst, *Chem. Soc. Rev.*, 2010, **39**, 540–548; (e) C. Liu, H. Zhang, W. Shi and A. W. Lei, *Chem. Rev.*, 2011, **111**, 1780–1824; (f) A. K. Bagdi, M. Rahman, D. Bhattacharjee, G. V. Zyryanov, S. Ghosh, O. N. Chupakhin and A. Hajra, *Green Chem.*, 2020, **22**, 6632–6681.
- J. Wang, C. Liu, J. W. Yuan and A. W. Lei, *Angew. Chem., Int. Ed.*, 2013, **52**, 2256–2259.
- K. Zhao, X.-C. Zhang, J.-Y. Tao, X.-D. Wu, J.-X. Wu, W.-M. Li, T.-H. Zhu and T.-P. Loh, *Green Chem.*, 2020, **22**, 5497–5503.
- J.-W. Yuan, Q.-Y. Yin, L.-R. Yang, W.-P. Mai, P. Mao, Y.-M. Xiao and L.-B. Qu, *RSC Adv.*, 2015, **5**, 88258–88265.
- M. Adib, R. Pashazadeh, S. Rajai-Daryasarei, R. Kabiri and M. Jahani, *RSC Adv.*, 2016, **6**, 110656.
- X.-H. Yang, W.-T. Wei, H.-B. Li, R.-J. Song and J.-H. Li, *Chem. Commun.*, 2014, **50**, 12867–12869.
- S. Tripathi, R. Kapoor and L. D. S. Yadav, *Adv. Synth. Catal.*, 2018, **360**, 1407–1413.
- For selected papers, see: (a) W. Adam, C. R. Saha-Möller and P. A. Ganeshpure, *Chem. Rev.*, 2001, **101**, 3499–3548; (b) Q. H. Xia, H. Q. Ge, C. P. Ye, Z. M. Liu and K. X. Su, *Chem. Rev.*, 2005, **105**, 1603–1662; (c) M. J. Climent, A. Corma and S. Iborra, *Chem. Rev.*, 2011, **111**, 1072–1133; (d) H. C. Kolb, M. S. VanNieuwenhze and K. B. Sharpless, *Chem. Rev.*, 1994, **94**, 2483–2547.
- Q. P. Ke, B. Y. Zhang, B. L. Hu, Y. X. Jin and G. Z. Lu, *Chem. Commun.*, 2015, **51**, 1012–1015.
- W.-T. Wei, X.-H. Yang, H.-B. Li and J.-H. Li, *Adv. Synth. Catal.*, 2015, **357**, 59–63.
- (a) G. F. P. de Souza, J. A. Bonacin and A. G. Salles, *J. Org. Chem.*, 2018, **83**, 8331–8340; (b) J. Li and D. Z. Wang, *Org. Lett.*, 2015, **17**, 5260–5263; (c) V. Ashokkumar and A. Siva, *Org. Biomol. Chem.*, 2017, **15**, 2551–2561.
- For selected reviews, see: (a) Z. Y. Wu, M. Hu, J. X. Li, W. Q. Wu and H. F. Jiang, *Org. Biomol. Chem.*, 2021, **19**, 3036–3054; (b) Y.-C. Wu, Y.-T. Xiao, Y.-Z. Yang, R.-J. Song and J.-H. Li, *ChemCatChem*, 2020, **12**, 5312–5329; (c) C. J. R. Bataille and T. J. Donohoe, *Chem. Soc. Rev.*, 2011, **40**, 114–128; (d) E. M. Beccalli, G. Broggini, M. Martinelli and S. Sottocornola, *Chem. Rev.*, 2007, **107**, 5318–5365.
- W. P. Liu, Y. M. Li, K. S. Liu and Z. P. Li, *J. Am. Chem. Soc.*, 2011, **133**, 10756–10759.
- K. S. Liu, Y. M. Li, X. J. Zheng, W. P. Liu and Z. P. Li, *Tetrahedron*, 2012, **68**, 10333–10337.
- L. L. Zhao, Y. Wang, Z. L. Ma and Y. H. Wang, *Inorg. Chem.*, 2017, **56**, 8166–8174.
- W.-C. Yang, S.-S. Weng, A. Ramasamy, G. Rajeshwaren, Y.-Y. Liao and C.-T. Chen, *Org. Biomol. Chem.*, 2015, **13**, 2385–2392.
- L. Ge, Y. J. Li and H. L. Bao, *Org. Lett.*, 2019, **21**, 256–260.
- L. Zhang, S. Y. Liu, Z. G. Zhao, H. M. Su, J. C. Hao and Y. Wang, *Chem. Sci.*, 2018, **9**, 6085–6090.
- Y. H. Jiao, M.-F. Chiou, Y. J. Li and H. L. Bao, *ACS Catal.*, 2019, **9**, 5191–5197.
- M.-B. Zhou, R.-J. Song, X.-H. Ouyang, Y. Liu, W.-T. Wei, G.-B. Deng and J.-H. Li, *Chem. Sci.*, 2013, **4**, 2690–2694.
- (a) F. Jia, K. S. Liu, H. Xi, S. L. Lu and Z. P. Li, *Tetrahedron Lett.*, 2013, **54**, 6337–6340; (b) B. Niu, L. Xu, P. Xie, M. Wang, W. N. Zhao, C. U. P. Jr. and A. H. Zhou, *ACS Comb. Sci.*, 2014, **16**, 454–458;

- (c) W. W. Gong, L. Xu, T. Ji, P. Xie, X. Y. Qi, C. U. P. Jr. and A. H. Zhou, *RSC Adv.*, 2014, **4**, 6854–6857; (d) R. Sakamoto, N. Hiramata and K. Maruoka, *Org. Biomol. Chem.*, 2018, **16**, 5412–5415; (e) R. Boora, G. R. Kumar and B. V. S. Reddy, *Org. Biomol. Chem.*, 2019, **17**, 9627–9630; (f) P. Biswas, S. Mandal and J. Guin, *Org. Lett.*, 2020, **22**, 4294–4299.
- 34 W. N. Zhao, P. Xie, M. Zhang, B. Niu, Z. G. Bian, C. P. Jr. and A. H. Zhou, *Org. Biomol. Chem.*, 2014, **12**, 7690–7693.
- 35 W.-P. Mai, J.-T. Wang, Y.-M. Xiao, P. Mao and K. Lu, *Tetrahedron*, 2015, **71**, 8041–8051.
- 36 Z.-Q. Xu, C. Wang, L. Li, L. L. Duan and Y.-M. Li, *J. Org. Chem.*, 2018, **83**, 9718–9728.
- 37 L. Y. Lv, L. Y. Qi, Q. X. Guo, B. J. Shen and Z. P. Li, *J. Org. Chem.*, 2015, **80**, 12562–12571.
- 38 Y. N. Li, F. Y. Ying, T. F. Fu, R. H. Yang, Y. Dong, L. Q. Lin, Y. H. Han, D. Q. Liang and X. H. Long, *Org. Biomol. Chem.*, 2020, **18**, 5660–5665.
- 39 L. Y. Lv, H. Xi, X. H. Bai and Z. P. Li, *Org. Lett.*, 2015, **17**, 4324–4327.
- 40 L. Y. Lv and Z. P. Li, *Chin. J. Chem.*, 2017, **35**, 303–306.
- 41 L. Y. Lv, S. L. Lu, Q. X. Guo, B. J. Shen and Z. P. Li, *J. Org. Chem.*, 2015, **80**, 698–704.
- 42 Y. Liu, Q.-L. Wang, C.-S. Zhou, B.-Q. Xiong, P.-L. Zhang, C.-A. Yang and K.-W. Tang, *J. Org. Chem.*, 2018, **83**, 4657–4664.
- 43 T. Tian, X. Wang, L. Y. Lv and Z. P. Li, *Chem. Commun.*, 2020, **56**, 14637–14640.
- 44 C. D. Pan, Q. T. Ni, Y. Fu and J.-T. Yu, *J. Org. Chem.*, 2017, **82**, 7683–7688.
- 45 Y.-M. Xiao, Y. Liu, W.-P. Mai, P. Mao, J.-W. Yuan and L.-R. Yang, *ChemistrySelect*, 2019, **4**, 1939–1942.
- 46 H.-S. Jhuang, D. M. Reddy, T.-H. Chen and C.-F. Lee, *Asian J. Org. Chem.*, 2016, **5**, 1452–1456.
- 47 S. Jung, J. Kim and S. Hong, *Adv. Synth. Catal.*, 2017, **359**, 3945–3949.
- 48 J. J. Zhao, P. Li, X. J. Li, C. G. Xia and F. W. Li, *Chem. Commun.*, 2016, **52**, 3661–3664.
- 49 For selected reviews and a paper, see: (a) J. Xuan and A. Studer, *Chem. Soc. Rev.*, 2017, **46**, 4329–4346; (b) C.-H. Xu, Y. Li, J.-H. Li, J.-N. Xiang and W. Deng, *Sci. China: Chem.*, 2019, **62**, 1463–1475; (c) Y. Li, G.-A. Pan, M.-J. Luo and J.-H. Li, *Chem. Commun.*, 2020, **56**, 6907–6924; (d) W.-T. Wei, Q. Li, M.-Z. Zhang and W.-M. He, *Chin. J. Catal.*, 2021, **42**, 731–742; (e) X.-X. Meng, Q.-Q. Kang, J.-Y. Zhang, Q. Li, W.-T. Wei and W.-M. He, *Green Chem.*, 2020, **22**, 1388–1392.
- 50 L. Y. Lv and Z. P. Li, *Org. Lett.*, 2016, **18**, 2264–2267.
- 51 T. Tian, X. Wang, L. Y. Lv and Z. P. Li, *Eur. J. Org. Chem.*, 2020, 4425–4428.
- 52 X.-D. Xu, T.-T. Cao, Y.-N. Meng, G. D. Zhou, Z. Y. Guo, Q. Li and W.-T. Wei, *ACS Sustainable Chem. Eng.*, 2019, **7**, 13491–13496.
- 53 Y. Zhou, P. Zhao, X.-X. Yu, X. Geng, C. Wang, C. Huang, H. Yang, Z.-Y. Zhao and A.-X. Wu, *Org. Lett.*, 2020, **22**, 8359–8364.
- 54 C.-S. Wu, R.-X. Liu, D.-Y. Ma, C.-P. Luo and L. Yang, *Org. Lett.*, 2019, **21**, 6117–6121.