



Cite this: *Chem. Commun.*, 2021,
57, 6205

Received 16th March 2021,
Accepted 19th May 2021

DOI: 10.1039/d1cc01420j

rsc.li/chemcomm

A monomeric methyllithium complex: synthesis and structure†‡

Nathan Davison,§ Emanuele Falbo,  § Paul G. Waddell, Thomas J. Penfold and
Erli Lu  *

Methyllithium (MeLi) is the parent archetypal organolithium complex. MeLi exists as aggregates in solutions and solid states. Monomeric MeLi is postulated as a highly reactive intermediate and plays a vital role in understanding MeLi-mediated reactions but has not been isolated. Herein, we report the synthesis and structure of the first monomeric MeLi complex enabled by a new hexadentate neutral amine ligand.

Since the pioneering work by Wilhelm Schlenk and Joanna Holtz in 1917,¹ organolithium complexes (RLi; R: alkyl, aryl, alkenyl, and alkynyl) have enabled numerous organic, inorganic, organometallic and polymerization reactions, acting as the cornerstone of organometallic chemistry,^{2–5} and are still an active research frontier.⁶ RLi complexes exist as aggregates in solutions and solid states.^{7–11} On the one hand, these aggregates stabilise the highly polar and reactive Li–C bonds; but in general, these aggregates also deactivate the RLi reagents.¹² Breaking the aggregates into the corresponding RLi monomer is postulated as the key step in RLi-mediated reactions.⁷ Therefore, the synthesis and structural studies of RLi monomers are of crucial importance to understand the mechanism of these RLi-mediated reactions and are hence germane to physical organic and organometallic communities.

To break RLi aggregates, Lewis basic ligands, such as amines and ethers, are necessary.⁸ Ligand-supported RLi monomers have been pursued by coordination chemists for decades, but there is still a significant knowledge gap. All such reported isolable RLi monomers are stabilised by sterically bulky alkyls (R), *i.e.* $-\text{CH}_2\text{SiMe}_3$,¹² $-\text{CH}(\text{SiMe}_3)_2$,^{13,16} *tert*-butyl,^{14,15} *sec*-butyl¹⁶ and

isopropyl,¹⁷ electronically delocalised aryls^{18–21}/benzyls,²² or heteroatom-substituted alkyls.²³ Methyllithium (MeLi) is the parent archetypal member of the RLi family,^{1,24,25} which has been widely used as a methyl synthon, a nucleophilic reagent and a strong Brønsted base.²⁶ However, to the best of our knowledge, an isolable ligand-supported MeLi monomer is unknown.

Though a ligand-free MeLi monomer has been observed in an inert gas matrix²⁷ or as a short-lived species in sub-millimeter spectroscopy,²⁸ all previous attempts to synthesize ligand-supported MeLi monomers resulted in dimers. For instance, the *N,N,N',N''*-pentamethyldiethylenetriamine (PMDTA) and (*R,R*)-*N,N,N',N''*-tetramethyl-1,2-diaminocyclohexane [(*R,R*)-TMCD] supported MeLi dimers were reported by Strohmann and co-workers in 2007¹⁶ and 2020,²⁹ respectively (Chart 1a and b). The state-of-the-art bi- and tri-dentate ligands, such as [(*R,R*)-TMCD] and PMDTA, which though working for bulkier alkyls (*e.g.* *tert*-butyl), are proven to be insufficient to stabilize the MeLi monomer against dimerization. In this work, with a bespoke hexadentate ligand, *N,N,N'*-tris-(2-*N*-diethylaminoethyl)-1,4,7-triAza-cycloNonane (DETAN) (**1**), we report the first isolable monomeric MeLi complex [Li(CH₃)(κ³-*N,N,N'*-DETAN)] (**2**) (Chart 1c).

The DETAN ligand **1** is designed and synthesized (Scheme 1) by combining a rigid macrocyclic backbone and three flexible pendant arms. Meanwhile, **1** is composed of only inert C–H, C–C and N–C bonds to avoid ligand lithiation.^{30,31} These features are essential to stabilize highly reactive species such as the MeLi monomer. The following reaction between **1** and MeLi requires a careful design. For example, cyclic ethers such as tetrahydrofuran (THF) must be avoided due to their liability of C–H activation and ring-opening decomposition with alkyl-lithium reagents.^{32,33} Gratifyingly, a 1:1 reaction between **1** and MeLi (1.6 M in Et₂O) in hexane/Et₂O (20/1) mixed solvents at lower temperatures (–80 to –30 °C) produced the desired MeLi monomer [Li(CH₃)(κ³-*N,N,N'*-DETAN)] (**2**) as colourless crystals in 25% yield (Scheme 1). Complex **2** is stable as colourless crystals under –20 °C for several days but decomposes at room temperature within 15 minutes, possibly *via* the α- or β-deprotonation of the DETAN ligand (similar to the

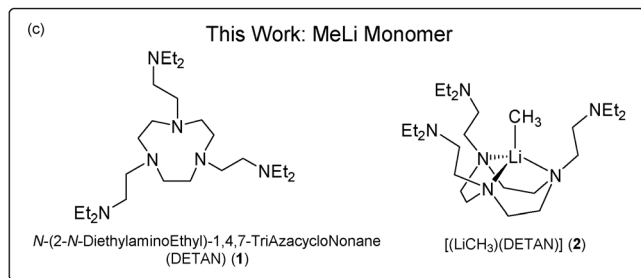
Chemistry-School of Natural and Environmental Sciences, Newcastle University,
Newcastle upon Tyne, NE1 7RU, UK. E-mail: erli.lu@newcastle.ac.uk

† This Communication is dedicated to the memory of Professor Hans J. Reich (University of Wisconsin) for his pioneering work in physical organometallic chemistry.

‡ Electronic supplementary information (ESI) available. CCDC 2064390. For ESI and crystallographic data in CIF or other electronic format see DOI: 10.1039/d1cc01420j

§ These authors contributed equally.





Reaction scheme for the synthesis of **1** and **2** from TACN and **3**.

TACN reacts with 3.6 equivalents of $\text{Et}_2\text{N}-\text{CH}_2-\text{CO}-\text{Cl}$ in the presence of NaHCO_3 in MeOH under reflux for 18 h to form intermediate **1** (64% yield, DETAN).

Intermediate **1** reacts with 1.0 equiv. MeLi in $\text{Hexane}/\text{Et}_2\text{O}$ at -80°C to RT (14 h) to form **3**.

Alternatively, intermediate **1** reacts with 1.0 equiv. MeLi in $\text{Hexane}/\text{Et}_2\text{O}$ at -80°C to -30°C , then RT for 10 min. to form **2** (25% yield).

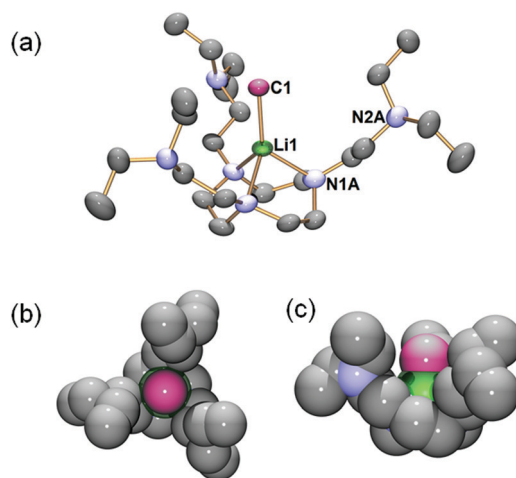
Structure of **2** is shown as $[\text{Li}(\text{CH}_3)(\kappa^3\text{-N,N',N''-DETAN})]$ (**2**).

Decomposition pathways for **2** are noted:

- 1) C-H & N-C cleavages
- 2) de-coordination

Reaction of **1** with 1.0 equiv. MeLi in $\text{Hexane}/\text{Et}_2\text{O}$ at -80°C to RT (14 h) also yields unidentified products.

The solid state structure of complex **2** is elucidated by single-crystal X-ray diffraction (SCXRD), which confirms its monomeric nature (Fig. 1). Complex **2** crystallises in the trigonal $P\bar{3}$ space group with the Li1–C1 bond orientated along a three-fold axis such that only one-third of the molecule is crystallographically independent. The most salient structural feature of **2** is the monomeric MeLi unit. Unlike the higher MeLi aggregates,²⁵ there are no intermolecular Me...Li interactions in **2**. In fact, the intermolecular interactions in the solid state packing structure of **2** are dominated by van der Waals



This journal is © The Royal Society of Chemistry 2021

and dispersion forces without observable hydrogen bonds or $\text{Me} \cdots \text{Li}$ interactions. The methyl group is terminally coordinated to the Li centre, which is at the short end of all reported Li–C bond lengths. The Li1–C1 bond in **2** is at the short end of all reported Li–C bond lengths.^{9,37} It is much shorter than the Li– μCH_3 bonds in the previous MeLi dimers (2.18–2.28 Å),^{16,29} reflecting the monomeric nature of **2**, and is slightly shorter than the Li–C^{tBu} bond (2.114(4) Å) in a [Li(^tBu)(–)sparteine] monomer.¹⁴ The Li1–C1 bond length in **2** is only superseded by the [Li(^tBu)(*R,R*-TMCD)] monomer (Li–C^{tBu} = 2.064(15) Å), which is likely a result of the relatively small (*R,R*-TMCD) ligand.¹⁶ Besides the methyl group, the Li centre is coordinated by three neutral nitrogen atoms (N1A) in the macrocyclic ring *via* the Li ← N^{Ring} dative bonds (2.106(4) Å), forming a Li-centred tetrahedral geometry. The macrocyclic backbone provides the essential structural rigidity to support the monomeric MeLi unit. Meanwhile, the pendant arms are coordination-free but play a vital role in stabilizing the monomeric MeLi unit by forming a protected cavity. This is clearly illustrated by the space-filling model (top-view and side-view along the Li1–C1 bond) of complex **2** (Fig. 1b and c). In comparison, the *N,N',N''*-trimethyl-1,3,5-triazacyclononane (Me³TACN) ligand, which bears a similar macrocyclic TACN backbone but does not have the pendant arms, was reported to form a *tert*-butyllithium trimer [(^tBuLi)₃(Me³TACN)].³⁸

Geometry optimisations using density functional theory (DFT) calculations within the approximation of the $\omega\text{B97x-D3}^{39}$ exchange and correlation functional and a def2-TZVP⁴⁰ basis set were conducted to gain structural insights into the MeLi monomer **2**. The bond lengths and angles obtained compared well to those obtained using SCXRD (Fig. S5, ESI†) (Table S3, ESI†), *e.g.* Li–CH₃ 2.069 Å (calculated) *cf.* 2.099(5) Å (SCXRD). The nature of the Li–C bond in alkyl lithium complexes, particularly in the parent MeLi, is a long running debate in the theoretical chemistry community; however, most of the previous studies were based on a hypothetical gas-phase monomeric MeLi molecule.^{41–49} Complex **2** provides an unprecedented opportunity to probe the Li–C bonding scenario in a synthesized monomeric MeLi molecule.

Natural population analysis (NPA) ($\omega\text{B97x-D3}^{39}/\text{def2-TZVP}^{40}$) gives a Li atomic charge of +0.451, while the C^{Me} atomic charge is –1.313. The Li NPA atomic charge of +0.451 may suggest some Li–C bond covalency;^{42–44} however, atoms-in-molecule (AIM) analysis gives a Li and C^{Me} atomic charges of +0.854 and –0.400, respectively (Table S4, ESI†). Caution must be taken when interpreting the bonding character using atomic charge values alone: as shown, different methods can give rise to very different values.⁴² Thus, orbital and topology analyses are conducted to gain an overview of the Li–C bonding picture.

Natural bonding orbital (NBO) analysis ($\omega\text{B97x-D3}^{36}/\text{def2-TZVP}^{37}$) returns a highest occupied molecular orbital (HOMO) as a σ bonding orbital (Fig. 2) localised between Li and CH₃, with a major carbon character (66%, among which 4.2% s and 61.8% p) but also a non-negligible lithium contribution (8.8%, among which 2.7% s and 6.1% p). The donor–acceptor interaction analysis of NBO was carried out by examining all

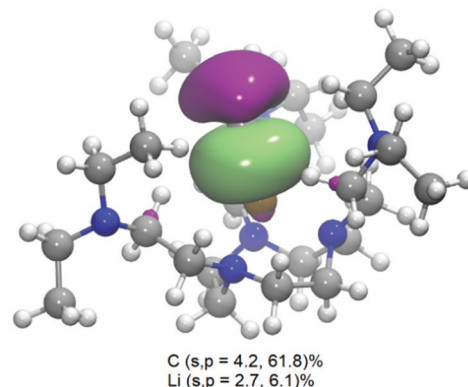


Fig. 2 The Kohn–Sham highest occupied molecular orbital (HOMO) of complex **2** at the $\omega\text{B97x-D336}/\text{def2-TZVP37}$ level of theory. MOs isovalue = 0.03. The percentage of atomic orbital (AOs) contribution to the HOMO was computed through the NBO analysis.

possible interactions between ‘filled’ Lewis-type NBOs (donors) and ‘empty’ non-Lewis NBOs (acceptors) and estimating their energetic significance using the 2nd-order perturbation theory. It was found that the lone pair anti-bonding (LP*) of the Li atom and the lone pair (LP) of C^{Me} give the strongest stabilisation energy in **2** (78.87 kcal mol^{–1}), compared to much weaker N → Li dative interactions (11.97 kcal mol^{–1}). These results clearly suggest that the Li–C^{Me} bond in **2** is not purely ionic (electrostatic) in nature but with non-negligible orbital overlapping and substantial electron density sharing.

Despite the NBO analysis suggesting evidence for Li–C covalency, to address the discrepancy between the NPA and AIM atomic charge calculations, we conducted quantum theory of atoms in molecules (QTAIM) and electron localisation function (ELF) analyses. Both of these analyses were conducted with the electron density obtained from DFT ($\omega\text{B97x-D3}^{39}$). The combination of QTAIM and ELF methods has been successfully used to address the bonding covalency/ionicity problem.^{50,51} For **2**, the QTAIM⁵² analysis returned a Li–C bond critical point (BCP) closer to the Li atom than to the C^{Me} atom (Fig. 3a), with the electron density (ρ) and Laplacian ($\nabla^2\rho$) values (a.u.) at BCPs of 0.034 and 0.134, respectively. The values of 0.036 (ρ) and 0.202 ($\nabla^2\rho$) for the Li–CH₃ bonds were obtained from

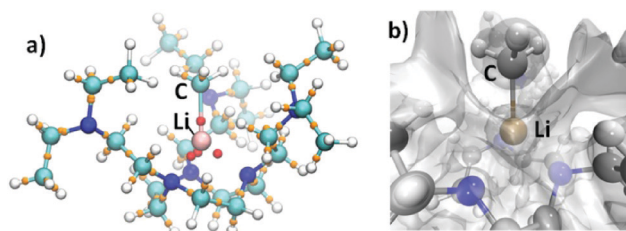


Fig. 3 (a) Graphical representation of (3,–1) BCPs (red) involving the Li atom and all other remaining BCPs (orange) from the QTAIM analysis of complex **2** carried out on the CCSD electron density. All other nucleus (3,–3), attractor (3,–3), ring (3+1), and cage (3+3) CPs are not shown for clarity. (b) The ELFs of complex **2**, focusing on the Li–CH₃ unit. Isovalue = 0.65.



coupled cluster single-double (CCSD) calculations. These values, in agreement with the AIM atomic charge values, suggest a highly ionic Li–C bond. To corroborate the relevance between the QTAIM calculation and the Li–C bonding scenario,⁵³ we conducted ELF analysis, which suggests that the electron density largely remains on the C^{Me} atom (Fig. 3b).

In conclusion, using a hexadentate neutral ligand DETAN (**1**), we were able to isolate the parent organolithium, methyllithium, in its monomeric form. The DETAN-supported MeLi monomer, [Li(CH₃)(κ³-N,N',N''-DETAN)] (**2**), features a short terminal Li–C bond (2.099(5) Å), which was found to be predominantly ionic and polarised but with a non-negligible orbital overlap-driven covalency. Further reactivity studies of **2**, as well as those on its heavier group 1 metal congeners, are underway.

N. D. and E. F. contributed equally by conducting synthesis and characterisation (N. D.) and calculations (E. F., under T. J. P.'s supervision), respectively. P. G. W. collected, solved, refined and analysed the crystallographic data. E. L. conceptualised the central idea, supervised the work, analysed the data and wrote the manuscript with contributions from all the authors.

N. D. and E. L. thank Professor Andrew C. Benniston and Dr Keith Izod (both are from Newcastle University) for their support in laboratory infrastructure. The authors thank Professor Yaofeng Chen (Shanghai Institute of Organic Chemistry-Chinese Academy of Sciences) and Professor Stephen T. Liddle (University of Manchester) for their insightful discussions. E. L. acknowledges the Newcastle University Academic Track (NUAcT) Fellowship and The Royal Society of Chemistry Research Enablement Grants (E20-5153) for financial support. T. J. P. thanks the EPSRC for funding (EP/R021503/1). The authors thank the Faculty of Science, Agriculture and Engineering (SAGE) Mass Spectrometry Facility at Newcastle University for the mass spectroscopy service.

Conflicts of interest

The authors declare no conflict of interest.

Notes and references

- W. Schlenk and J. Holtz, *Ber. Dtsch. Chem. Ges.*, 1917, **50**, 262.
- U. Wietelmann and J. Klett, *Z. Anorg. Allg. Chem.*, 2018, **644**, 194.
- In *The chemistry of organolithium compounds*, ed. Z. Rappoport and I. Mare, John Wiley & Sons, Ltd, Chichester, West Sussex, England, 2004.
- V. Capriati, F. M. Perna and A. Salomone, *Dalton Trans.*, 2014, **43**, 14204.
- T. X. Gentner and R. E. Mulvey, *Angew. Chem., Int. Ed.*, 2021, **60**, 9247.
- J. J. Gladfelder, S. Ghosh, M. Podunavac, A. W. Cook, Y. Ma, R. A. Woltonist, I. Keresztes, T. W. Hayton, D. B. Collum and A. Zakarian, *J. Am. Chem. Soc.*, 2019, **141**, 15024.
- V. H. Gessner, C. Däschlein and C. Strohmman, *Chem. – Eur. J.*, 2009, **15**, 3320.
- H. J. Reich, *Chem. Rev.*, 2013, **113**, 7130.
- A. Harrison-Marchand and F. Mongin, *Chem. Rev.*, 2013, **113**, 7470.
- F. Mongin and A. Harrison-Marchand, *Chem. Rev.*, 2013, **113**, 7563.
- R. A. Gossage, J. T. B. H. Jatrzebski and G. van Koten, *Angew. Chem., Int. Ed.*, 2005, **44**, 1448.
- But the trend is not without exception. See: L. Knauer, J. Wattenberg, U. Kroes and C. Strohmman, *Dalton Trans.*, 2019, **48**, 11285.
- M. F. Lappert, L. M. Engelhardt, C. L. Raston and A. H. White, *J. Chem. Soc., Chem. Commun.*, 1982, 1323.
- C. Strohmman, T. Seibel and K. Strohfeldt, *Angew. Chem., Int. Ed.*, 2003, **42**, 4531.
- C. Strohmman and V. H. Gessner, *Angew. Chem., Int. Ed.*, 2007, **46**, 8281.
- C. Strohmman and V. H. Gessner, *J. Am. Chem. Soc.*, 2007, **129**, 8952.
- C. Strohmman, V. H. Gessner and A. Damme, *Chem. Commun.*, 2008, 3381.
- T. Maetzke and D. Seebach, *Helv. Chim. Acta*, 1989, **72**, 624.
- G. S. Girolami, M. E. Riehl, K. S. Suslick and S. R. Wilson, *Organometallics*, 1992, **11**, 3907.
- R. C. Crittendon, B. C. Beck, J. Su, X.-W. Li and G. H. Robinson, *Organometallics*, 1999, **18**, 156.
- N. J. Hardmann, B. Twamley, M. Stender, R. Baldwin, S. Hino, B. Schiemenz, S. M. Kauzlarich and P. P. Power, *J. Organomet. Chem.*, 2002, **643–644**, 461.
- M. G. Davidson, D. Garcia-Vivo, A. R. Kennedy, R. E. Mulvey and S. D. Robertson, *Chem. – Eur. J.*, 2011, **17**, 3364.
- H. H. Karsch, K. Zellner, P. Mikulcik, J. Lachmann and G. Müller, *Organometallics*, 1990, **9**, 190.
- T. L. Brown and M. T. Rogers, *J. Am. Chem. Soc.*, 1957, **79**, 1859.
- E. Weiss and E. A. C. Lucken, *J. Organomet. Chem.*, 1964, **2**, 197.
- M. J. Lusch, W. V. Phillips, R. F. Sioffo, G. S. Nomura and H. O. House, *Org. Synth.*, 1984, **62**, 101.
- L. Andrews, *J. Chem. Phys.*, 1967, **47**, 4834.
- D. B. Grotjahn, T. C. Pesch, J. Xin and L. M. Ziurys, *J. Am. Chem. Soc.*, 1997, **119**, 12368.
- L. Knauer and C. Strohmman, *Chem. Commun.*, 2020, **56**, 13543.
- V. H. Gessner and C. Strohmman, *J. Am. Chem. Soc.*, 2008, **130**, 14412.
- C. Strohmman and V. H. Gessner, *Angew. Chem., Int. Ed.*, 2007, **46**, 4566.
- A. R. Kennedy, J. Klett, R. E. Mulvey and D. S. Wright, *Science*, 2009, **326**, 706.
- R. E. Mulvey, V. L. Blair, W. Clegg, A. R. Kennedy, J. Klett and L. Russo, *Nat. Chem.*, 2010, **2**, 588.
- P. L. F. Chang and D. C. Dittmer, *J. Org. Chem.*, 1969, **34**, 2791.
- X. Zhang, A. Fried, S. Knapp and A. S. Goldman, *Chem. Commun.*, 2003, 2060.
- J.-X. Chu, Q.-H. Zhou, Y.-X. Li, X.-B. Leng and Y.-F. Chen, *Sci. China: Chem.*, 2014, **57**, 1098.
- M. Münch, L. Knauer, H. Ott, C. Sindlinger, R. Herbst-Irmer, C. Strohmman and D. Stalke, *J. Am. Chem. Soc.*, 2020, **142**, 15897.
- C. Strohmman and V. H. Gessner, *Chem. – Asian J.*, 2008, **3**, 1929.
- J.-D. Chai and M. Head-Gordon, *Phys. Chem. Chem. Phys.*, 2008, **10**, 6615.
- W. Florian, *Phys. Chem. Chem. Phys.*, 2006, **8**, 1057.
- A. Stretwieser, S. M. Bachrach, A. Dorigo and P. V. R. Schleyer, In *Lithium Chemistry. A Theoretical and Experimental Overview*, ed. A.-M. Sapse, P. V. R. Schleyer, J. Wiley & Sons, New York, 1995, Ch. 1.
- F. M. Bickelhaupt, M. Solà and C. F. Guerra, *J. Chem. Theory Comput.*, 2006, **2**, 965.
- F. M. Bickelhaupt, N. J. R. v. E. Hommes, C. F. Guerra and E. J. Baerends, *Organometallics*, 1996, **15**, 2923.
- F. M. Bickelhaupt, M. Solà and C. F. Guerra, *J. Mol. Model.*, 2006, **12**, 563.
- A. Streitwieser, Jr., J. E. Williams, S. Alexandratos and J. M. McKelvey, *J. Am. Chem. Soc.*, 1976, **98**, 4778.
- G. Graham, S. Richtsmeier and D. A. Dixon, *J. Am. Chem. Soc.*, 1980, **102**, 5759.
- E. Kaufmann, K. Raghavachari, A. E. Reed and P. V. R. Schleyer, *Organometallics*, 1988, **7**, 1597.
- K. B. Wiberg and C. M. Breneman, *J. Am. Chem. Soc.*, 1990, **112**, 8765.
- R. Ponc, J. Roithová, X. Gironés, L. Lain, A. Torre and R. Bochicchio, *J. Phys. Chem. A*, 2002, **106**, 1019.
- M. Gregson, E. Lu, F. Tuna, E. J. L. McInnes, C. Hennig, A. C. Scheinost, J. McMaster, W. Lewis, A. J. Blake, A. Kerridge and S. T. Liddle, *Chem. Sci.*, 2016, **7**, 3286.
- E. Lu, S. Sajjad, V. E. J. Berryman, A. J. Wooles, N. Kaltsoyannis and S. T. Liddle, *Nat. Commun.*, 2019, **10**, 634.
- R. F. W. Bader, *Atoms in Molecules: A Quantum Theory*, Clarendon Press, Oxford, 1990.
- T. Clark, J. S. Murray and P. Politzer, *Phys. Chem. Chem. Phys.*, 2018, **20**, 30076.

