

Cite this: *Chem. Sci.*, 2020, **11**, 11785

All publication charges for this article have been paid for by the Royal Society of Chemistry

Combining alkali metals and zinc to harness heterometallic cooperativity in cyclic ester ring-opening polymerisation†

Weronika Gruszka,^a Anna Lykkeberg,^a Gary S. Nichol,^{ID a} Michael P. Shaver,^{ID b} Antoine Buchard^{ID c} and Jennifer A. Garden^{ID *a}

Heterometallic cooperativity is an emerging strategy to elevate polymerisation catalyst performance. Here, we report the first heterotrimetallic Na/Zn₂ and K/Zn₂ complexes supported by a ProPhenol ligand, which deliver “best of both” in cyclic ester ring-opening polymerisation, combining the outstanding activity (Na/K) and good control (Zn₂) of homometallic analogues. Detailed NMR studies and density-functional theory calculations suggest that the Na/Zn₂ and K/Zn₂ complexes retain their heterometallic structures in the solution-state. To the best of our knowledge, the K/Zn₂ analogue is the most active heterometallic catalyst reported for *rac*-lactide polymerisation ($k_{\text{obs}} = 1.7 \times 10^{-2} \text{ s}^{-1}$), giving activities five times faster than the Na/Zn₂ complex. These versatile catalysts also display outstanding performance in ϵ -caprolactone and δ -valerolactone ring-opening polymerisation. These studies provide underpinning methodologies for future heterometallic polymerisation catalyst design, both in cyclic ester polymerisation and other ring-opening (co)polymerisation reactions.

Received 26th August 2020

Accepted 5th October 2020

DOI: 10.1039/d0sc04705h

rsc.li/chemical-science

Introduction

Cyclic ester ring-opening polymerisation (ROP) is an efficient method for producing aliphatic polyesters such as poly(lactic acid) (PLA), poly(ϵ -caprolactone) (PCL) and poly(δ -valerolactone) (PVL).^{1–3} The degradable and biocompatible properties of these polyesters have led to applications across packaging,⁴ electronics and medicine.⁵ ROP is dependent on the catalyst, and well-defined organometallic complexes have exerted excellent activities, selectivities and control over the polymer microstructure. The first examples comprised homoleptic homometallic alkoxides, *e.g.* Al(O^{*i*}Pr)₃, however bimetallic catalysts have recently gathered increased attention,⁶ with most examples based on biocompatible Al, Ca, Fe, K, Na, Ti and Zn metals.⁷ Despite the high activity of alkali metal catalysts,⁸ bimetallic zinc catalysts are generally more efficient at combining high activities with polymerisation control in ROP.^{9–11} We recently reported a highly active bimetallic zinc-benzoxide catalyst ([LZn₂OBN]),¹² based on the Trost ProPhenol ligand (LH₃), for the controlled homo- and co-

polymerisation of *rac*-lactide (*rac*-LA), ϵ -caprolactone (ϵ -CL) and *rac*- β -butyrolactone.

The activity and selectivity of homometallic species can be enhanced by introducing a heterometal into the same complex, which can result in heterometallic cooperativity. Inspired by nature, which has long utilised heterometallic metalloenzymes in biological transformations,^{13,14} chemists have observed unprecedented activity and selectivity enhancements with heterometallic complexes in metal-halogen exchange,¹⁵ C–H bond activation¹⁶ and olefin polymerisation.^{17,18} However, the concept remains underexplored in cyclic ester ROP despite heterometallic complexes with a M–O–M' (M \neq M') framework (and thus intermetallic electronic communication *via* the O heteroatom) having the potential to enhance monomer coordination by increasing the metal Lewis acidity and accelerate propagation by enhancing the metal-alkoxide nucleophilicity.^{17,19} To date, the best performing heterometallic catalysts for LA and ϵ -CL ROP have generally comprised metals with large ionic radii and significant electronegativity differences between the metals, *e.g.* Al/Zn,²⁰ La/Mg,²¹ Li/In,²² Li/Mg and Li/Zn,²³ Li/Sm,²⁴ Na/Sm,²⁵ Sm/Al²⁶ and Ti/Zn²⁷ (Fig. 1). Combining Zn with electropositive alkali metals, which are highly active, inexpensive, earth abundant and non-toxic, is thus attractive from scientific, economic and environmental perspectives, yet remains underexplored.⁷ Herein, the synthesis and activity of novel heterometallic complexes [LMZn₂Et₂(THF)₂] (Fig. 1, where M = Na or K) are reported for cyclic ester ROP.

^aEaStCHEM School of Chemistry, University of Edinburgh, Edinburgh, EH9 3FJ, UK. E-mail: j.garden@ed.ac.uk

^bSchool of Natural Sciences, Department of Materials, Henry Royce Institute, University of Manchester, Manchester, M13 9PL, UK

^cDepartment of Chemistry, University of Bath, Claverton Down, Bath, BA2 7AY, UK

† Electronic supplementary information (ESI) available: NMR, EA, MS characterisation data, polymer MALDI-ToF, GPC, kinetic and DOSY studies and DFT calculations. CCDC 2002496. For ESI and crystallographic data in CIF or other electronic format see DOI: 10.1039/d0sc04705h

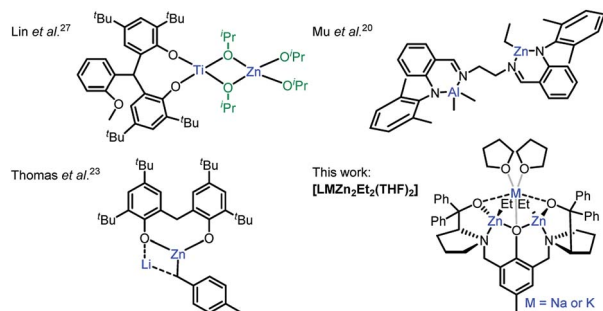


Fig. 1 Heterometallic M/Zn complexes reported for cyclic ester ROP.

Results and discussion

Homo- and hetero-metallic complex synthesis

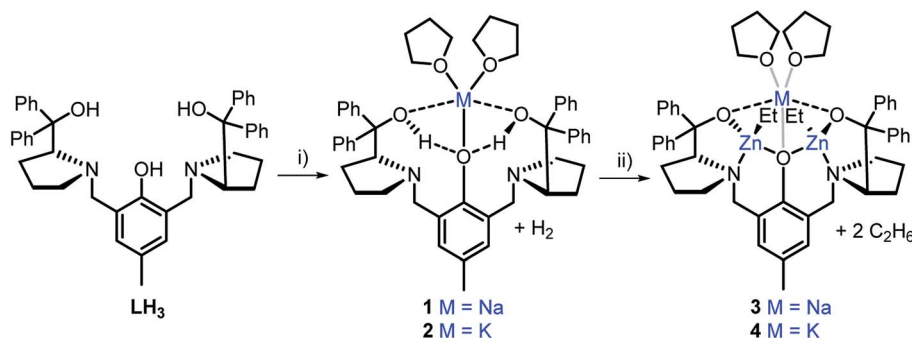
The heterometallic precursors $[\text{LH}_2\text{Na}(\text{THF})_2]$ (**1**) and $[\text{LH}_2\text{K}(\text{THF})_2]$ (**2**) were synthesised *via* mono-deprotonation of the phenolic-OH of LH_3 with NaH or KH, respectively (Scheme 1), and characterised by NMR spectroscopy, mass spectrometry and elemental analysis (Fig. S1–S6†). ^1H and DOSY NMR analysis indicated that **1** and **2** are centrosymmetric and mononuclear in THF- d_8 solution (Fig. S2 and S5†). Crystals of **1** were obtained by cooling a 1 : 1 THF : toluene mixture to -34°C , yet despite multiple attempts, the crystals of **2** obtained were unsuitable for X-ray crystallographic analysis. **1** was mononuclear in the solid-state, with pentacoordinate Na displaying a low τ value ($\tau = 0.41$, Fig. 2a)²⁸ suggesting that the structure is closer to a square pyramidal geometry than a trigonal bipyramidal geometry. The Na coordination sphere comprises a longer central Na1–O2 bond (2.355(5) Å) and four shorter dative bonds, two from the benzylic-OH [Na1–O1 (2.258(6) Å) and Na1–O3 (2.254(6) Å)] and two from THF [Na1–O4 (2.278(7) Å) and Na1–O5 (2.258(7) Å)]. In contrast to the solution-state, **1** was non-centrosymmetric in the solid-state, as evidenced by the tetragonal space group ($P4_3$).

Although complex **1** features two benzylic OH groups that are acidified through hydrogen bonding to the phenolic O, these groups were not deprotonated with further equivalents of NaH (≤ 3 eq. in total). This suggests that the product selectivity is influenced by both the pK_a of the OH groups and the ionic radii

of the alkali metals. Notably, Na^+ and K^+ are significantly larger (102 and 138 pm, respectively) than Li^+ (76 pm),²⁹ and indeed, metalation of LH_3 with $n\text{BuLi}$ was less selective. NMR spectroscopic studies revealed two products, one symmetric (attributed to lithiation of the phenol-OH) and one asymmetric (lithiation of the benzylic OH). However, **1** and **2** were selectively deprotonated with 2 eq. of ZnEt_2 , yielding complexes $[\text{LNaZn}_2\text{Et}_2(\text{THF})_2]$ (**3**) and $[\text{LKZn}_2\text{Et}_2(\text{THF})_2]$ (**4**) (Scheme 1), which were characterised by NMR spectroscopy, mass spectrometry and elemental analysis (Fig. S7–S12†). The centrosymmetric solution-state structure of **1** and **2** was also prominent in **3** and **4**, suggesting that each Et_2Zn deprotonates one benzylic OH and retains one ethyl group (Fig. S7 and S10†). DOSY NMR analysis suggests that **3** and **4** are both monomeric in the solution state (Fig. S8 and S11†). Unfortunately, attempts to isolate single crystals of **3** and **4** suitable for X-ray diffraction studies proved unsuccessful. However, density-functional theory (DFT) calculations confirmed the heterometallic structures and stability of **3** and **4** (refer to ESI†). The calculations suggest that the *R,R* configuration of the N atoms observed in the molecular structure of **1** is likely retained with **3'** and **4'** ($'$ denotes computationally modelled structures, see ESI†), resulting in the two Zn–Et moieties facing in opposite directions relative to the phenol ring plane (Fig. 2b). However, ligand rearrangement to a *meso* (*R,S*) configuration at the N atoms, with Zn–Et groups facing in the same direction, was found to be only slightly endergonic for both **3'** (+2.0 kcal mol^{−1}) and **4'** (+7.7 kcal mol^{−1}) (Tables S6 and S13†).

Rac-LA polymerisation: heterometallic vs. homometallic catalysis

Complexes **3** and **4** were found to be highly efficient initiators for *rac*-LA ROP with 2 eq. of benzyl alcohol (BnOH, Table 1). Complex **4** exhibited an exceptional polymerisation rate of $k_{\text{obs}} = 1.7 \times 10^{-2} \text{ s}^{-1}$ in THF solvent at room temperature (R.T., Fig. S17†), converting 60 eq. of *rac*-LA in just 20 seconds. Not only is **4** five times faster than **3** ($k_{\text{obs}} = 3.2 \times 10^{-3} \text{ s}^{-1}$) but it is, to the best of our knowledge, the most active heterometallic catalyst system reported for LA ROP and the first heterometallic K/Zn catalyst reported for cyclic ester ROP. Previously, some of the most active heterometallic catalysts for LA ROP were Li/Zn



Scheme 1 Synthesis of monometallic complexes **1** and **2** and heterometallic complexes **3** and **4**. Reagents and conditions: (i) 1.1 eq. MH, THF, R.T., 2 h; (ii) 2 eq. ZnEt_2 , THF, R.T., 1 h.



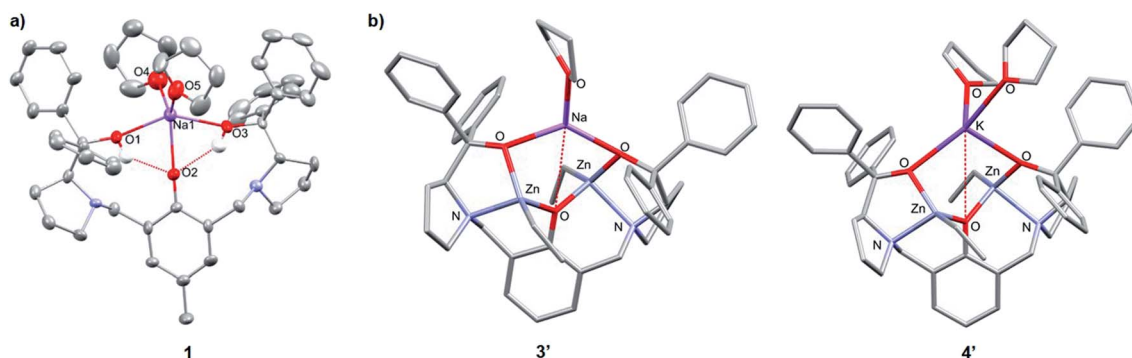


Fig. 2 (a) Molecular structure of **1**. Ellipsoids set at 50% probability level. H atoms and co-crystallised THF have been omitted for clarity. Selected bond lengths (Å): Na1–O1 2.258(6), Na1–O2 2.355(5), Na1–O3 2.254(6), Na1–O4 2.278 (7), Na1–O5 2.258(7). Selected bond angles (°): O1–Na1–O2 70.6(2), O2–Na1–O3 73.7(2), O1–Na1–O4 90.2(3), O3–Na1–O5 96.1(2), O4–Na1–O5 119.6(3). (b) Molecular structures of **3'** and **4'** with the lowest free enthalpies computed by DFT (refer to Tables S6 and S13†).

Table 1 ROP of *rac*-LA catalysed by complexes **1–4**, [BnONa], [BnOK] and [LZn₂OBn]^a

Entry	Cat.	Time (min)	Conv. ^b (%)	<i>M</i> _{n,obs} ^c (Da)	<i>M</i> _{n,calc} ^d (Da)	<i>Đ</i> ^e
1 ^{e,f}	3	2.5	12	—	—	—
2	3	0.33	47	2100	3400	1.3
3	3	2.5	71	3000	5100	1.2
4	3	7.5	86	3900	6200	1.4
5 ^{e,f}	4	2.5	13	—	—	—
6	4	0.08	45	1900	3300	1.7
7	4	0.33	60	2500	4300	1.4
8	4	1.25	81	3900	5800	1.4
9	4	2	93	4300	6700	1.4
10 ^e	1	1.25	79	14 800	11 400 ^g	4.1
11 ^e	[BnONa]	1.25	88	20 400	12 700 ^g	2.7
12 ^e	2	0.33	72	7300	10 400 ^g	4.3
13 ^e	[BnOK]	0.25	94	13 100	13 600 ^g	1.9
14 ^e	[LZn ₂ OBn]	7.5	17	—	—	—
15 ^{e,h}	[BnOK] + [LZn ₂ OBn]	0.25	99	8300	7100	1.6

^a 100 : 1 : 2 LA : cat : BnOH, [LA] = 1 M in THF. ^b Calculated using ¹H NMR spectroscopy. ^c Determined by GPC using polystyrene standards in THF. Values corrected by Mark–Houwink factor (0.58).³¹ ^d Calculated from the monomer conversion $M_{n,calc} = M_0 \times ([M]/[I]) \times \text{conversion}$ assuming 2 chains per catalyst. ^e No BnOH used. ^f Polymerisations run at 60 °C. ^g Calculated from the monomer conversion $M_{n,calc} = M_0 \times ([M]/[I]) \times \text{conversion}$ assuming 1 chain per catalyst. ^h [BnOK] generated *in situ* from KH and BnOH before adding [LZn₂OBn].

and Li/Mg complexes supported by a bis(phenol) ligand,²³ which respectively converted 62 eq. and 88 eq. *rac*-LA in 15 min at R.T. in the presence of 1 eq. neopentyl alcohol. Complexes **3** and **4** (with 2 eq. of BnOH) also displayed activity for *rac*-LA ROP at 0.2–0.5 mol% catalyst loadings, generating PLA with *M*_n of up to 12 100 g mol^{−1} (Table S1†).

The polymerisations with **3** or **4** (and 2 eq. BnOH) were controlled with a linear relationship between *M*_n and monomer conversion (Table 1, Fig. S18 and S19†). The discrepancy between the observed and calculated *M*_n values was attributed to transesterification reactions, as evidenced by MALDI-ToF analysis

(refer to ESI†). End-group analysis revealed the expected α -benzoyloxy, ω -hydroxy end-capped polymer chains. However, unlike related homometallic Trost ProPhenol catalysts ([**(LH)**₂Zr]³⁰ and [LZn₂OBn]¹²) no ligand end groups were detected with complexes **3** and **4**; this improved control may arise from the increased chelate stability and steric congestion of **3** and **4**. Similarly to homometallic [LZn₂OBn],¹² the PLA generated from *rac*-LA was either atactic (maximum *P*_i = 0.53 with **3**, Table S1†) or showed a modest isotactic bias (maximum *P*_i = 0.62 with **4**). Kinetic studies of L-LA ROP (Fig. S34†) indicated that **4** is twice as active in *rac*-LA ROP (*k*_{obs} = 1.7 × 10^{−2} s^{−1}) than L-LA ROP (*k*_{obs} = 7.8 ×



10^{-3} s^{-1}), whereas **3** displays similar polymerisation rates for *rac*- and *L*-LA ($k_{\text{obs}} = 3.2 \times 10^{-3}$ and $2.7 \times 10^{-3} \text{ s}^{-1}$, respectively). These results suggest that while **3** likely has a similar degree of preference for *D*- and *L*-LA enchainment, **4** might display a slight preference for *D*-LA coordination and insertion, resulting in a modest isotactic bias. Notably, only trace *rac*-LA (<13%) was converted in the absence of BnOH co-initiator (Table 1, entries 1 and 5); these conversions were only mildly improved by the addition of 1 eq. BnOH to give 15% conversion with **3** after 5 min, and 20% conversion with **4** after 1.25 min (THF at R.T., Table S1,† entries 12 and 25). The dramatically reduced activity in the presence of 1 eq. BnOH suggests that **3** and **4** are unlikely to operate *via* an activated monomer mechanism as 2 eq. BnOH are required to efficiently initiate the proposed coordination-insertion mechanism. Complexes **3** and **4** also remained active under immortal polymerisation conditions (10 eq. BnOH, Table S1,† entries 13 and 26).

Complexes **3** and **4** were benchmarked against homometallic complexes **1–2**, [BnONa], [BnOK] and [LZn₂OBn] in THF (Table 1). The alkali metal analogues were highly active but poorly controlled; the MALDI-ToF data shows transesterified ω -hydroxy end-capped and cyclic PLA (see ESI†). [BnONa] and [BnOK] also displayed poor solubility in THF and toluene, emphasising a potential benefit of heterometallic initiators, which are often more soluble than the homometallic counterparts. Although [LZn₂OBn] displays good activities in toluene,¹² the activity is diminished in THF (entry 14, Table 1). In contrast, **3** and **4** gave improved activities in THF, which was attributed to the Lewis acidic alkali metals, particularly the larger K⁺ in **4** (vs. Na⁺ in **3**), providing additional coordination sites, thus preventing competitive THF/LA coordination. Indeed, DFT calculations suggest a slight preference for coordination of 2 eq. THF to **4'** vs. 1 eq. THF to **3'** (Fig. 2, Tables S6 and S13†), even if coordination of 2 eq. THF to both **3** and **4** was observed by NMR analysis. Complexes **3** and **4** were also significantly faster than *in situ* generated [LZn₂OBn] in *rac*-LA ROP in toluene at 60 °C (Table S3†), with **3** and **4** converting 89 eq. and 86 eq. *rac*-LA in 2.5 and 1 min, respectively (vs. 87 eq. in 10 min with *in situ* generated [LZn₂OBn]). The activity and control differences between **3–4** and their homometallic analogues suggest cooperative interactions between Na/K and Zn₂.

Reactivity insights: experimental and computational studies

The *in situ* generation of [LNaZn₂(OBn)₂(THF)₂] (**5**) and [LKZn₂(OBn)₂(THF)₂] (**6**) from **3** or **4** and 2 eq. BnOH was investigated by NMR analysis in THF-*d*₈, which indicated the rapid loss of BnOH and the formation of ethane (0.85 ppm) and new centrosymmetric complexes with OBn co-ligands (Fig. S44 and S45†). Notably, the Zn-Et groups of **3** remained intact in the presence of 10 eq. *rac*-LA until the addition of 2 eq. BnOH whereupon the Zn-Et groups disappeared and PLA was rapidly formed (Fig. S46†). DOSY NMR analysis of *in situ* generated **5** and **6** confirmed that the OBn co-ligands and **L** were part of the same complex (Fig. S47 and S48†). DFT calculations suggested **5'** and **6'** conserve the *R,R* ligand

stereochemistry at the N atoms (*vide supra*) but with ligand rearrangement to a *meso* (*R,S*) configuration also possible under the polymerisation conditions (Tables S9 and S14†). The *in situ* dissociation of **5** and **6** in THF to [LZn₂OBn] and [BnONa] or [BnOK], respectively, was deemed unlikely based on NMR and DFT calculations (Fig. S49, S50 and Table S10†). The reaction of **1** and **2** with 1 eq. BnOH was also investigated but gave no reaction *i.e.* no [BnONa] or [BnOK] was formed (Fig. S51†). These findings suggest that the rearrangement of **3** and **4** to homometallic species is unlikely under the polymerisation conditions. This was further supported by monitoring the reaction of [LZn₂OBn] with 1 eq. of *in situ* generated [BnOK] in THF-*d*₈ by ¹H NMR, which also generated **6** (Fig. S52†). Testing a 1 : 1 [BnOK] : [LZn₂OBn] mixture in *rac*-LA ROP gave excellent activity in both THF and toluene (Tables 1 and S3†), albeit with reduced polymerisation control ($\bar{D} = 1.6\text{--}2.0$) vs. [LZn₂OBn] and **4** ($\bar{D} < 1.5$). Similarly to LiCl addition boosting the activity of conventional Grignard reagents by forming heterometallic Turbo-Grignard reagents,³² our findings suggest that addition of an alkali metal alkoxide to a bis-Zn complex may provide a simple yet effective strategy for improving the performance of homometallic ROP initiators. However, in this case, the optimal balance between the polymerisation activity and control was achieved with *in situ* generation of **5** and **6** *via* alcoholysis of **3** and **4** (Table 1, *vide infra*).

Coordination of 1–2 eq. *L*-LA to **5'** and **6'** was modelled by DFT (see ESI†); these reactions were either neutral or slightly exergonic. The most stable structures feature the *R,R* ligand configuration at the N atoms and one *L*-LA coordinated to the alkali metal, although coordination of two *L*-LA may also be accessible under polymerisation conditions. While no significant differences in structural and *L*-LA coordination preferences were found between **5'** and **6'**, the data suggests that coordination of two *L*-LA is more accessible for **6'** (vs. **5'**), in line with the increased ionic radius of K⁺. The activity differences between **3** and **4** (with 2 eq. BnOH) may thus have a kinetic origin; this requires modelling of ROP transition states which are currently under investigation in our laboratories.

Previous studies showed that isolated [LZn₂OBn] gave a ten-fold activity increase vs. the *in situ* generated complex,¹² and so the isolation of **5** and **6** was investigated. However, the isolated heterometallic species showed reduced activity in *rac*-LA ROP compared to the *in situ* generated analogues (with 2 eq. BnOH); isolated **5** was approximately six times slower than **3**, and **6** gave half the rate of **4** (THF, R.T.). In contrast to *in situ* generated **5** and **6**, DOSY NMR analysis of isolated **5** and **6** (Fig. S54 and S55†) suggested formation of a two-component mixture involving higher MW species (approx. 826 Da in both cases) and lower MW species comprising OBn anions (252 Da for **5** and 298 Da for **6**). This may explain the reduced activity of the isolated species, as steric congestion around the metals in **5** and **6** could decrease the stability over time in THF (1 h at R.T.), leading to the formation of (mixed) metal-OBn aggregates. It is also plausible that increased concentration upon solvent removal for product isolation leads to formation of different



structures, as Lewis donor solvents are well-known to influence aggregation states of organometallic complexes. Importantly, on the timescale of the *in situ* generated polymerisations (<7.5 min at R.T. in THF), there was no evidence of decomposition by NMR analysis.

Catalyst scope

Complex **3** (with 2 eq. BnOH) is also extremely active in ϵ -CL and δ -valerolactone (δ -VL) ROP (Table S4[†]), converting 53 eq. ϵ -CL and 99 eq. δ -VL in just 5 s at R.T. Notably, **3** converts up to 760 eq. ϵ -CL in 4 min at R.T., producing PCL with M_n up to 19 600 g mol⁻¹. While complex **4** converted 94 eq. δ -VL in 5 s, it was less active than **3** in ϵ -CL ROP (Table S4[†]), which contrasts with the higher activity of **4** (vs. **3**) in *rac*-LA ROP. The more Lewis basic character of ϵ -CL vs. δ -VL and LA (based on the FT-IR carbonyl shifts: $\nu(\text{C=O}) = 1732 \text{ cm}^{-1}$ for ϵ -CL, 1747 cm^{-1} for δ -VL and 1770 cm^{-1} for LA)³³ may promote decomposition/rearrangement of **4**; this may be more likely with **4** than **3** due to the larger and more electropositive K⁺ centre facilitating ϵ -CL coordination.

Conclusions

In summary, two novel heterometallic complexes **3** and **4** were reported to be highly active in *rac*-LA, ϵ -CL and δ -VL ROP with 2 eq. BnOH. Complexes **3** and **4** outperform their homometallic counterparts, combining high activities with good polymerisation control. To the best of our knowledge, **4**/BnOH (2 eq.) is the fastest heterometallic catalytic system for *rac*-LA ROP reported to date. These rate enhancements demonstrate the benefit of combining metals known to be highly active in cyclic ester ROP (Zn) with abundant, inexpensive and non-toxic alkali metals (Na and K). When bridged through a heteroatom, electronic communication between heterometals can alter the properties of each metal through an "ate" activation. While alkali metals are known to boost the reactivity of Zn towards C–H activation,³⁴ our studies suggest that this concept can also be translated to cyclic ester ROP. The activity enhancements observed may arise from increased Lewis acidity of the more electropositive metal (Na/K) and labilisation of the M–OR bonds around the more electrophilic metal(s) (Zn). Heterometallic catalysts remain underexplored in ROP and offer a promising area for further investigation.

Conflicts of interest

There are no conflicts to declare.

Acknowledgements

We would like to thank the CRICAT Centre for Doctoral Training and EPSRC (W. G., EP/L016419/1; M. P. S.; EP/S025200/1 and EP/P026095/2), Royal Society (J. A. G., RSG/R1/180101; A. B., UF/160021 fellowship), British Ramsay Memorial Trust (J. A. G.) and L'Oréal-UNESCO For Women in

Science (J. A. G.) for funding. We thank the University of Bath HPC for computing resources.

Notes and references

- 1 M. J. Stanford and A. P. Dove, *Chem. Soc. Rev.*, 2010, **39**, 486–494.
- 2 C. K. Williams, *Chem. Soc. Rev.*, 2007, **36**, 1573–1580.
- 3 C. M. Thomas, *Chem. Soc. Rev.*, 2010, **39**, 165–173.
- 4 R. Auras, B. Harte and S. Selke, *Macromol. Biosci.*, 2004, **4**, 835–864.
- 5 C. Ha and J. A. Gardella, *Chem. Rev.*, 2005, **105**, 4205–4232.
- 6 A. B. Kremer and P. Mehrkhodavandi, *Coord. Chem. Rev.*, 2019, **380**, 35–57.
- 7 R. Platel, L. Hodgson and C. K. Williams, *Polym. Rev.*, 2008, **48**, 11–63.
- 8 J. Gao, D. Zhu, W. Zhang, G. A. Solan, Y. Ma and W.-H. Sun, *Inorg. Chem. Front.*, 2019, **6**, 2619–2652.
- 9 B. M. Chamberlain, M. Cheng, D. R. Moore, T. M. Ovitt, E. B. Lobkovsky and G. W. Coates, *J. Am. Chem. Soc.*, 2001, **123**, 3229–3238.
- 10 C. K. Williams, L. E. Breyfogle, S. K. Choi, W. Nam, V. G. Young, M. A. Hillmyer and W. B. Tolman, *J. Am. Chem. Soc.*, 2003, **125**, 11350–11359.
- 11 A. Thevenon, C. Romain, M. S. Bennington, A. J. P. White, H. J. Davidson, S. Brooker and C. K. Williams, *Angew. Chem., Int. Ed.*, 2016, **55**, 8680–8685.
- 12 W. Gruszka, L. C. Walker, M. P. Shaver and J. A. Garden, *Macromolecules*, 2020, **53**, 4294–4302.
- 13 K. C. MacLeod and P. L. Holland, *Nat. Chem.*, 2013, **5**, 559–565.
- 14 C. Wombwell and E. Reisner, *Dalton Trans.*, 2014, **43**, 4483–4493.
- 15 T. D. Bluemke, W. Clegg, P. Garcia-Alvarez, A. R. Kennedy, K. Koszinowski, M. D. McCall, L. Russo and E. Hevia, *Chem. Sci.*, 2014, **5**, 3552–3562.
- 16 A. J. Martinez-Martinez, A. R. Kennedy, R. E. Mulvey and C. T. O'Hara, *Science*, 2014, **346**, 834–837.
- 17 S. K. Mandal and H. Roesky, *Inorg. Chem.*, 2007, **46**, 10158–10167.
- 18 J. P. Mcinnis, M. Delferro and T. J. Marks, *Acc. Chem. Res.*, 2014, **13**, 2545–2557.
- 19 Z. Cai and D. Xiao, *Comments Inorg. Chem.*, 2019, **39**, 27–50.
- 20 A. H. Gao, W. Yao, Y. Mu, W. Gao, M.-T. Sun and Q. Su, *Polyhedron*, 2009, **28**, 2605–2610.
- 21 L. F. Sánchez-Barba, D. L. Hughes, S. M. Humphrey and M. Bochmann, *Organometallics*, 2006, **25**, 1012–1020.
- 22 M. Normand, E. Kirillov, T. Roisnel and J.-F. Carpentier, *Organometallics*, 2012, **31**, 1448–1457.
- 23 J. Char, E. Brule, P. C. Gros, M.-N. Rager, V. Guérineau and C. M. Thomas, *J. Organomet. Chem.*, 2015, **796**, 47–52.
- 24 W. Li, Z. Zhang, Y. Yao, Y. Zhang and Q. Shen, *Organometallics*, 2012, **31**, 3499–3511.
- 25 H. T. Sheng, J. M. Li, Y. Zhang, Y. M. Yao and Q. Shen, *Polyhedron*, 2008, **27**, 1665–1672.
- 26 J. Hao, J. Li, C. Cui and H. W. Roesky, *Inorg. Chem.*, 2011, **50**, 7453–7459.



- 27 H.-Y. Chen, M.-Y. Liu, A. K. Sutar and C.-C. Lin, *Inorg. Chem.*, 2010, **49**, 665–674.
- 28 A. W. Addison, T. N. Rao, J. Reedijk, J. Van Rijn and G. C. Verschoor, *J. Chem. Soc., Dalton Trans.*, 1984, 1349–1356.
- 29 R. D. Shannon, *Acta Crystallogr.*, 1976, **32**, 751–767.
- 30 B. Rajashekhar, S. K. Roymuhury, D. Chakraborty and V. Ramkumar, *Dalton Trans.*, 2015, **44**, 16280–16293.
- 31 A. Kowalski, A. Duda and S. Penczek, *Macromolecules*, 1998, **31**, 2114–2122.
- 32 A. Krasovskiy and P. Knochel, *Angew. Chem., Int. Ed.*, 2004, **43**, 3333–3336.
- 33 P. Dubois, C. Jacobs, R. Jerome and P. Teyssie, *Macromolecules*, 1991, **24**, 2266–2270.
- 34 R. E. Mulvey, *Acc. Chem. Res.*, 2009, **42**, 743–755.

