



Cite this: *Chem. Sci.*, 2020, 11, 9983

All publication charges for this article have been paid for by the Royal Society of Chemistry

Received 24th July 2020
Accepted 1st September 2020

DOI: 10.1039/d0sc04041j

rsc.li/chemical-science

Access to *P*-chiral *sec*- and *tert*-phosphine oxides enabled by Le-Phos-catalyzed asymmetric kinetic resolution†

Haile Qiu,^a Qiang Dai,^a Jiafeng He,^a Wenbo Li^a and Junliang Zhang^{ab*}

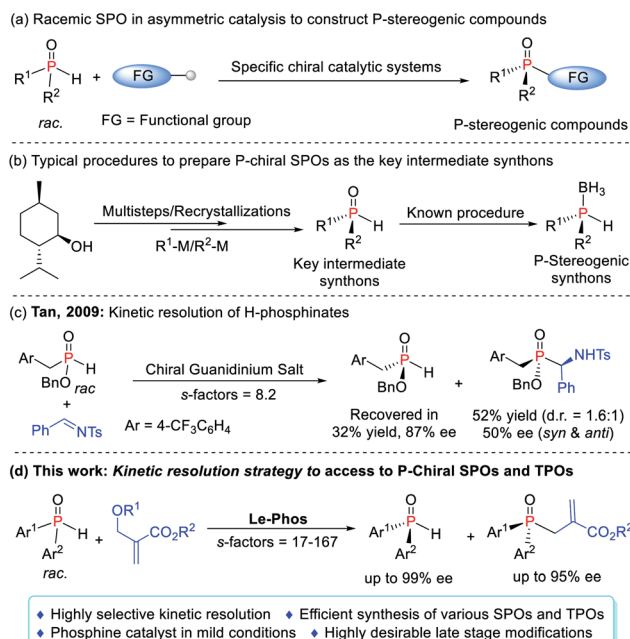
The synthesis of *P*-stereogenic building blocks is extremely difficult. Herein we report an efficient kinetic resolution of secondary phosphine oxides *via* a Le-Phos-catalyzed asymmetric allylation reaction with Morita–Baylis–Hillman carbonates. This method provides facile access to enantioenriched secondary and tertiary *P*-chiral phosphine oxides with broad substrate scope, both of which could serve as *P*-stereogenic synthons, and can be rapidly incorporated into a given scaffold bearing a *P*-stereocenter. The highly desirable late stage modifications demonstrate the practicability of our method and can be a critical contribution to obtaining optimal *P*-chiral catalysts and ligands.

Introduction

P-Stereogenic phosphines represent a class of highly efficient ligands or catalysts as their stereocenters and active centers converge at one point and have been used in countless catalytic processes.¹ However, the less availability and synthetic challenges are the hurdles for exploration of these privileged compounds and thus restrict their further applications.² In this context, during the past two decades, catalytic asymmetric synthesis of *P*-stereogenic phosphines, as a more efficient alternative, has been an intensive field of research.^{3–5} The direct cross-coupling of secondary phosphines³ or secondary phosphine oxides (SPOs)⁴ with a variety of specific partners provided a more straightforward approach to access *P*-chiral compounds with diverse functional groups (Scheme 1a). The toxicity and liability of the former, however, largely deterred them from being used in many laboratories.⁶ As a promising alternative, SPOs were bench stable, less toxic, and odorless. Apart from the widespread use of their racemates in asymmetric catalysis to construct *P*-stereogenic compounds, their chiral version also served as a key intermediate synthon that could be rapidly incorporated into a given ligand scaffold (Scheme 1b).⁷

On the other hand, specific asymmetric catalytic systems usually achieved single transformation and were hardly used as general systems to construct multiple types of *P*-chiral compounds. Moreover, they often required an excess amount of

SPOs to secure better enantioselectivities and yields due to the difficult interconversion of both enantiomers in the reaction system.^{4a–c} Although some studies have attempted to use this feature to achieve a standard kinetic resolution (KR) of SPOs in order to obtain *P*-chiral tertiary phosphine oxides (TPOs) as well as enantioenriched SPOs, the elusive degree of racemization of SPOs made the process very challenging.^{4b–d} In 2009, the Tan



Scheme 1 Application of the SPOs. (a) Catalytic asymmetric synthesis of *P*-chiral TPOs. (b) Construction and application of *P*-chiral SPOs. (c) Kinetic resolution of H-phosphinates. (d) This work: access to *P*-Chiral SPOs and TPOs.

^aShanghai Key Laboratory of Green Chemistry and Chemical Processes, East China Normal University, Shanghai, P. R. China. E-mail: jlzhang@chem.ecnu.edu.cn

^bDepartment of Chemistry, Fudan University, 2005 Songhu Road, Shanghai 200438, P. R. China. E-mail: junliangzhang@fudan.edu.cn

† Electronic supplementary information (ESI) available. CCDC 1985770 ((*R*)-**11**). For ESI and crystallographic data in CIF or other electronic format see DOI: 10.1039/d0sc04041j



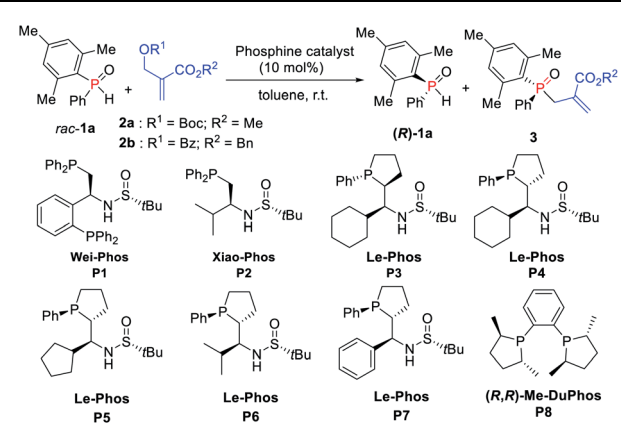
group achieved the kinetic separation of H-phosphinates in the phospho-Mannich reaction, obtaining enantiomerically pure H-phosphinates in 87% ee as only one example (Scheme 1c).⁸ To date, *P*-chiral SPOs were typically prepared using enantiopure starting materials, and chiral auxiliaries, or by recrystallization from the racemates.⁹ Very little attention has been paid to the acquisition of *P*-chiral SPOs by kinetic resolution, which still remains in its infancy. Herein we report a highly efficient kinetic resolution of SPOs *via* a Le-Phos-catalyzed asymmetric allylation reaction with Morita–Baylis–Hillman (MBH) carbonates (Scheme 1d). The developed process holds some promise as a potentially straightforward route to enantioenriched *P*-chiral SPOs as well as TPOs, both of which could serve as *P*-stereogenic synthons, and would undoubtedly spur on more detailed studies of their chemistry and synthetic utility.

Results and discussion

Our initial investigation was carried out by using Boc-protected MBH adduct **2a** (0.5 equiv.) and racemic mesityl(phenyl)phosphine oxide **1a** in the presence of multifunctional chiral phosphine catalyst **P1** (Wei-Phos, 10 mol%) in toluene (Table 1, entry 1).¹⁰ The reaction gave the desired allylation product **3aa** in 34% yield with 7% ee, along with recovered **1a** in 30% yield with 17% ee, correlating with an *s*-factor of 1.3. Then, Xiao-Phos **P2** was tested but a little better result was obtained (Table 1, entry 2).¹¹ Gratifyingly, the use of (*R_p,S,S,R_S*)-Le-Phos **P3** and (*S_p,R,S,R_S*)-Le-Phos **P4** as the catalysts, especially the latter one increased the ees of both **3aa** and recovered (*R*)-**1a** (Table 1, entries 3 and 4). This result indicated that the configuration of the catalyst backbone has a remarkable impact on the enantioselectivities of the products.

Encouraged by this finding, several modified chiral phosphine catalysts (*S_p,R,S,R_S*)-Le-Phos **P5–P7** with the variation of the substituent *R* at the center of the chiral sulfinamide were then tested.¹² The enantioselectivity of **3aa** could be improved to 63% along with increased yields of **3aa** and recovered (*R*)-**1a** when the phosphine catalyst was switched to (*S_p,R,S,R_S*)-Le-Phos **P5** (*R* = cyclopentyl) (Table 1, entry 5). However, isopropyl- and phenyl-substituted **P6** and **P7** resulted in lower enantioselectivities (Table 1, entries 6 and 7). More importantly, when the benzoyl protected MBH adduct **2b** instead of **2a** was used under the catalysis of **P5** in toluene at room temperature, the product **3ab** was obtained in 42% yield with 81% ee and (*R*)-**1a** was recovered in 40% yield with 82% ee, further improving the *s*-factor to 24.1 (Table 1, entry 8). The additives such as PhCO₂H and PhOH have no obvious effect on both yield and enantioselectivity (Table 1, entries 9 and 10). Further solvent screening revealed that the kinetic resolution of secondary phosphine oxide *rac*-**1a** afforded the allylation product **3ab** in better yields and recovered (*R*)-**1a** in higher ee by using *tert*-butylbenzene as solvent in a shorter reaction time (Table 1, entry 12). Lowering the reaction temperature to 10 °C improved the ees of **3ab** and (*R*)-**1a** to 86% and 93% for 8 h, respectively (Table 1, entry 14). It is noteworthy that only a trace amount of the corresponding product was detected with the use of mesitylene as the solvent at 10 °C (Table 1, entry 13). Fortunately, the

Table 1 Optimization of kinetic resolution of SPOs^a



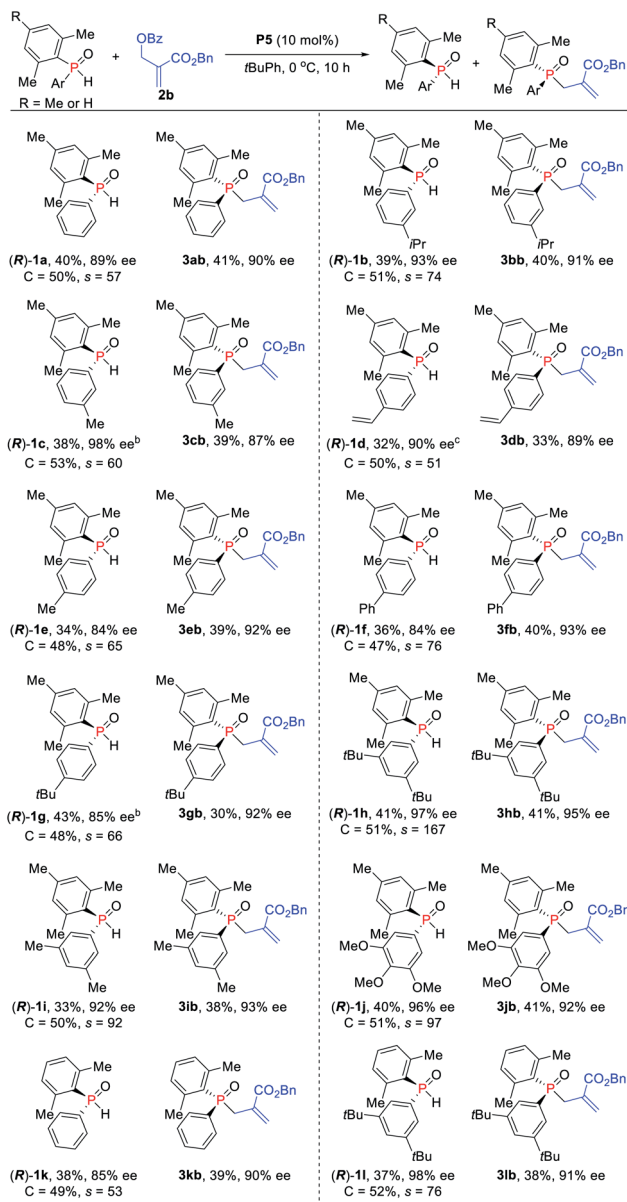
Entry	Cat.	Recovery of 1a	3	<i>s</i> factor
1	P1	30%, 17% ee	34%, 7% ee	1.3
2	P2	38%, –26% ee	36%, –21% ee	1.9
3	P3	42%, 10% ee	44%, 10% ee	1.3
4	P4	30%, 86% ee	32%, 48% ee	7.4
5	P5	40%, 78% ee	42%, 63% ee	10.4
6	P6	41%, 64% ee	43%, 55% ee	6.5
7	P7	73%, –6% ee	18%, –35% ee	2.2
8 ^b	P5	40%, 82% ee	42%, 81% ee	24.1
9 ^{b,c}	P5	42%, 79% ee	40%, 79% ee	20.3
10 ^{b,d}	P5	40%, 75% ee	40%, 78% ee	18.2
11 ^{b,e}	P5	35%, 88% ee	38%, 78% ee	23.4
12 ^{b,f}	P5	36%, 89% ee	44%, 75% ee	20.5
13 ^{b,e,g}	P5	—	Trace	—
14 ^{b,f,g}	P5	37%, 93% ee	44%, 86% ee	44.4
15 ^{b,f,h,i}	P5	45%, 89% ee	43%, 90% ee	57
16 ^{b,f,h,i}	P8	65%, 17% ee	20%, 66% ee	5.7

^a All reactions were performed using **1a** (0.2 mmol), **2** (0.1 mmol) and an organocatalyst (10 mol%) in 1.5 mL of solvent at r.t. All yields were determined by ¹H NMR analysis of the crude mixture and CH₂Br₂ as the internal standard. Enantiomeric excesses were determined by HPLC. *C* (calculated conversion) = ee_{SM}/(ee_{SM} + ee_{PR}). *s* (selectivity) = ln[(1 – *C*)(1 – ee_{SM})]/ln[(1 – *C*)(1 + ee_{SM})]. ^b **2b** instead of **2a**. ^c PhCO₂H (50 mol%) used as an additive. ^d PhOH (20 mol%) used as an additive. ^e Mesitylene instead of toluene. ^f *t*BuPh instead of toluene. ^g At 10 °C. ^h At 0 °C. ⁱ *rac*-**1a** (0.205 mol) was used.

enantioselectivity of the desired product **3ab** could be further improved to 90% by lowering the reaction temperature to 0 °C and increasing the equivalent of *rac*-**1a** to 2.05 (Table 1, entry 15). Lowering the temperature also largely improved the *s*-value to 57. We also tried out the classical chiral phosphine catalyst (*R,R*)-Me-DuPhos (**P8**), but unfortunately the ee value and *s*-value were lower compared with those of **P5** (Table 1, entry 16).

Under the optimized reaction conditions, the scope of the kinetic resolution reaction of SPOs was examined by performing asymmetric allylic alkylation in the presence of (*S_p,R,S,R_S*)-Le-Phos **P5** (Scheme 2). The steric hindrance of the mesityl group of SPOs has a significant impact on the reaction reactivity and enantioselectivity.¹³ Substrates SPOs with *i*Pr or Me at the *meta*-position of another aromatic ring afforded the corresponding tertiary phosphine oxides **3bb** and **3cb** in 39–40% yields with 87–91% ees, and secondary phosphine oxides **1b** and **1c** were





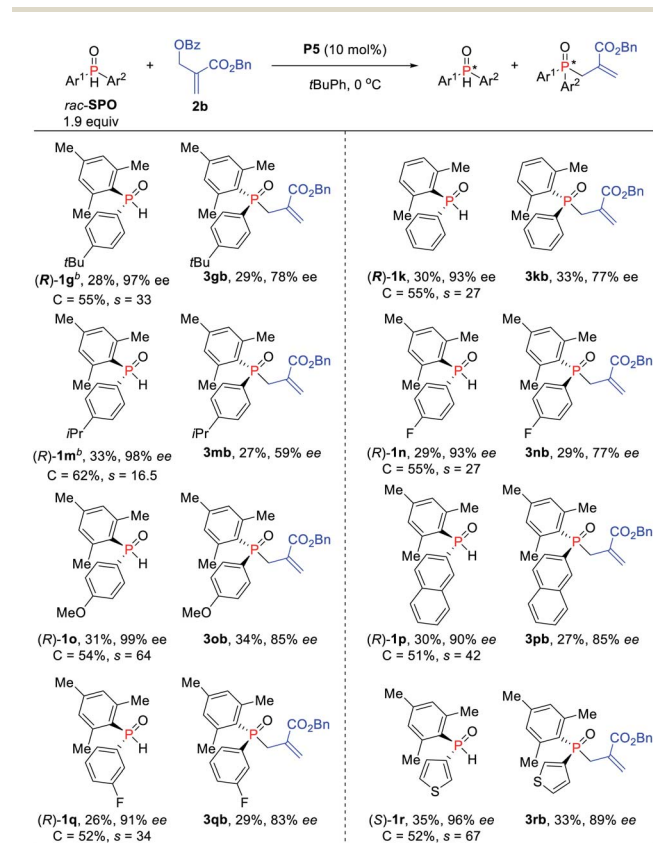
Scheme 2 Asymmetric allylic alkylation of SPOs and MBH carbonates. ^arac-SPO (0.205 mmol), **2b** (0.1 mmol), and **P5** (10 mol%) in 1.5 mL of tBuPh for 10 h at 0 °C. Isolated yields. ^brac-SPO (0.21 mol) was used. ^crac-SPO (0.22 mol) was used.

recovered in 38–39% yields with 93–98% ees. A series of SPOs with a *para*-substituted aryl group were well tolerated in this reaction, producing the corresponding allylation products **3db–3gb** in good yields (30–40%) with high enantioselectivities (89–93% ees). The chiral diarylphosphine oxides (*R*)-**1d–1g** could be recovered in 32–43% yields with 84–90% ees, and *s* factors were in the range of 51–76. Multi-substituted aromatic groups such as 3,5-di-*tert*-butylphenyl, 3,5-dimethylphenyl and 3,4,5-trimethoxyphenyl were also compatible, and both the allylation products and the recovered SPOs were formed in good to excellent enantioselectivities (*s* factors = 92–167).¹⁴ Fortunately, by the variation of the mesityl group to the 2,5-dimethylphenyl group, the allylic alkylation kinetic resolution reactions gave

comparable yields and enantioselectivities ((*R*)-**1k** and (*R*)-**1l**: 37–38% yields, 85–98% ees; **3kb** and **3lb**: 38–39% yields, 90–91% ees; *s* factors = 53–76). The absolute configuration of recovered SPO **1l** was unambiguously confirmed as *R* by X-ray crystallographic analysis.¹⁵

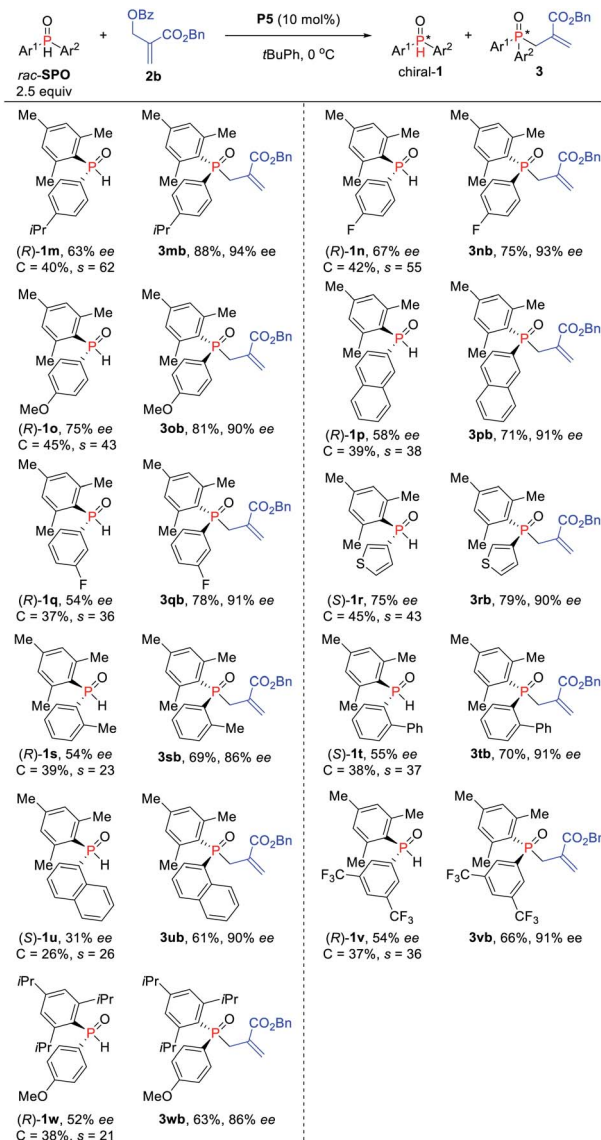
To further increase the enantioselectivity of SPOs, the reaction conditions were modified by reducing the amount of SPOs (Scheme 3). Indeed, the kinetic resolution reaction of SPOs **1g** and **1k** provided higher ees with relatively lower *s* factors (27–33). Moreover, electron-withdrawing and electron-donating aryl groups on the phosphine atom were all tolerated and up to 99% ee was obtained (*s* factors = 17–64). The naphthyl-substituted phosphine oxide **1p** was also kinetically well resolved in 30% yield with 90% ee. The heteroaryl-substituted substrate was compatible with the standard reaction conditions, producing *P*-stereogenic diaryl phosphine oxide in 35% yield and 96% ee, and achieving the corresponding TPO **3rb** in 33% yield and 89% ee (*s* factors = 67).

Alternatively, in order to obtain tertiary phosphine oxides with good ee, the asymmetric kinetic resolution of SPOs was further investigated with slightly adjusting the ratio of SPOs to MBH carbonates (2.5 : 1) (Scheme 4). Substrates bearing an *ortho*-, *meta*- or *para*-substituted aryl on the phosphorus center could be accommodated for the reaction, furnishing the corresponding TPOs in 63–83% yields with 86–94% ees (*s*-factors = 23–38). Electron-withdrawing and -donating substituents on the



Scheme 3 Asymmetric allylic alkylation of SPOs and MBH carbonates. ^aIsolated yields based on the amount of SPOs. ^brac-SPO (0.20 mol) was used.

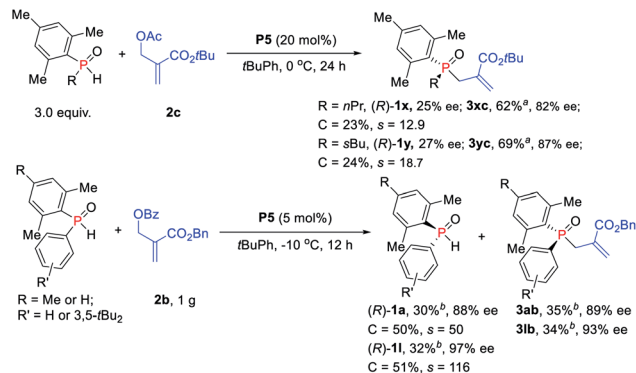




Scheme 4 Phosphine-catalyzed asymmetric allylic alkylation of secondary phosphine oxides. ^aIsolated yields of **3** based on the amount of **2b**.

aromatic ring of SPOs have little influence on the reaction yield and enantioselectivity. Naphthyl and thienyl on the SPOs were also compatible with the allylic alkylation process, and good yields with high enantioselectivities were obtained for **3pb** (71%, 91% ee), **3ub** (70%, 90% ee) and **3rb** (79%, 90% ee), respectively. More hindered SPO was found to be less efficient compared to the mesityl-substituted SPO under these conditions (**3ob** vs. **3wb**).

The reactions of more challenging alkyl-substituted phosphine oxides and MBH carbonate **2c** were carried out with 20 mol% catalyst P5, which proceeded well to afford the desired TPOs **3xc–3yc** in moderate yields with 82–87% ees (Scheme 5). To probe the efficiency of the currently studied kinetic resolution strategy in the synthesis of chiral SPOs and TPOs, gram scale reactions were investigated. To our delight, the desired products TPOs (**3ab** and **3lb**) and recovered SPOs ((*R*)-**1a** and (*R*-

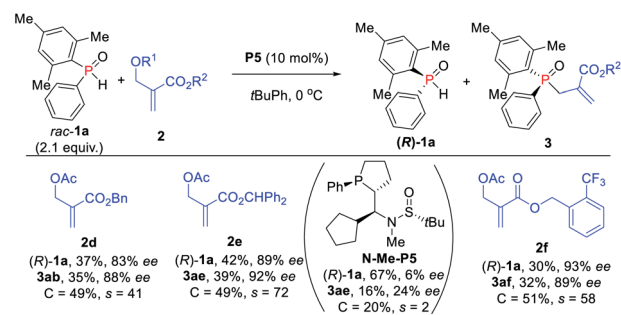


Scheme 5 Phosphine-catalyzed asymmetric allylic alkylation of secondary phosphine oxides. ^aIsolated yields based on the amount of **2c**. ^bIsolated yields based on the amount of SPOs.

1l) were obtained without any loss of enantioselectivity even with only 5 mol% catalyst P5.

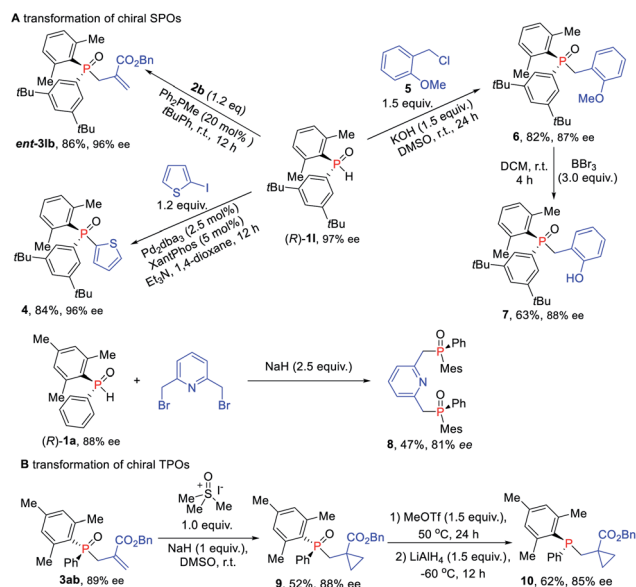
Further investigation of the substrate scope was focused on MBH carbonate substrates **2** (Scheme 6). The Ac-protected MBH carbonates **2d** afforded the target products **3ab** in 35% yield with 88% ee, and unreacted **1a** was recovered in 37% yield with 83% ee. The benzyl substituted MBH carbonates obtained the corresponding TPOs **3ae–3af** in moderate to excellent yields (32–39%) with excellent enantioselectivities (89–92% ees). The chiral diarylphosphine oxides were also compatible. It is also worth mentioning that we achieved **3ae** in 16% yield with 24% ee *via* *N*-methylated chiral phosphine catalyst *N*-Me-P5, thus indicating that the hydrogen-bonding interaction might indeed play an important role in the catalytic activity and enantioselectivity control.

Given their potential of synthetic versatility, various transformations of chiral SPOs were conducted. The chiral SPO **1l** with an *R* configuration at the phosphorus atom underwent an allylic alkylation reaction with MBH carbonate **2b** to provide the enantiomer of TPO **3lb**, that is, *ent*-**3lb** in 86% yield and 96% ee (Scheme 7A). Further cross-coupling of (*R*)-**1l** with 2-iodothiophene under the catalysis of palladium and xantphos afforded the enantioenriched triaryl *P*-stereogenic oxide **4** in 84% yield with 96% ee.¹⁶ The direct alkylation of (*R*)-**1l** with benzyl chloride in the presence of KOH, furnished the novel TPO **6** in 82% yield with slight erosion of ee to 87% ee.¹⁷ When (*R*)-**1** was used



Scheme 6 Substrate scope of MBH carbonate substrates.





Scheme 7 (A) Transformations of chiral SPOs. (B) Transformations of TPOs.

for this transformation, the corresponding products were obtained without loss of enantioselectivity.¹⁸ Then the demethylation of TPO **6** in the presence of BBr_3 furnished the catalyst **7**, which has potential application in the asymmetric catalytic Mitsunobu reaction.¹⁹ We also utilized (*R*)-**1a** to synthesize chiral pincer-type ligand **8** in 47% yield with 81% ee. Moreover, we demonstrated the utility of these enantioenriched TPOs through further transformations of the *P*-chiral scaffold. Cyclopropanation of this enantiopure TPO **3ab** was carried out and the cyclopropane product **9** was converted into *P*-stereogenic phosphine **10** without loss of chirality (Scheme 7B).^{16,20}

Conclusions

In summary, we have developed a novel type of bifunctional chiral sulfonamide cyclic phosphine catalyst Le-Phos, which can be easily prepared in gram scale from inexpensive commercially available starting materials in short steps. (*S_P,R,S,R_S*)-Le-Phos has shown excellent performance in the enantioselective γ -addition reactions of various N-centered nucleophiles to γ -substituted allenates, acquiring a series of γ -addition adducts in high yields with up to 98% ees and excellent regioselectivity and diastereoselectivity under mild conditions. Its prominent characteristics are general substrate scope, mild reaction conditions, good yields, high enantioselectivities, ease of scale-up to gram scale, and further synthetic transformations of the products. Further explorations of Le-Phos as an organocatalyst and chiral ligand of transition metals in asymmetric catalysis are currently underway in our group and will be reported in due course.

Conflicts of interest

There are no conflicts to declare.

Acknowledgements

We gratefully acknowledge the funding support of the National Natural Science Foundation of China (21672067, 21702063 and 21921003) and the Program of Eastern Scholar at Shanghai Institution of Higher Learning.

References

- (a) A. Grabulosa, *P-Stereogenic Ligands in Asymmetric Catalysis*, RSC Publishing, Cambridge, 2011; (b) A. Grabulosa, J. Granell and G. Muller, *Coord. Chem. Rev.*, 2007, **251**, 25; (c) I. O. Kolodiazhnyi, *Top. Curr. Chem.*, 2014, **360**, 161; (d) M. Dutartre, J. Bayardon and S. Jugé, *Chem. Soc. Rev.*, 2016, **45**, 5771; (e) T. Imamoto, *Yuki Gosei Kagaku Kyokaiishi*, 2007, **65**, 1060; (f) M. Benaglia and S. Rossi, *Org. Biomol. Chem.*, 2010, **8**, 3824; (g) M. Dutartre, J. Bayardon and S. Juge, *Chem. Soc. Rev.*, 2016, **45**, 5771; (h) T. Imamoto, *Chem. Rec.*, 2016, **16**, 2659; (i) H. Guo, Y. C. Fan, Z. Sun, Y. Wu and O. Kwon, *Chem. Rev.*, 2018, **118**, 10049; (j) H. Ni, W.-L. Chan and Y. Lu, *Chem. Rev.*, 2018, **118**, 9344; (k) T. Ayad, A. Gernet, J.-L. Pirat and D. Virieux, *Tetrahedron*, 2019, **75**, 4385.
- (a) O. Korpiun, R. A. Lewis, J. Chickos and K. Mislow, *J. Am. Chem. Soc.*, 1968, **90**, 4842; (b) E. Bergin, C. T. O'Connor, S. B. Robinson, E. M. McGarrigle, C. P. O'Mahony and D. G. Gilheany, *J. Am. Chem. Soc.*, 2007, **129**, 9566; (c) D. Gatineau, L. Giordano and G. Buono, *J. Am. Chem. Soc.*, 2011, **133**, 10728; (d) O. Berger and J.-L. Montchamp, *Angew. Chem., Int. Ed.*, 2013, **52**, 11377; (e) K. Nikitin, K. V. Rajendran, H. Müller-Bunz and D. G. Gilheany, *Angew. Chem., Int. Ed.*, 2014, **53**, 1906; (f) S. Jugé and J. P. Genet, *Tetrahedron Lett.*, 1989, **30**, 2783; (g) T. León, A. Riera and X. Verdager, *J. Am. Chem. Soc.*, 2011, **133**, 5740; (h) Z. S. Han, L. Zhang, Y. Xu, J. D. Sieber, M. A. Marsini, Z. Li, J. T. Reeves, K. R. Fandrick, N. D. Patel, J.-N. Desrosiers, B. Qu, A. Chen, D. M. Rudzinski, L. P. Samankumara, S. Ma, N. Grinberg, F. Roschangar, N. K. Yee, G. Wang, J. J. Song and C. H. Senanayake, *Angew. Chem., Int. Ed.*, 2015, **54**, 5474.
- (a) J. R. Moncarz, N. F. Laritcheva and D. S. Glueck, *J. Am. Chem. Soc.*, 2002, **124**, 13356; (b) V. S. Chan, I. C. Stewart, R. G. Bergman and F. D. Toste, *J. Am. Chem. Soc.*, 2006, **128**, 2786; (c) D. S. Glueck, *Synlett*, 2007, 2627; (d) V. S. Chan, M. Chiu, R. G. Bergman and F. D. Toste, *J. Am. Chem. Soc.*, 2009, **131**, 6021; (e) Y. Huang, Y. Li, P.-H. Leung and T. Hayashi, *J. Am. Chem. Soc.*, 2014, **136**, 4865; (f) C. Li, Q.-L. Bian, S. Xu and W.-L. Duan, *Org. Chem. Front.*, 2014, **1**, 541; (g) Y.-C. Song, G.-F. Dai, F. Xiao and W.-L. Duan, *Tetrahedron Lett.*, 2016, **57**, 2990; (h) B. J. Anderson, S. C. Reynolds, M. A. Guino-o, Z. Xu and D. S. Glueck, *ACS Catal.*, 2016, **6**, 8106.
- (a) Y. Zhang, H. He, Q. Wang and Q. Cai, *Tetrahedron Lett.*, 2016, **57**, 5308; (b) R. Beaud, R. J. Phipps and M. J. Gaunt, *J. Am. Chem. Soc.*, 2016, **138**, 13183; (c) Q. Dai, W. Li, Z. Li and J. Zhang, *J. Am. Chem. Soc.*, 2019, **141**, 20556; (d)



- X.-T. Liu, Y.-Q. Zhang, X.-Y. Han, S.-P. Sun and Q.-W. Zhang, *J. Am. Chem. Soc.*, 2019, **141**, 16584.
- 5 For examples of desymmetrization of prochiral phosphorus molecules, see: (a) J. S. Harvey, S. J. Malcolmson, K. S. Dunne, S. J. Meek, A. L. Thompson, R. R. Schrock, A. H. Hoveyda and V. Gouverneur, *Angew. Chem., Int. Ed.*, 2009, **48**, 762; (b) Y. Toda, M. Pink and J. N. Johnston, *J. Am. Chem. Soc.*, 2014, **136**, 14734; (c) Z. J. Du, J. Guan, G. J. Wu, P. Xu, L.-X. Gao and F.-S. Han, *J. Am. Chem. Soc.*, 2015, **137**, 632; (d) Z. Huang, X. Huang, B. Li, C. Mou, S. Yang, B.-A. Song and Y. R. Chi, *J. Am. Chem. Soc.*, 2016, **138**, 7524; (e) Y. Sun and N. Cramer, *Angew. Chem., Int. Ed.*, 2017, **56**, 364; (f) K. M. Lim and T. Hayashi, *J. Am. Chem. Soc.*, 2017, **139**, 8122; (g) Y. Sun and N. Cramer, *Chem. Sci.*, 2018, **9**, 2981; (h) B. M. Trost, S. M. Spohr, A. B. Rolka and C. A. Kalnmals, *J. Am. Chem. Soc.*, 2019, **141**, 14098; (i) G.-H. Yang, Y. Li, X. Li and J.-P. Cheng, *Chem. Sci.*, 2019, **10**, 4322; (j) R.-Y. Zhu, L. Chen, X.-S. Hu, F. Zhou and J. Zhou, *Chem. Sci.*, 2020, **11**, 97. For selected examples of other strategies, see: (k) K. V. L. Crepy and T. Imamoto, *Top. Curr. Chem.*, 2003, **229**, 1; (l) J. J. Gammon, V. H. Gessner, G. R. Barker, J. Granander, A. C. Whitwood, C. Strohmman, P. O'Brien and B. Kelly, *J. Am. Chem. Soc.*, 2010, **132**, 13922; (m) K. V. Rajendran, L. Kennedy and D. G. Gilheany, *Eur. J. Org. Chem.*, 2010, **2010**, 5642; (n) W. Tang, B. Qu, A. G. Capacci, S. Rodriguez, X. Wei, N. Haddad, B. Narayanan, S. Ma, N. Grinberg, N. K. Yee, D. Krishnamurthy and C. H. Senanayake, *Org. Lett.*, 2010, **12**, 176; (o) T. Imamoto, K. Tamura, T. Ogura, Y. Ikematsu, D. Mayama and M. Sugiya, *Tetrahedron: Asymmetry*, 2010, **21**, 1522.
- 6 Phosphine-boranes were usually used as an alternative: B. Join, D. Mimeau, O. Delacroix and A. C. Gaumont, *Chem. Commun.*, 2006, 3249.
- 7 (a) M. Stankeviča, G. Andrijewskib and K. M. Pietrusiewicz, *Synlett*, 2004, **2**, 311; (b) D. Gatineau, L. Giordano and G. Buono, *J. Am. Chem. Soc.*, 2011, **133**, 10728.
- 8 X. Fu, W.-T. Loh, Y. Zhang, T. Chen, T. Ma, H. Liu, J. Wang and C.-H. Tan, *Angew. Chem., Int. Ed.*, 2009, **48**, 7387.
- 9 (a) W.-M. Dai, K. K. Y. Yeung, W. H. Leung and R. K. Haynes, *Tetrahedron: Asymmetry*, 2003, **14**, 2821; (b) J. Drabowicz, P. Łyzwa, J. Omelanczuk, K. M. Pietrusiewicz and M. Mikołajczyk, *Tetrahedron: Asymmetry*, 1999, **10**, 2757; (c) A. Leyris, J. Bigeault, D. Nuel, L. Giordano and G. Buono, *Tetrahedron Lett.*, 2007, **48**, 5247.
- 10 W. Zhou, X. Su, M. Tao, C. Zhu, Q. Zhao and J. Zhang, *Angew. Chem., Int. Ed.*, 2015, **54**, 14853.
- 11 X. Su, W. Zhou, Y. Li and J. Zhang, *Angew. Chem., Int. Ed.*, 2015, **54**, 6874.
- 12 H. Qiu, X. Chen and J. Zhang, *Chem. Sci.*, 2019, **10**, 10510.
- 13 Experimental comparison of several SPOs: see the ESI (Table S3) for details.†
- 14 (a) E. Vedejs and M. Jure, *Angew. Chem., Int. Ed.*, 2005, **44**, 3974; (b) M. D. Greenhalgh, J. E. Taylor and A. D. Smith, *Tetrahedron*, 2018, **74**, 5554; (c) L. Deng, Y. Fu, S. Y. Lee, C. Wang, P. Liu and G. Dong, *J. Am. Chem. Soc.*, 2019, **141**, 16260.
- 15 CCDC: 1985770 ((*R*)-**11**) contains the supplementary crystallographic data for this paper.†
- 16 A. J. Bloomfield and S. B. Herzon, *Org. Lett.*, 2012, **14**, 4370.
- 17 S.-Z. Nie, Z.-Y. Zhou, J.-P. Wang, H. Yan, J.-H. Wen, J.-J. Ye, Y.-Y. Cui and C.-Q. Zhao, *J. Org. Chem.*, 2017, **82**, 9425.
- 18 Base-promoted alkylation of (*R*)-**1**: see ESI 5.7 for details.†
- 19 H. R. Beddoe, G. K. Andrews, V. Magné, D. J. Cuthbertson, J. Saska, L. A. Shannon-Little, E. S. Shanahan, F. H. Sneddon and M. R. Denton, *Science*, 2019, **365**, 910.
- 20 (a) T. N. Tzvetkov, T. Arndt and J. Mattay, *Tetrahedron*, 2007, **63**, 10497; (b) K. V. Rajendran and D. G. Gilheany, *Chem. Commun.*, 2012, **48**, 817.

