

Cite this: *Chem. Sci.*, 2020, 11, 494

All publication charges for this article have been paid for by the Royal Society of Chemistry

Enantioselective synthesis of isochromans and tetrahydroisoquinolines by C–H insertion of donor/donor carbenes†

Leslie A. Nickerson, Benjamin D. Bergstrom, Mingchun Gao, Yuan-Shin Shiue, Croix J. Laconsay, Matthew R. Culberson, Walker A. Knauss, James C. Fettinger, Dean J. Tantillo and Jared T. Shaw*

Received 9th October 2019
Accepted 11th November 2019

DOI: 10.1039/c9sc05111b

rsc.li/chemical-science

Reports of C–H insertions forming six-membered rings containing heteroatoms are rare due to Stevens rearrangements occurring after nucleophilic attack on the carbene by a heteroatom. Using donor/donor carbenes and $\text{Rh}_2(\text{R-PTAD})_4$ as a catalyst, we have synthesized a collection of isochroman substrates in good yield, with excellent diastereo- and enantioselectivity, and no rearrangement products were observed. Furthermore, we report the first synthesis of six-membered rings containing nitrogen by C–H insertion to form tetrahydroisoquinolines. In one case, a Stevens rearrangement product was isolated at elevated temperature from a carbamate-protected amine substrate and computational evidence suggests formation through a free ylide not bound to rhodium.

Insertion reactions of metal carbenes into C–H bonds are useful methods for making C–C bonds.^{1–6} In most cases, C–H insertion reactions are catalyzed with dirhodium tetracarboxylate complexes, often using chiral ligands to provide enantioselectivity.^{1,6–8} Asymmetric C–H insertion has been well-documented for carbenes with two electron withdrawing substituents (CO_2R , COR, CN, SO_2R , acceptor/acceptor)⁷ or with one electron donating (aryl, alkenyl) and one electron withdrawing group (donor/acceptor).⁹ Acceptor and acceptor/acceptor carbenes are very reactive and can react indiscriminately with other functionalities on the molecule.^{7,10,11} Donor/acceptor carbenes are less electrophilic due to the donating substituent, which increases selectivity for C–H insertion (Fig. 1).^{3,5,9} Recently, we have been interested in donor/donor carbenes,^{12–14} which have two electron-donating groups and, as a result, are highly selective for C–H insertion while also tolerating many functional groups present in complex substrates.^{15,16} Although C–H insertion reactions have been used in the synthesis of a wide variety of five-membered ring (1,5-C–H insertion) heterocycles,^{17,10} there are few examples of six-membered ring (1,6-C–H insertion) formation and the substrates are limited to oxygen-containing rings.^{17–24}

Accessing 1,6-C–H insertion is difficult due to the kinetic favorability of 1,5-C–H insertion and the potential for

rearrangement products when heteroatoms are present (Fig. 1). Previous work to synthesize 1,6-C–H insertion products without heteroatoms consistently observed mixtures of five- and six-membered ring products when a 1,5-C–H insertion site was available.^{25–29} Installing heteroatoms can eliminate 1,5-C–H insertion however this introduces the possibility of nucleophilic attack on the carbene by the heteroatom.^{17,19,24} This reaction forms an ylide that undergoes the Stevens rearrangement (or a Stevens-type rearrangement when the heteroatom is oxygen), forming a five-membered ring (5).^{24,30} Despite these challenges, there are scattered reports of forming tetrahydropyran, chroman, and chromanone cores through 1,6-C–H insertion using donor/acceptor or acceptor carbenes.^{18,20,22–24,31–33} In 2012, Cossy and coworkers demonstrated the use of donor carbenes generated from cyclopropenes in the synthesis of tetrahydropyrans by C–H insertion,^{22,31} further expanding the diazo-free insertion work demonstrated by Zhu.^{34,35} In the cases where chiral catalysts were used, enantioselectivity was often moderate;^{19,20} it wasn't until 2015 when Hashimoto achieved higher levels of enantioselectivity using $\text{Rh}_2(\text{S-PTTL})_4$ (up to 97 : 3 er).²⁴ We hypothesized that using donor/donor carbenes would reduce the electrophilicity of the rhodium carbene enough to allow C–H insertion to proceed selectively without interference by the heteroatom.

Due to the propensity of C–H insertions to form five-membered rings, we designed substrates that would eliminate the possibility for 1,5-insertion by installing the requisite heteroatom at the 5-position. We started by developing substrates with benzylic insertion sites, as we had found those to be favored with benzodihydrofuran systems.¹⁵ We were

Chemistry Department, University of California, Davis, One Shields Ave, Davis, CA 95616, USA. E-mail: jtshaw@ucdavis.edu

† Electronic supplementary information (ESI) available: Synthetic details, spectroscopic characterization and crystallographic data. CCDC 1921673, 1921674, 1916890 and 1920825. For ESI and crystallographic data in CIF or other electronic format see DOI: 10.1039/c9sc05111b



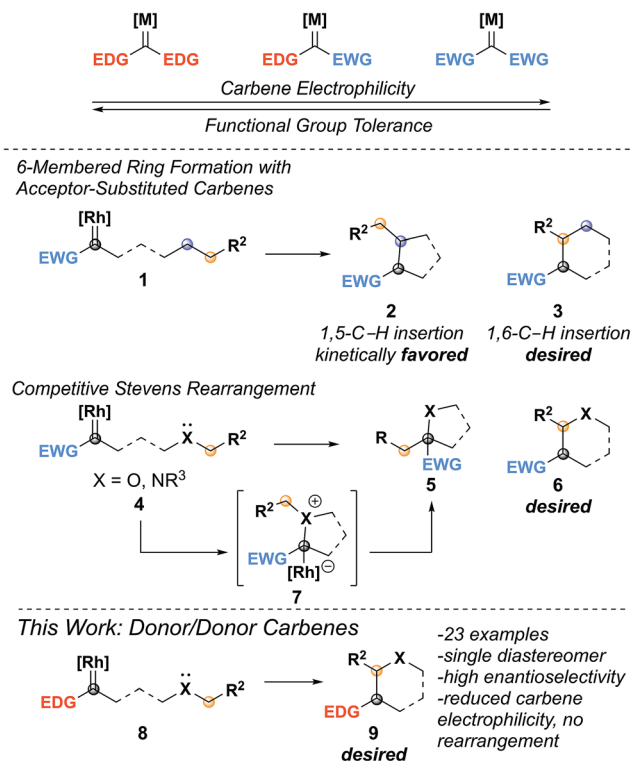


Fig. 1 Six-membered ring formation has proven difficult in the past due to the kinetic favorability of five-membered ring insertions and the possibility of Stevens rearrangement products. By utilizing donor/donor carbenes, which are less electrophilic than donor/acceptor or acceptor/acceptor carbenes, the Stevens rearrangement product is not observed.

pleased to find that hydrazone **10a** was successfully oxidized to the diazo with eight equivalents of MnO₂ and inserted into the benzylic C-H bond with 1 mol percent catalyst loading affording a single diastereomer, with excellent enantioselectivity, and with no observed rearrangement product (Table 1, entry 1).

Table 1 Insertion into benzylic C-H Bonds

Entry	Product	R ¹	R ²	Solvent	Yield (%)	er
1	11a	Ph	H	CH ₂ Cl ₂	60	97 : 3
2	11b ^a	Ph	OCH ₃	CH ₂ Cl ₂	69	>99.5 : 0.5
3	11c	4-CNC ₆ H ₄	OCH ₃	CH ₃ CN	97	99 : 1
4 ^b	11d	4-H ₃ COC ₆ H ₄	OCH ₃	CH ₂ Cl ₂	98	99 : 1
5	11e	3-Pyridyl	OCH ₃	CH ₃ CN	82	94 : 6
6	11f	CH ₃	OCH ₃	CH ₂ Cl ₂	56	60 : 40

^a With Rh₂(S-PTAD)₄ as catalyst. ^b Catalyst added at rt.

With this result we were encouraged to expand the scope of benzylic insertions to form isochromans. We saw a modest increase in yield and enantioselectivity when a methoxy group was installed *para* to the insertion site (Table 1, entry 2). We then wanted to explore electronic effects at the carbene center and interestingly found no discernible effect when there was a nitrile group *versus* a methoxy group *para* to the carbene (Table entries 3, 4). Furthermore, heterocycles with a Lewis basic moiety were also well-tolerated as substituents off of the carbene (Table 1, entry 5). Encouraged by these results we wanted to explore the effect of alkyl substituents on the carbene in combination with an aryl substituent (Table 1, entry 6). The yield was slightly lower, and we saw a significant decrease in enantioselectivity, suggesting that the other aryl ring plays a role in fitting the substrate into the chiral catalyst pocket.

Allylic and propargylic ethers were excellent substrates for C-H insertion (Fig. 2). Although the analogous substrates for the synthesis of benzodihydrofurans can suffer from competing dipolar cycloaddition reactions,^{36,37} this side reaction was not observed in the reactions leading to isochromans. Stevens-type rearrangement products were also not observed for unsaturated substrates. Notably, **12a** did not undergo any Stevens-type rearrangement under reaction conditions, in contrast to a similar substrate derived from a donor/acceptor carbene in work by Hashimoto and co-workers.²⁴ These results appear to support our hypothesis that the reduced electrophilicity of the donor/donor carbene prevents the competing rearrangement reaction. Additionally, while an unsubstituted allyl group underwent insertion with modest yield, the addition of a single substituent resulted in yields of 90% or greater. The crystal structure of **13b** demonstrated that the absolute configuration produced with Rh₂(R-PTAD)₄ is the same for isochromans as was observed with benzodihydrofurans and related heterocycles.^{15,16,38} *Cis* and *trans* alkene hydrazones **13d** and **13e** led to their respective insertion products with no detectable isomerization. A propargyl substituted insertion site proved to be the

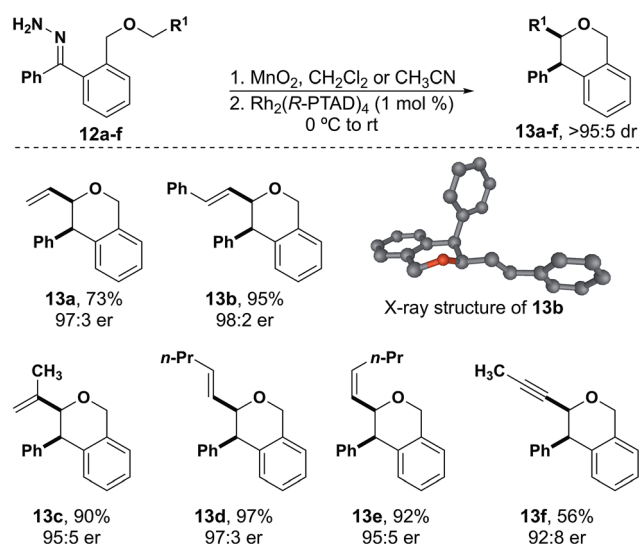


Fig. 2 Unsaturated isochroman substrates.



lowest yielding isochroman (**13f**). Although the yield was comparatively lower than the other unsaturated substrates, no evidence of dipolar cycloaddition was observed. We hypothesize that a larger ring size helps to limit the dipolar cycloaddition pathway.^{36,37}

Aliphatic substrates also react with high diastereo- and enantioselectivity. There is a clear trend of decreasing yield from substrates that have two alkyl substituents *versus* one alkyl substituent at the insertion site. Isochromans **15a–c** were synthesized in excellent yield with insertion into a carbon with two alkyl substituents (Fig. 3). When inserting into a carbon with one alkyl substituent the yields decreased significantly (**15d–e**, 54–62%) indicating some substrate preference for inserting into more highly substituted carbons. Importantly, throughout the isochroman examples, all products were formed as a single diastereomer and no Stevens-type rearrangement products were observed.

With the formation of six-membered rings comes the opportunity to explore the influence of 1,3-diaxial interactions in the diastereoselective formation of the stereogenic centers that form during insertion (Fig. 4). A single diastereomer (**17a**) was observed from hydrazone **16a** using $\text{Rh}_2(\text{Mes})_4$ as the catalyst, the configuration of which was determined by a NOE NMR experiment. This indicates that the C–H insertion step occurs in a diastereoselective manner despite having a bulky group close to the rhodium carbene. Furthermore, compounds **17b** and **17c** were also isolated in good yields with excellent diastereoselectivity when $\text{Rh}_2(R\text{-TCPTTL})_4$ was used as the catalyst to accelerate the rate of C–H insertion. The chiral phthalimido catalysts generally exhibit higher activity than any of the achiral catalysts used with donor/donor carbenes. The structure of compound **17c** was also determined by X-ray diffraction.³⁸

Our success in synthesizing isochromans motivated our attempts to synthesize the more challenging nitrogen analogues. To the best of the authors' knowledge, 1,6-C–H insertion on aliphatic systems has never been done to synthesize nitrogen-containing heterocycles. Jefford and

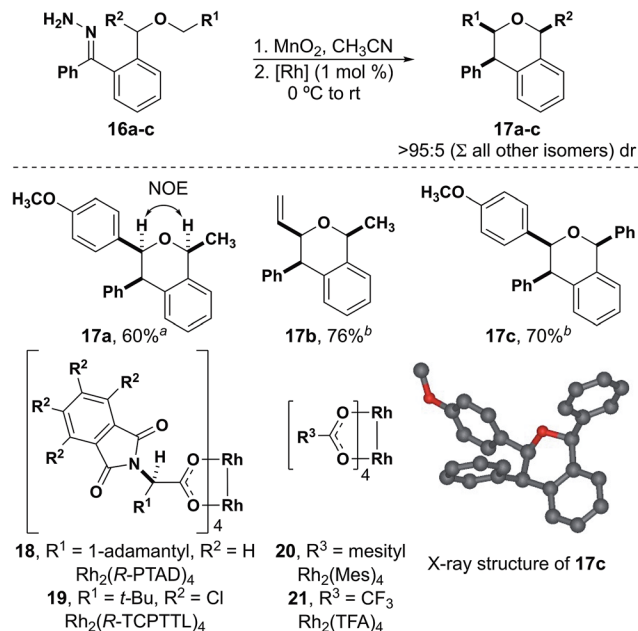


Fig. 4 Diastereoselective insertions to form tri-substituted isochromans.^a With $\text{Rh}_2(\text{Mes})_4$.^b With $\text{Rh}_2(R\text{-TCPTTL})_4$.

coworkers demonstrated related work involving a $\text{C}(\text{sp}^2)\text{-H}$ insertion on pyrrole using an acceptor carbene.^{39–41} Using our prior work to synthesize indolines as inspiration,¹⁶ we first developed amine- and aniline-based substrates. These substrates proved unsuccessful as the crude reactions were often complex mixtures with no discernible traces of product. In order to reduce the possibility of side reactions, *N*-sulfonyl groups were installed to reduce the nucleophilicity of the nitrogen lone pair. No identifiable products were isolated with these substrates.

Computational evidence suggests that donor/donor C–H insertions forming benzodihydrofurans proceed through a stepwise mechanism that has a zwitterionic intermediate in which a carbocation is formed on the insertion carbon.³⁶ Based on this observation we reasoned that a sulfonyl protecting group on nitrogen might be too electron withdrawing, to the detriment of stabilizing a possible carbocation intermediate. We hypothesized that an amide would reduce the nucleophilicity of the nitrogen but to a lesser extent than a sulfonyl protecting group.

We next attempted substrates using lactams and were pleased to synthesize tetrahydroisoquinoline **23a** as a single diastereomer in 54% yield and with 99 : 1 er (Fig. 5). We went on to synthesize tetrahydroisoquinoline **23b** in good yield and with slightly reduced er. Carbamate derived tetrahydroisoquinoline **23c** was also synthesized in moderate yield and with excellent stereoselectivity. X-ray crystallography of **23c** showed the same absolute stereochemistry as is observed with isochromans.³⁸ As these insertions occur rapidly, we found that reducing the temperature before the addition of catalyst allowed the reaction to complete within 30 minutes to 3 hours while producing a cleaner reaction mixture.

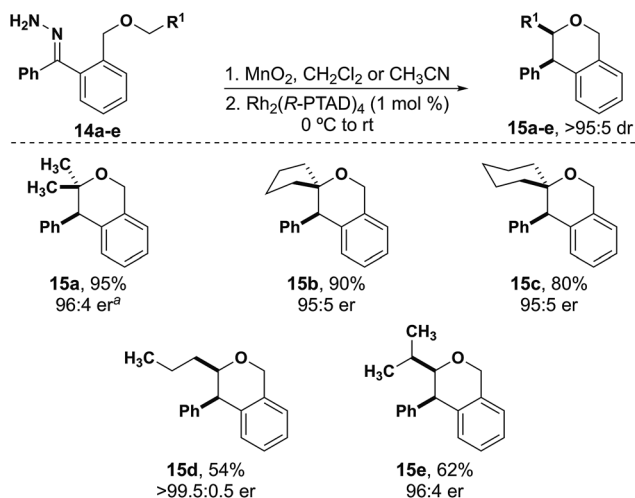


Fig. 3 Aliphatic isochroman substrates.^a Run with $\text{Rh}_2(\text{S-PTAD})_4$.



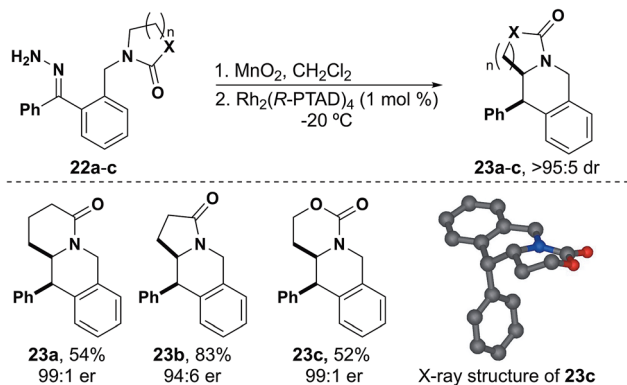


Fig. 5 Scope of tetrahydroisoquinoline substrates.

In analogy to our work with indolines, in which insertion into methyl C–H bonds was possible,¹⁶ we attempted to synthesize a mono-substituted tetrahydroisoquinoline. We synthesized hydrazone **24** with a carbamate protecting group, which we reasoned would provide roughly an equivalent level of electron withdrawing potential as an amide and is easily removed for further functionalization. This substrate reacted much more slowly and eventually required heating to reflux for the diazo to be fully consumed. Upon consumption of diazo no insertion product was observed. The sole identifiable product

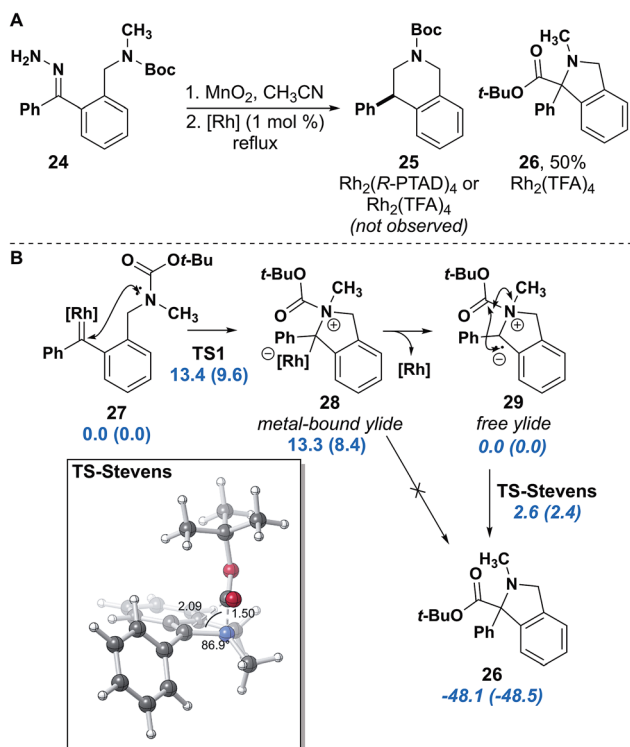


Fig. 6 (A) Stevens rearrangement product synthesis. (B) The DFT (uB3LYP/LANL2DZ[6-31G(d)]) computed mechanism suggests that *N*-attack to the rhodium carbene and the subsequent Stevens rearrangement is energetically feasible at experimental conditions; relative free energies (electronic energies in parentheses) for metal-bound (normal text) and ylide (*italics*) reactions are reported in kcal mol^{-1} .

was isoindoline **26**, resulting from an apparent Stevens [1,2]-rearrangement (Fig. 6A).^{42,43} A similar product involving attack by an amide nitrogen leading to Stevens rearrangement was observed by Padwa.⁴²

After identifying the isoindoline as the primary product of the reaction using $\text{Rh}_2(\text{R-PTAD})_4$, a second run using $\text{Rh}_2(\text{TFA})_4$ proceeded in 50% yield. The isolation of Stevens product **26** indicates that the properties of the insertion site are as important as the electron withdrawing effect on the nitrogen, given that tetrahydroisoquinoline **23c** was isolated from insertion of hydrazone **22c**. Although previous studies propose a stepwise diradical mechanism for the Stevens rearrangement,⁴³ density functional theory (DFT) studies support *N*-attack to the metal carbene, but then a concerted free ylide Stevens rearrangement (Fig. 6B).⁴⁴ This model suggests that the metal catalyst is not essential in the Stevens rearrangement step.⁴⁵

Conclusions

In conclusion, we have used donor/donor rhodium carbenes to synthesize isochromans in good to excellent yields and with overall excellent stereoselectivity. For isochroman substrates, no Stevens-type rearrangement products were observed. Furthermore, we also explored the synthesis of isochromans in a diastereoselective fashion by installing a substituent on the benzylic carbon alpha to oxygen and were gratified to see a single diastereomer formed. Additionally, we synthesized the first six-membered rings containing nitrogen through 1,6- $\text{C}(\text{sp}^3)\text{-H}$ insertion in moderate yields and with excellent stereoselectivity. A Stevens rearrangement product was isolated from one substrate using increased temperature and computational evidence suggests that isoindoline formation occurs *via* a free ylide not bound to rhodium.

Conflicts of interest

There are no conflicts to declare.

Acknowledgements

This work was supported by grants from the National Institutes of Health (R01/GM124234). Research reported in this publication was supported by the National Institute of General Medical Sciences of the National Institutes of Health under Award Number R01GM124234. The content is solely the responsibility of the authors and does not necessarily represent the official views of the National Institutes of Health. LAN and BDB acknowledge UC Davis for financial support in the form of Borge and Corson/DOW fellowships. MRC thanks the California Alliance for Minority Participation (CAMP) for financial support (NSF grant 1826900). We thank the Franz group for providing access to a chiral HPLC and particularly Austin Kelly and Jake Jagannathan (Franz group, UC Davis) for providing assistance with HPLC traces. We also thank the Kurth group, (UC Davis) for use of their IR with assistance from Winston Chow (Olson group, UC Davis). We thank the National Science Foundation (Grant CHE-1531193) for the Dual Source X-ray diffractometer.



We gratefully acknowledge support from the XSEDE program via TG-CHE050017N for computational resources.

Notes and references

- M. P. Doyle, M. Ratnikov and Y. Liu, *Org. Biomol. Chem.*, 2011, **9**, 4007–4016.
- M. P. Doyle, R. Duffy, M. Ratnikov and L. Zhou, *Chem. Rev.*, 2010, **110**, 704–724.
- H. M. L. Davies and J. R. Denton, *Chem. Soc. Rev.*, 2009, **38**, 3061–3071.
- H. M. L. Davies and J. R. Manning, *Nature*, 2008, **451**, 417–424.
- H. M. L. Davies and D. Morton, *Chem. Soc. Rev.*, 2011, **40**, 1857–1869.
- H. M. L. Davies and P. M. Pelphrey, in *Organic Reactions*, John Wiley & Sons, Inc., Hoboken, NJ, USA, 2011, pp. 75–212.
- H. M. L. Davies and R. E. J. Beckwith, *Chem. Rev.*, 2003, **103**, 2861–2904.
- H. M. L. Davies and T. Hansen, *J. Am. Chem. Soc.*, 1997, **119**, 9075–9076.
- H. M. Davies and Ø. Loe, *Synthesis*, 2004, **16**, 2595–2608.
- G. A. Sulikowski, K. L. Cha and M. M. Sulikowski, *Tetrahedron: Asymmetry*, 1998, **9**, 3145–3169.
- M. P. Doyle, M. A. McKervey and T. Ye, in *Modern Catalytic Methods for Organic Synthesis with Diazo Compounds: From Cyclopropanes to Ylides*, Wiley, 1998, pp. 112–162.
- G. Seidel and A. Fürstner, *Angew. Chem., Int. Ed.*, 2014, **53**, 4807–4811.
- C. Werlé, R. Goddard, P. Philipps, C. Farès and A. Fürstner, *J. Am. Chem. Soc.*, 2016, **138**, 3797–3805.
- C. Werlé, R. Goddard, P. Philipps, C. Farès and A. Fürstner, *Angew. Chem., Int. Ed.*, 2016, **55**, 10760–10765.
- C. Soldi, K. N. Lamb, R. A. Squitieri, M. González-López, M. J. Di Maso and J. T. Shaw, *J. Am. Chem. Soc.*, 2014, **136**, 15142–15145.
- L. W. Souza, R. A. Squitieri, C. A. Dimirjian, B. M. Hodur, L. A. Nickerson, C. N. Penrod, J. Cordova, J. C. Fettinger and J. T. Shaw, *Angew. Chem., Int. Ed.*, 2018, **57**, 15213–15216.
- N. McCarthy, M. A. McKervey, T. Ye, M. McCann, E. Murphy and M. P. Doyle, *Tetrahedron Lett.*, 1992, **33**, 5983–5986.
- E. Lee, I. Choi and S. Y. Song, *J. Chem. Soc., Chem. Commun.*, 1995, 321–322.
- T. Ye, C. F. García and M. A. McKervey, *J. Chem. Soc., Perkin Trans. 1*, 1995, 1373–1379.
- A. Rosales, I. Rodríguez-García, C. López-Sánchez, M. Álvarez-Corral and M. Muñoz-Dorado, *Tetrahedron*, 2011, **67**, 3071–3075.
- A. Archambeau, F. Miegge, C. Meyer and J. Cossy, *Angew. Chem., Int. Ed.*, 2012, **51**, 11540–11544.
- A. Archambeau, F. Miegge, C. Meyer and J. Cossy, *Angew. Chem.*, 2012, **124**, 11540–11544.
- D. F. Taber, C. M. Paquette, P. Gu and W. Tian, *J. Org. Chem.*, 2013, **78**, 9772–9780.
- M. Ito, Y. Kondo, H. Nambu, M. Anada, K. Takeda and S. Hashimoto, *Tetrahedron Lett.*, 2015, **56**, 1397–1400.
- F. Estevan, K. Herbst, P. Lahuerta, M. Barberis and J. Pérez-Prieto, *Organometallics*, 2001, **20**, 950–957.
- C. Slattery, L.-A. Clarke, S. O'Neill, A. Ring, A. Ford and A. Maguire, *Synlett*, 2012, **23**, 765–767.
- M. Franck-Neumann, P. Geoffroy, D. Gassmann and A. Winling, *Tetrahedron Lett.*, 2004, **45**, 5407–5410.
- P. S. Aburel, C. Rømming and K. Undheim, *J. Chem. Soc., Perkin Trans. 1*, 2001, 1024–1029.
- F. G. West, T. H. Eberlein and R. W. Tester, *J. Chem. Soc., Perkin Trans. 1*, 1993, 2857.
- M. P. Doyle, D. G. Ene, D. C. Forbes and J. S. Tedrow, *Tetrahedron Lett.*, 1997, **38**, 4367–4370.
- A. Archambeau, F. Miegge, C. Meyer and J. Cossy, *Angew. Chem., Int. Ed.*, 2012, **51**, 11540–11544.
- T. Ye, C. F. García and M. A. McKervey, *J. Chem. Soc., Perkin Trans. 1*, 1995, 1373–1379.
- N. McCarthy, M. A. McKervey, T. Ye, M. McCann, E. Murphy and M. P. Doyle, *Tetrahedron Lett.*, 1992, **33**, 5983–5986.
- D. Zhu, J. Ma, K. Luo, H. Fu, L. Zhang and S. Zhu, *Angew. Chem., Int. Ed.*, 2016, **55**, 8452–8456.
- D. Zhu, L. Chen, H. Zhang, Z. Ma, H. Jiang and S. Zhu, *Angew. Chem., Int. Ed.*, 2018, **57**, 12405–12409.
- K. N. Lamb, R. A. Squitieri, S. R. Chintala, A. J. Kwong, E. I. Balmond, C. Soldi, O. Dmitrenko, M. Castiñeira Reis, R. Chung, J. B. Addison, J. C. Fettinger, J. E. Hein, D. J. Tantillo, J. M. Fox and J. T. Shaw, *Chem.-Eur. J.*, 2017, **23**, 11843–11855.
- C. A. Dimirjian, M. Castiñeira Reis, E. I. Balmond, N. C. Turman, E. P. Rodriguez, M. J. Di Maso, J. C. Fettinger, D. J. Tantillo and J. T. Shaw, *Org. Lett.*, 2019, **21**, 7209–7212.
- CCDC 1921674 (**11c**), 1921673 (**13b**), 1916890 (**17c**), and 1920825 (**23c**) contain the supplementary crystallographic data for this paper.†
- C. W. Jefford and W. Johncock, *Helv. Chim. Acta*, 1983, **66**, 2666–2671.
- C. W. Jefford and A. Zaslona, *Tetrahedron Lett.*, 1985, **26**, 6035–6038.
- C. W. Jefford, Q. Tang and A. Zaslona, *J. Am. Chem. Soc.*, 1991, **113**, 3513–3518.
- A. Padwa, L. S. Beall, C. K. Eidell and K. J. Worsencroft, *J. Org. Chem.*, 2001, **66**, 2414–2421.
- G. Ghigo, S. Cagnina, A. Maranzana and G. Tonachini, *J. Org. Chem.*, 2010, **75**, 3608–3617.
- See ESI† for complete computational work.
- J. G. Harrison, O. Gutierrez, N. Jana, T. G. Driver and D. J. Tantillo, *J. Am. Chem. Soc.*, 2016, **138**, 487–490.

