


 Cite this: *RSC Adv.*, 2020, 10, 42378

Precise synthesis of amphiphilic diblock copolymers consisting of various ionic liquid-type segments and their influence on physical gelation behavior in water†

Daichi Yokota, Arihiro Kanazawa and Sadahito Aoshima *

Appropriately designed amphiphilic diblock vinyl ether (VE) copolymers consisting of an ionic liquid-type segment and a hydrophobic segment were demonstrated to undergo physical gelation in water at extremely low concentrations. The precursor diblock copolymers were synthesized by the living cationic polymerization of 2-chloroethyl VE with a hydrophobic VE through an appropriately designed initiating system such as optimized temperature and catalyst. A relatively high temperature such as 20 °C was important for controlled polymerization of octadecyl VE. Ionic liquid moieties with imidazolium salt structures were subsequently introduced into the side chains of the diblock copolymers *via* chemical modifications of the 2-chloroethyl groups. The physical gelation behavior of the obtained diblock copolymers was examined in water, with a particular focus on the influence of the hydrophobic VEs, the hydrophilicity of the counteranions and the substituents on the ionic liquid-type segments, and the length of each segment. Based on this systematic investigation, physical gelation at concentrations as low as 0.2 wt% was achieved with diblock copolymers with a suitable balance of these factors.

 Received 27th October 2020
 Accepted 15th November 2020

DOI: 10.1039/d0ra09163d

rsc.li/rsc-advances

1 Introduction

The careful design of the hydrophilic and hydrophobic segments of amphiphilic block copolymers is important because their self-assembled structures and macroscopic physical properties depend on the nature of these segments. Amphiphilic block copolymers self-assemble *via* the hydrophobic interactions among hydrophobic segments in aqueous solutions, and their self-assembled structures depend on the hydrophilicity/hydrophobicity balance of each segment.^{1,2} For example, copolymers with long hydrophobic segments form large aggregates, such as biomolecular membranes, cylindrical micelles, and vesicles. Moreover, some studies have demonstrated unique changes in the macroscopic physical properties by varying the hydrophobic segments.^{3–9} An amphiphilic diblock copolymer with a polypeptide chain as the hydrophobic segment exhibited physical gelation behavior in water at an extremely low concentration *via* the formation of polypeptide-derived aggregated structures, such as β -sheets or α -helices.³ In addition, the self-assembled structures of amphiphilic block copolymers with a stimuli-responsive segment can be altered in

response to external stimuli. For example, a diblock copolymer composed of poly(ethylene glycol) and poly(*N*-isopropylacrylamide) segments, the latter of which exhibits lower critical solution temperature (LCST)-type phase separation behavior in water,^{4,5} aggregates and dissociates in water upon heating and cooling, respectively.⁶ The particle size of a block copolymer with carboxy groups as the hydrophilic moieties changes depending on the pH of the aqueous solution.^{7,8}

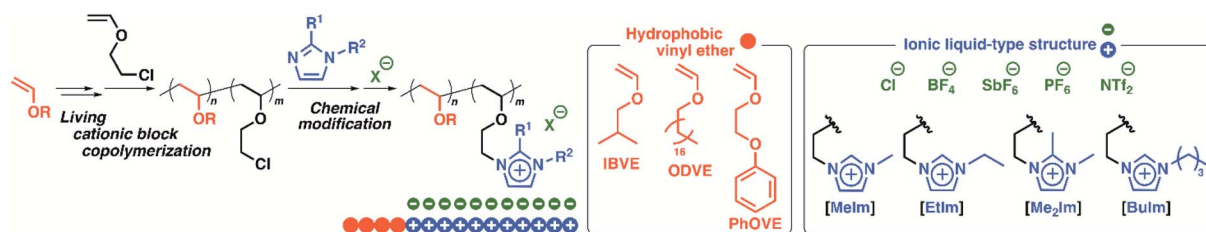
Ionic liquid-type polymers, which have ionic liquid structures in their side chains, show various physical properties due to the high designability of the ionic liquid moieties.^{10–15} Both experimental and theoretical studies have been conducted to investigate the effects of ionic liquid moieties on the properties of polymers. In particular, the designability of the cation and counteranion structures, which can include imidazolium, ammonium, and phosphonium groups, has facilitated the creation of polymers with various novel functions.^{16–21} For example, our group^{16,17} reported that vinyl ether (VE) polymers with pendant imidazolium ionic liquid segments exhibited LCST-type or UCST-type phase-separation behaviors in organic solvents and water, respectively, depending on the substituents on the imidazolium moiety and the hydrophilicity of the counteranions. In addition, Ohno and coworkers^{20,21} reported polymeric gels composed of ionic liquid-type polymers. The polymeric gels possess a high ion conductivity due to the ionic properties of the ionic liquid-type polymers.

We demonstrated that upper critical solution temperature (UCST)-type amphiphilic diblock copolymers with imidazolium

Department of Macromolecular Science, Graduate School of Science, Osaka University, 1-1 Machikaneyama, Toyonaka, Osaka, 560-0043, Japan. E-mail: aoshima@chem.sci.osaka-u.ac.jp; Fax: +81-6-6850-5448; Tel: +81-6-6850-5448

† Electronic supplementary information (ESI) available: Polymerization results, ¹H NMR spectra, and physical gelation behavior in water. See DOI: 10.1039/d0ra09163d





Scheme 1 Synthesis of amphiphilic diblock copolymers consisting of ionic liquids structures with various substituents and counteranions and different VEs.

ionic liquid segments exhibit thermosensitive physical gelation behavior at extremely low concentrations in water.²² The precise synthesis of precursor diblock copolymers consisting of 2-chloroethyl VE (CEVE) and isobutyl VE (IBVE) was feasible with an elaborately designed initiating system. The copolymers have MWs that are in agreement with the theoretical values. An aqueous solution of the amphiphilic diblock copolymers prepared by chemical modification and counteranion exchange of these precursor copolymers underwent thermosensitive physical gelation at concentrations of 1 or 0.2 wt%. The formation of large micelles with extended corona chains based on electrostatic repulsion and hydration of the ionic liquid segments was likely responsible for the physical gelation behavior in water at a very low concentration.^{23–25} Therefore, the elaborate design of the ionic liquid-type amphiphilic block copolymers, such as the structures of the hydrophilic and hydrophobic monomers and the ratio of their chain lengths, are expected to result in remarkable physical gelation behavior, such as gelation at much lower concentrations, adjustments of the thermosensitivity in water, and the formation of tough physical gels.

In this study, amphiphilic diblock copolymers composed of imidazolium-type poly(ionic liquid)s as hydrophilic segments and different hydrophobic poly(VE) segments were synthesized to investigate the effects of both the hydrophilicity of the ionic liquid structures and the hydrophobicity of the hydrophobic segments on the physical gelation behavior (Scheme 1). The hydrophilicity of the counteranions and the substituents on the imidazolium ring influenced the critical gelation concentration and thermosensitivity in water. For example, a copolymer with Cl^- , a hydrophilic counteranion, exhibited physical gelation behavior at a lower concentration than that of the polymer with BF_4^- in water. In addition, amphiphilic diblock copolymers with octadecyl side chains and very long ionic liquid segments (*e.g.*, 800 or 1200 monomer units) exhibited physical gelation behavior at a very low concentration in water. To prepare copolymers with various structures, suitable initiating systems were also investigated with a focus on the appropriate conditions for the block polymerization of octadecyl VE (ODVE) and CEVE.

2 Experiments

2.1 Materials

IBVE (TCI; >99%) was washed with 10 wt% aqueous sodium hydroxide solution and then with water, dried overnight over potassium hydroxide (pellets), and distilled twice over calcium

hydride. CEVE (TCI; >97%) was washed with 10% aqueous sodium hydroxide solution and then with water, dried overnight over sodium sulfate, and distilled twice under reduced pressure over calcium hydride. ODVE (BASF) was distilled over calcium hydride under reduced pressure. 2-Phenoxyethyl VE (PhOVE) was prepared by the reaction of CEVE with phenol in dimethyl sulfoxide in the presence of sodium hydroxide, and it then was distilled twice over calcium hydride under reduced pressure.^{26,27} Toluene (Wako; >99.5%) was dried using solvent purification columns (Glass Contour; Solvent Dispensing System). 2,6-Di-*tert*-butylpyridine (DTBP; Sigma-Aldrich; 97%) was distilled twice over calcium hydride under reduced pressure. 1,4-Dioxane (Wako; 99.5%) was distilled over calcium hydride and then lithium aluminum hydride. Ethyl acetate (Wako; >99.5%) was dried overnight over molecular sieves 3 A and 4 A and distilled twice over calcium hydride. The adduct of IBVE with acetic acid [IBEA; $\text{CH}_3\text{CH}(\text{O}i\text{Bu})\text{OCOCH}_3$] was prepared from the addition reaction of IBVE with acetic acid according to the literature method.²⁸ $\text{Et}_{1.5}\text{AlCl}_{1.5}$ (Nippon Aluminum Alkyls; 1.0 M solution in toluene) and SnCl_4 (Sigma-Aldrich; 1.0 M solution in heptane) were used without further purification. 1-Methylimidazole (Aldrich; 99%), 1,2-dimethylimidazole (Wako; >97%), 1-ethylimidazole (TCI; >98%), 1-butylimidazole (Aldrich; 98%), sodium chloride (Nacalai Tesque; >99%), sodium tetrafluoroborate (Sigma-Aldrich; 98%), sodium iodide (Wako; >99.5%), sodium hexafluoroantimonate (Sigma-Aldrich; 90%), potassium hexafluorophosphate (Wako; 97%), lithium bis(trifluoromethanesulfonyl)imide (Wako; >98%), and all solvents except for the polymerization solvent, *i.e.*, toluene, were used without further purification.

2.2 Synthesis of the precursor block copolymer

Polymerization was carried out under a dry nitrogen atmosphere in a glass tube equipped with a three-way stopcock. The glass tube was baked using a heat gun (Ishizaki; PJ-206A; blow temperature: approximately 450 °C) under dry nitrogen for 10 min before use. A prechilled $\text{Et}_{1.5}\text{AlCl}_{1.5}$ solution was added to a prechilled mixture containing IBEA, an added base, a VE monomer (IBVE, PhOVE, or ODVE), DTBP, and toluene at 0 °C (for IBVE and PhOVE) or 20 °C (for ODVE) using dry syringes. The polymerization was initiated by the addition of a prechilled SnCl_4 solution at 0 °C (for IBVE and PhOVE) or at 20 °C (for ODVE). The polymerization that was conducted without SnCl_4 was initiated by the addition of a prechilled $\text{Et}_{1.5}\text{AlCl}_{1.5}$ solution. After a predetermined period, CEVE was added to the mixture



solution to start the second stage polymerization. The polymerization was quenched using methanol containing a small amount of an aqueous ammonia solution. The quenched reaction mixture was diluted with dichloromethane and subsequently washed with water to remove the initiator residues. The product polymer was recovered from the organic layer by evaporation of volatiles under reduced pressure and subsequently vacuum-dried for at least 6 h. The monomer conversion was determined by a gravimetric method and ^1H NMR analysis of the product.

2.3 Substitution of the chlorine atoms in the copolymer with imidazole derivatives

An amphiphilic diblock copolymer was dissolved in a N,N -dimethylformamide (DMF) solution containing an imidazole derivative and NaI (five times the molar amounts of CEVE units).²⁹ The solution was stirred with a magnetic stir bar at 80 °C for 72 h. The reaction mixture was dialyzed against deionized water at least 24 h to remove DMF, the unreacted imidazole, and residual salts. After purification, the polymer solution was dialyzed against deionized water in the presence of arbitrary salts (five times the amounts of CEVE units) at least 24 h to exchange the counteranions, followed by evaporation under reduced pressure. The obtained polymer was vacuum-dried at 60 °C for at least 6 h. The degree of substitution to the imidazolium moieties was determined by ^1H NMR analysis.

2.4 Anion exchange reaction

Anion exchange was carried out according to the literature.³⁰ The obtained diblock copolymers (0.60 g) were dissolved in water (3.0 mL) and then mixed with sodium, potassium, or lithium salts having various anions (equivalent to 5 imidazolium salt units). For water-insoluble polymers, the precipitate was washed with water to remove excess salts. For the other polymers, the polymer obtained was purified by dialysis against deionized water for at least 24 h, followed by evaporation under reduced pressure. The product was vacuum-dried for at least 6 h. An upfield shift in the signal assignable to the imidazolium ring proton confirmed the anion exchange.

2.5 Characterization

The molecular weight distribution (MWD) of polymers in chloroform was measured at 40 °C using gel permeation chromatography (GPC) with polystyrene gel columns [Tosoh TSKgel GMH_{HR}-M \times 2 (exclusion limit molecular weight = 4×10^6 ; bead size = 5 μm ; column size = 7.8 mm i.d. \times 300 mm; flow rate = 1.0 mL min⁻¹)] connected to a Tosoh DP-8020 pump, a CO-8020 column oven, a UV-8020 ultraviolet detector, and an RI-8020 refractive index detector. The number-average molecular weight (M_n) and polydispersity ratio [weight-average molecular weight/number-average molecular weight (M_w/M_n)] were calculated from the chromatograph with respect to 16 polystyrene standards (Tosoh; $M_w = 5.0 \times 10^2$ to 1.09×10^6 , $M_w/M_n < 1.2$). ^1H NMR spectra were recorded using a JEOL ECA500 (500 MHz) spectrometer at 30 °C. The particle size was measured by dynamic light scattering (DLS; Otsuka Electronics

FPAR-1000HG, $\lambda = 632.8$ nm, scattering angle = 90°). The dynamic viscoelasticity measurement was performed with the stress-controlled rheometer MCR302 (Anton Paar) using a cone-plate with a diameter of 40 mm and an angle of 4°. For the dynamic viscoelastic measurements, the angular frequency sweep tests were carried out from 0.1 to 100 rad s⁻¹.

3 Results and discussion

3.1 Precise synthesis of various precursor copolymers by living cationic copolymerization

Precursor block copolymers consisting of CEVE and IBVE with different IBVE segment lengths were synthesized by living cationic polymerization under the conditions developed in our previous study.²² First, the homopolymerization of IBVE at different monomer concentrations (0.040–0.80 M) was conducted using Et_{1.5}AlCl_{1.5} and SnCl₄ as catalysts in the presence of 1,4-dioxane and DTBP in toluene at 0 °C. Et_{1.5}AlCl_{1.5} is used to generate an IBVE–HCl adduct from IBEA.³¹ The polymerizations were completed in approximately 3 min regardless of the amount of IBVE present. After completion of the initial polymerization, CEVE was added. The second-stage polymerization was complete in 1.0–6.0 h. The obtained block copolymers had MWs that were comparable to the theoretical values with very narrow MWDs ($M_n = 26\text{--}76 \times 10^3$, $M_w/M_n = 1.03\text{--}1.07$; entries 1–13, Table 1). In addition, statistical copolymers composed of IBVE and CEVE were synthesized by living cationic copolymerization under the same polymerization conditions. Both monomers were quantitatively consumed in 40 min, and IBVE was preferentially consumed due to its higher reactivity compared to that of CEVE. The obtained copolymers had gradient-type sequences and narrow MWDs (entries 14 and 15).

To examine the influence of the properties of the hydrophobic segments on the physical gelation behavior, we synthesized block copolymers with ODVE possessing a long alkyl chain that enhances crystallinity^{32–35} or PhOVE, which has an aromatic ring,²⁶ as the hydrophobic segments. The block copolymerization of ODVE and CEVE was first examined in toluene at 0 °C because side reactions such as the elimination of 2-chloroethanol from the main chain of the CEVE block can occur in the polymerization using only Et_{1.5}AlCl_{1.5} at 30 °C, as demonstrated in a previous study.²² However, in the polymerization of ODVE using Et_{1.5}AlCl_{1.5} at 0 °C, monomer conversion plateaued at approximately 40% (Fig. 1A, diamond symbols; the left curves in Fig. 1C). Importantly, the polymerization solution became heterogeneous (or gelled), and the conversion leveled off. This result is most likely due to the aggregation of the poly(ODVE) chains at 0 °C.³⁵ Therefore, the polymerization was conducted at 20 °C, which resulted in a quantitative consumption of ODVE without gelation (circle symbols in Fig. 1A; the middle curves in Fig. 1C). The sequential addition of CEVE led to block copolymerization from the propagating poly(ODVE) chains, yielding a polymer with a relatively narrow MWD. However, ^1H NMR analysis of the product revealed that side reactions (dealcoholization) occurred during the polymerization of CEVE (Fig. S1,† 5.3–5.4 and 5.6–5.7 ppm). In addition,



Table 1 Synthesis of precursor copolymers with various hydrophobic units and lengths of IBVE, ODVE, and PhOVE segments by living cationic copolymerization^a

Entry	Copolymer	Time	Conv (%)	$M_n \times 10^{-3}$ (GPC)	M_w/M_n
1	IBVE ₁₀ - <i>b</i> -CEVE ₄₀₀	2.5 min + 2.0 h	~200	40.5	1.03
2	IBVE ₂₀ - <i>b</i> -CEVE ₄₀₀	2.5 min + 1.0 h	197	42.6	1.06
3	IBVE ₂₀ - <i>b</i> -CEVE ₈₀₀	2.5 min + 6.0 h	196	76.0	1.07
4	IBVE ₃₀ - <i>b</i> -CEVE ₄₀₀	2.5 min + 2.0 h	~200	40.7	1.03
5	IBVE ₄₀ - <i>b</i> -CEVE ₄₀₀	2.5 min + 2.0 h	~200	41.9	1.04
6	IBVE ₅₀ - <i>b</i> -CEVE ₄₀₀	2.5 min + 2.0 h	197	47.1	1.06
7	IBVE ₅₀ - <i>b</i> -CEVE ₈₀₀	2.5 min + 1.0 h	~200	68.5	1.04
8	IBVE ₁₀₀ - <i>b</i> -CEVE ₄₀₀	3 min + 2.5 h	~200	49.3	1.06
9	IBVE ₁₀₀ - <i>b</i> -CEVE ₃₀₀	2.5 min + 2.5 h	186	33.7	1.05
10	IBVE ₂₀₀ - <i>b</i> -CEVE ₄₀₀	2.5 min + 2.5 h	192	59.4	1.05
11	IBVE ₂₀₀ - <i>b</i> -CEVE ₂₀₀	2.5 min + 1.0 h	197	39.0	1.05
12	IBVE ₂₀₀ - <i>b</i> -CEVE ₁₀₀	2.5 min + 1.0 h	198	30.3	1.05
13	IBVE ₂₀₀ - <i>b</i> -CEVE ₅₀	2.5 min + 1.0 h	199	26.2	1.05
14	IBVE ₁₀₀ - <i>co</i> -CEVE ₄₀₀	40 min	190	27.3	1.18
15	IBVE ₂₀₀ - <i>co</i> -CEVE ₄₀₀	40 min	193	50.2	1.06
16	ODVE ₁₀ - <i>b</i> -CEVE ₄₀₀	30 s + 40 min	196	40.1	1.06
17	ODVE ₁₀ - <i>b</i> -CEVE ₈₀₀	30 s + 24 h	~200	57.8	1.20
18	ODVE ₁₀ - <i>b</i> -CEVE ₁₂₀₀	30 s + 24 h	~200	55.1	1.36
19	ODVE ₂₀ - <i>b</i> -CEVE ₄₀₀	30 s + 40 min	~200	43.1	1.11
20	ODVE ₂₀ - <i>b</i> -CEVE ₈₀₀	30 s + 24 h	194	44.1	1.29
21	ODVE ₂₀ - <i>b</i> -CEVE ₁₂₀₀	30 s + 24 h	198	56.9	1.45
22	ODVE ₅₀ - <i>b</i> -CEVE ₄₀₀	30 s + 40 min	193	52.1	1.07
23	ODVE ₅₀ - <i>co</i> -CEVE ₄₀₀	25 min	199	46.3	1.05
24	PhOVE ₁₀ - <i>b</i> -CEVE ₄₀₀	2.5 min + 2.5 h	~200	43.7	1.04
25	PhOVE ₅₀ - <i>b</i> -CEVE ₄₀₀	2.5 min + 2.5 h	~200	48.2	1.04
26	PhOVE ₁₀₀ - <i>b</i> -CEVE ₄₀₀	2.5 min + 2.5 h	~200	56.4	1.03

^a Polymerization conditions: [CEVE]₀ or add = 0.20–4.8 M, [IBEA]₀ = 4.0 mM, [Et_{1.5}AlCl_{1.5}]₀ = 5.0 mM, [SnCl₄]₀ = 10 mM, [DTBP]₀ = 10 mM, in toluene; for entries 1–13: [IBVE]₀ = 0.040–0.80 M, [1,4-dioxane] = 1.2 M, at 0 °C; for entries 14–15: [IBVE]₀ = 0.40 or 0.80 M, [1,4-dioxane] = 1.2 M, at 0 °C; for entry 16–22: [ODVE]₀ = 0.040–0.20 M, [ethyl acetate] = 1.0 M, at 20 °C; for entry 23: [ODVE]₀ = 0.20 M, [ethyl acetate] = 1.0 M, at 20 °C; for entries 24–26: [PhOVE]₀ = 0.040–0.40 M, [1,4-dioxane] = 1.2 M, at 0 °C.

the M_n values of the products were lower than the theoretical value (circle symbols in Fig. 2A).

The Et_{1.5}AlCl_{1.5}/SnCl₄-combined system, which was developed for CEVE polymerization at 0 °C, was efficient for both ODVE polymerization and CEVE polymerization even at a higher temperature (20 °C). The polymerization of ODVE was nearly completed in 60 s, making it more than 100 times faster than the reaction using only Et_{1.5}AlCl_{1.5} (Fig. 1A, triangle

symbols). In addition, the M_n values of the obtained poly(ODVE)s increased in agreement with the theoretical values while maintaining narrow MWDs (Fig. 1B, triangle symbols; the right curves in Fig. 1C). The ¹H NMR spectrum of the product did not contain peaks associated with side reactions, indicating that the polymerization proceeded in a living manner (Fig. 3A). For the block copolymer synthesis, the second-stage polymerization of CEVE was nearly complete in approximately 40 min, resulting in

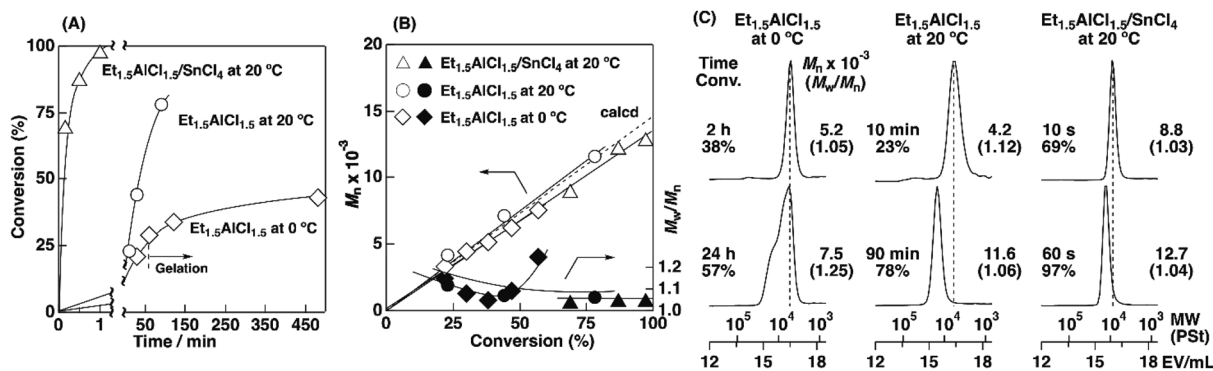


Fig. 1 Synthesis of poly(ODVE)s by living cationic polymerization. (A) Time-conversion plots, (B) the M_n (open symbols) and M_w/M_n (fill symbols) values of the products, and (C) MWD curves of the products obtained: [ODVE]₀ = 0.20 M, [IBEA]₀ = 4.0 mM, [ethyl acetate] = 1.0 M, in toluene; for diamond symbols: [Et_{1.5}AlCl_{1.5}]₀ = 20 mM, at 0 °C; for circle symbols: [Et_{1.5}AlCl_{1.5}]₀ = 20 mM, at 20 °C; for triangle symbols: [Et_{1.5}AlCl_{1.5}]₀ = 5.0 mM, [SnCl₄]₀ = 10 mM, [DTBP]₀ = 10 mM, at 20 °C.



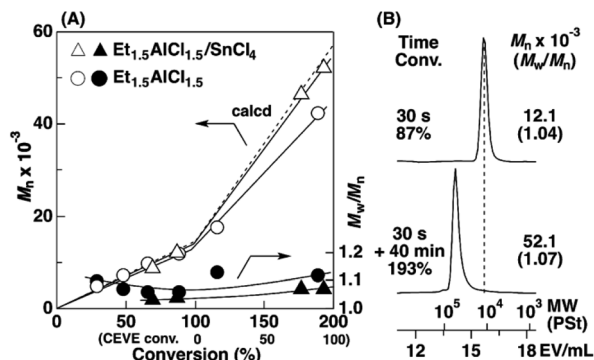


Fig. 2 (A) The M_n and M_w/M_n values and (B) MWD curves of the products obtained by the polymerization of ODVE (upper curve in B) and the subsequent block copolymerization with CEVE (lower curve): $[\text{ODVE}]_0 = 0.20$ M, $[\text{CEVE}]_{\text{add}} = 1.6$ M, $[\text{IBEA}]_0 = 4.0$ mM, [ethyl acetate] = 1.0 M, in toluene at 20 °C; for triangle symbols: $[\text{Et}_{1.5}\text{AlCl}_{1.5}]_0 = 5.0$ mM, $[\text{SnCl}_4]_0 = 10$ mM, $[\text{DTBP}]_0 = 10$ mM (entry 22, Table 1); for circle symbols: $[\text{Et}_{1.5}\text{AlCl}_{1.5}]_0 = 20$ mM.

a clear shift in the MWD to a higher MW region (Fig. 2B). The MWs of the block copolymers increased in agreement with the theoretical values with very narrow MWDs (triangle symbols in Fig. 2A). Notably, ^1H NMR analysis indicated that side reactions (dealcoholization) did not occur during the second-stage polymerization (Fig. 3B), unlike in the polymerization using only $\text{Et}_{1.5}\text{AlCl}_{1.5}$ at 20 °C (Fig. S1[†]). In addition, the products had an ODVE : CEVE molar ratio of 1 : 8, which is in agreement with the feed ratio of ODVE and CEVE (Fig. 3B). Moreover, diblock copolymers with various segment lengths were obtained by changing the amount of each monomer ($\text{ODVE}_n\text{-}b\text{-CEVE}_m$; $n = 10\text{--}50$, $m = 400\text{--}1200$, $M_n = 40\text{--}57 \times 10^3$, $M_w/M_n = 1.06\text{--}1.45$, entries 16–22, Table 1). Statistical copolymers composed of ODVE and CEVE were also successfully synthesized by living cationic copolymerization under the same conditions as those

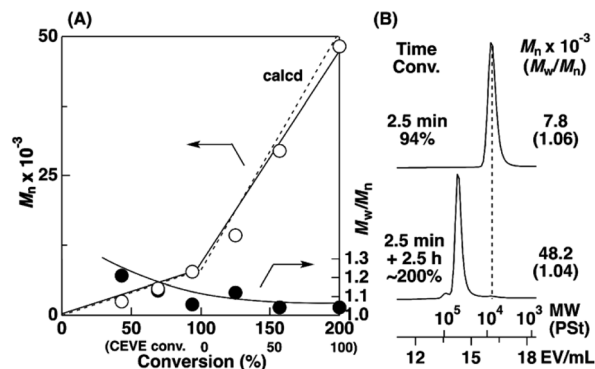


Fig. 4 (A) The M_n and M_w/M_n values and (B) MWD curves of the products obtained by the polymerization of PhOVE (upper) and the subsequent block copolymerization with CEVE (lower): $[\text{PhOVE}]_0 = 0.20$ M, $[\text{CEVE}]_{\text{add}} = 1.6$ M, $[\text{IBEA}]_0 = 4.0$ mM, $[\text{Et}_{1.5}\text{AlCl}_{1.5}]_0 = 5.0$ mM, $[\text{SnCl}_4]_0 = 10$ mM, $[\text{DTBP}]_0 = 10$ mM, $[\text{1,4-dioxane}] = 1.2$ M in toluene at 0 °C (entry 25, Table 1).

employed for block copolymerization (entry 23, Table 1; Fig. S2[†]).

The copolymers of PhOVE and CEVE were synthesized by living cationic polymerization with the $\text{Et}_{1.5}\text{AlCl}_{1.5}/\text{SnCl}_4$ -combined system at 0 °C. PhOVE has an aromatic ring in its side chain.²⁶ The copolymers had an M_n comparable to the theoretical value and a narrow MWD (Fig. 4). The ^1H NMR spectra of both poly(PhOVE) and PhOVE-*b*-CEVE showed no peaks associated with side reactions (Fig. S3[†]). The lengths of each segment of the block copolymer were calculated to be approximately 50 and 400 units for the PhOVE and CEVE segments, respectively, based on ^1H NMR analysis of the obtained product. Furthermore, diblock copolymers with various PhOVE segment lengths were obtained by varying the amount of PhOVE ($\text{PhOVE}_n\text{-}b\text{-CEVE}_{400}$; $n = 10\text{--}100$, $M_n = 44\text{--}56 \times 10^3$, $M_w/M_n = 1.03\text{--}1.04$, entries 24–26 in Table 1).

The chlorine atoms in the CEVE segment of these obtained diblock copolymers were substituted with arbitrary imidazole derivative in the presence of NaI in DMF at 80 °C for 72 h.^{22,29} Subsequently, the diblock copolymers were treated with five molar equivalents of sodium, potassium, or lithium salts having various anions in water for 24 h, which resulted in the exchange of the counteranions. Analysis of ^1H NMR confirmed that both the introduction of imidazolium cation and the subsequent counteranion exchange proceeded quantitatively (Fig. S4[†]).

3.2 Relationship between physical gelation behavior in water and the structures of the amphiphilic diblock copolymers having ionic liquid segments

In this section, the relationship between physical gelation in water and the structures of amphiphilic diblock copolymers with pendant ionic liquid segments was investigated, as shown in Scheme 2.

3.2.1 Influence of the counteranion of the ionic liquid segments on the physical gelation behavior in water. The physical gelation behavior of the amphiphilic diblock copolymers in water changed depending on the counteranions of the

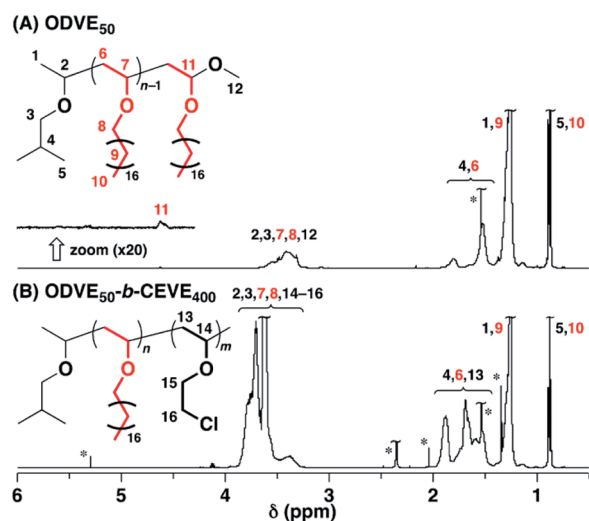
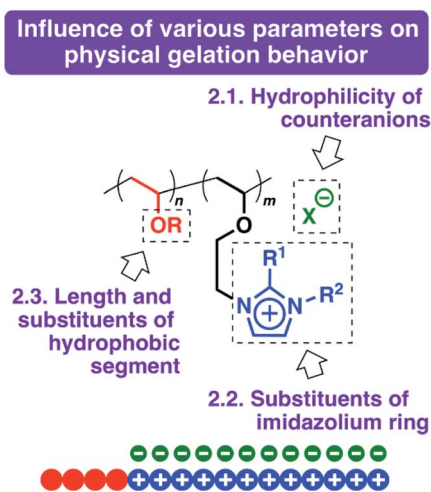


Fig. 3 ^1H NMR spectra of (A) ODVE_{50} (the upper in Fig. 2B) and (B) $\text{ODVE}_{50}\text{-}b\text{-CEVE}_{400}$ (entry 22, Table 1; the lower in Fig. 2B) (in CDCl_3 at 30 °C; * toluene, ethyl acetate, water, CH_2Cl_2).





Scheme 2 Summary of relationship between physical gelation behavior and structures of amphiphilic diblock copolymers.

ionic liquid segments. The physical gelation behavior was investigated for diblock copolymers consisting of 50 IBVE units and 400 dimethylimidazolium ([Me₂Im]) units with various counteranions. In the previous study, we found that an aqueous solution of the copolymer with BF₄⁻ as the counteranion exhibited UCST-type thermosensitive physical gelation behavior at a very low concentration, such as 1 wt% in water.²² The copolymers with different counteranions were prepared *via* anion exchange from BF₄⁻ to Cl⁻, hexafluoroantimonate (SbF₆⁻), hexafluorophosphate (PF₆⁻), or bis(trifluoromethanesulfonyl)imide (NTf₂⁻) through reactions with the corresponding sodium, potassium, or lithium salts followed by dialysis in water. ¹H NMR spectroscopy confirmed that both the introduction of 1,2-dimethylimidazole and the various counteranion exchanges proceeded quantitatively. A 0.2 wt% aqueous solution of the diblock copolymer with Cl⁻ as the counteranion gelled at 30 °C (entry 2 in Table 2). The aqueous solution did not become sol even upon cooling to 0 °C. However, the copolymers with SbF₆⁻, PF₆⁻, and NTf₂⁻, which are more hydrophobic counteranions than BF₄⁻, did not form physical gels (entries 3–5). The copolymers containing SbF₆⁻, PF₆⁻, or NTf₂⁻ were insoluble in water. The results indicate that the solubility of the amphiphilic diblock copolymers in water changes based on the hydrophobicity/hydrophilicity of the counteranions of the ionic liquid-type segments.¹⁷

To examine the thermosensitivity of the physical gelation behavior of the copolymers with Cl⁻ as the counteranion in water, we conducted DLS measurements with a 0.01 wt% aqueous solution at various temperatures. IBVE₅₀-*b*-[Me₂Im][Cl]₄₀₀ forms micelles with a diameter of approximately 200 nm at 55 °C (open circle symbols in Fig. 5A). Interestingly, the diameter remained almost constant (*ca.* 200 nm) as the temperature was decreased from 55 °C to 10 °C (Fig. 5B). In our previous study, we reported that the diameter of IBVE₅₀-*b*-[Me₂Im][BF₄]₄₀₀ decreased from 190 nm at 55 °C to 140 nm at 15 °C in water. This behavior was due to the thermosensitivity of the [Me₂Im][BF₄] segments.^{17,22} The aqueous solution of IBVE₅₀-*b*-[Me₂Im][BF₄]₄₀₀ gelled at 25 °C *via* packing of the large micelles with extended corona chains based on electrostatic repulsion and hydration of the ionic liquid segments.^{22,36} This result corresponds to the temperature-independent physical gelation of IBVE₅₀-*b*-[Me₂Im][Cl]₄₀₀ in water (entry 2 in Table 2).

The amphiphilic copolymer with Cl⁻ as the counteranion exhibited physical gelation behavior at a very low concentration in water. IBVE₅₀-*b*-[Me₂Im][Cl]₄₀₀ formed a gel at 0.2 wt% in water (entry 2 in Table 2). However, the critical gelation concentration of the BF₄⁻ analogue (IBVE₅₀-*b*-[Me₂Im][BF₄]₄₀₀) was 0.7 wt% (entry 1). The hydrogen-bonding ability of Cl⁻ has been experimentally and theoretically demonstrated to be much higher than that of BF₄⁻ in bulk ionic liquids.^{37–40} Cl⁻-containing polymers may form micelles with smaller numbers of polymer chains than their BF₄⁻ counterparts, and/or the stronger interactions of the Cl⁻-containing segments with water molecules or other micelles may contribute to micelle packing or percolation at a lower concentration compared to that for the BF₄⁻-containing polymer.

3.2.2 Influence of the substituents of the imidazolium ring in the ionic liquid-type segments on the physical gelation behavior in water. A hydrogen atom at the 2-position of the imidazolium ring had only a small effect on the physical gelation behavior of the amphiphilic diblock copolymers in water. To examine the effects of substituents of the imidazolium ring, we synthesized diblock copolymers with 50 IBVE units and ionic liquid-type segments with methylimidazolium ([MeIm]), ethylimidazolium ([EtIm]), and butylimidazolium ([BuIm]) moieties (Fig. S4†) and compared them with IBVE₅₀-*b*-[Me₂Im][BF₄]₄₀₀. In our previous study, an aqueous solution of the IBVE₅₀-*b*-[Me₂Im][BF₄]₄₀₀ exhibited UCST-type thermosensitive physical gelation behavior in water due to the thermosensitivity of the [Me₂Im][BF₄] segments.^{17,22} ¹H NMR analysis confirmed that the

Table 2 Solubility and physical gelation behavior of IBVE₅₀-*b*-[Me₂Im][X]₄₀₀ in aqueous solution

Entry	X ⁻ =	Gelation ^a	Thermosensitivity	Critical gelation concentration
1 (ref. 22)	BF ₄ ⁻	Gel	UCST-type	0.7 wt%
2	Cl ⁻	Gel	Temperature-independent	0.2 wt%
3	SbF ₆ ⁻	Insoluble	—	—
4	PF ₆ ⁻	Insoluble	—	—
5	NTf ₂ ⁻	Insoluble	—	—

^a Determined by the test-tube inversion method at 30 °C.



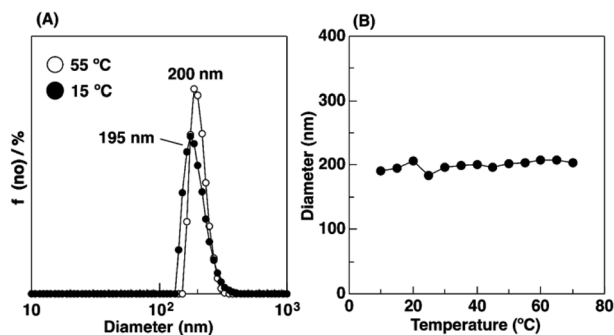


Fig. 5 DLS measurement for 0.01 wt% aqueous solution of IBVE₅₀-*b*-[Me₂Im][Cl]₄₀₀. (A) The results at 15 and 55 °C and (B) the diameter at different temperature.

introduction of imidazolium moieties into the side chains proceeded quantitatively (99–100%; entries 2–4 in Table 3). A 1 wt% aqueous solution of IBVE₅₀-*b*-[EtIm][BF₄]₄₀₀, which is an isomer of [Me₂Im] with a hydrogen atom at the 2-position,^{11,41} formed a gel. The solution turned from gel to sol gradually at approximately 12 °C on cooling (entry 3). The gelation behavior and critical gelation concentration were almost the same as those of the IBVE₅₀-*b*-[Me₂Im][BF₄]₄₀₀ counterpart, indicating that hydrogen bonding at the 2-position had only a small effect on the physical gelation behavior.

The length of the alkyl group of the imidazolium ring influenced the physical gelation behavior of the amphiphilic diblock copolymers in water. A 1 wt% aqueous solution of IBVE₅₀-*b*-[MeIm][BF₄]₄₀₀, which has a shorter alkyl group than the other copolymers, formed physical gel. The solution remained in the gel state even at 0 °C (entry 2 in Table 3), unlike IBVE₅₀-*b*-[EtIm][BF₄]₄₀₀ (entry 3). Since the UCST-type phase separation temperature of poly([MeIm]) (5 °C) is lower than that of poly([EtIm]) (8 °C),¹⁷ the difference in the gelation temperature is most likely related to the difference in the phase separation temperature. IBVE₅₀-*b*-[BuIm][BF₄]₄₀₀, which has longer alkyl groups than the other copolymers, was insoluble in water over the whole concentration and temperature range examined (entry 4). The solubility and gelation behavior of the

Table 4 Status of aqueous solutions of VE_{*n*}-*b*-[Me₂Im][BF₄]₄₀₀ with various hydrophobic segments at different concentrations^a

Entry	Hydrophobic VE	Unit (<i>n</i>)	Conc. (wt%)			
			1	0.8	0.6	0.4
1	IBVE	50	Gel	Gel	Sol	—
2	IBVE	100	Gel	Sol	—	—
3	PhOVE	50	Gel	Gel	Gel	Sol
4	PhOVE	100	Gel	Gel	Gel	Sol
5	ODVE	10	Gel	Gel	Gel	Sol

^a Determined using the test-tube inversion method at 50 °C.

amphiphilic diblock copolymers in water were dependent on the structures of the ionic liquid-containing poly(VE) segments.¹⁷

The amphiphilic diblock copolymers possessing Cl⁻ as counteranions rather than BF₄⁻ exhibited physical gelation behavior at a lower concentration in water regardless of the substituents on the imidazolium moieties (entries 5–8 in Table 3). Even a diblock copolymer with [BuIm][Cl] segments, which was insoluble in water before ion exchange from BF₄⁻ (entry 4), exhibited physical gelation behavior in water (entry 8). Interestingly, the critical concentration varied depending on the substituents on the imidazolium ring. For example, the concentrations of IBVE₅₀-*b*-[MeIm][Cl]₄₀₀, IBVE₅₀-*b*-[EtIm][Cl]₄₀₀, and IBVE₅₀-*b*-[BuIm][Cl]₄₀₀ were 0.2, 0.4, and 0.6 wt%, respectively. These results indicate that the substituents on the imidazolium ring may be related to the micelle packing behavior at a low concentration in water.

3.2.3 Influence of the length of the hydrophobic segments and their substituents on the physical gelation behavior in water. The length of the hydrophobic segments also influenced the physical gelation behavior of the amphiphilic diblock copolymers in water. Copolymers consisting of 400 [Me₂Im][BF₄] units and IBVE segments with various lengths, such as 10–200 units, were synthesized by living cationic polymerization and subsequent modification. The introduction of 1,2-dimethylimidazole (97–100%; Table S1†) and the

Table 3 Physical gelation behavior of amphiphilic block copolymers IBVE₅₀-*b*-[R¹R²Im][X]₄₀₀ with various imidazolium cations and counteranions in aqueous solution

Entry	IBVE ₅₀ - <i>b</i> -[R ¹ R ² Im][X] ₄₀₀			Critical gelation concentration ^a	Gelation temperature ^b
	R ¹ =	R ² =	X ⁻ =		
1 (ref. 22)	Me	Me	BF ₄	0.7 wt%	25 °C
2	H	Me	BF ₄	0.2 wt%	Below 0 °C
3	H	Et	BF ₄	0.8 wt%	12 °C
4	H	Bu	BF ₄	—	Insoluble
5	Me	Me	Cl	0.2 wt%	Temperature-independent
6	H	Me	Cl	0.2 wt%	Temperature-independent
7	H	Et	Cl	0.4 wt%	Temperature-independent
8	H	Bu	Cl	0.6 wt%	Temperature-independent

^a Status of solution at 50 °C. ^b Status in 1 wt% aqueous solution.



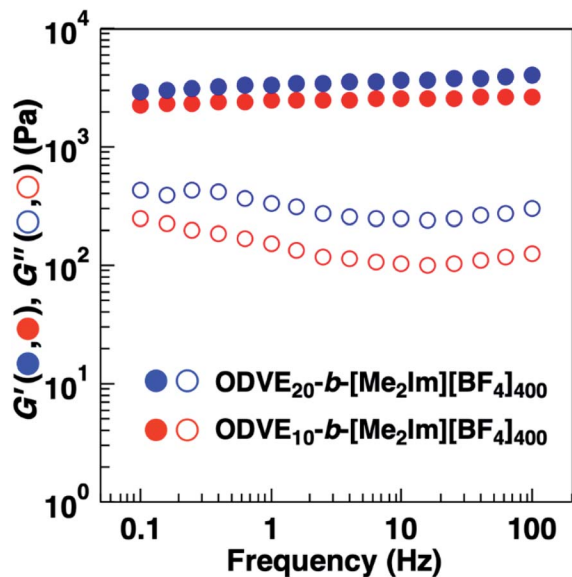


Fig. 6 Frequency dependence of dynamic moduli, storage modulus G' (filled symbols) and loss modulus G'' (open symbols) of $\text{ODVE}_n\text{-}b\text{-}[\text{Me}_2\text{Im}][\text{BF}_4]_{400}$ ($n = 10$ and 20) in 10 wt% aqueous solutions at 55 °C.

subsequent counteranion exchange proceeded quantitatively, which was confirmed by analysis of the ^1H NMR spectra of the final products. To examine the influence of the hydrophobic segment lengths on the gelation behavior in water, we prepared 1 wt% aqueous solutions of these diblock copolymers. The block copolymers with IBVE segments consisting of 20–100 units gelled in 1 wt% aqueous solution (entries 2–6 in Table S1†). In addition, the copolymers with shorter IBVE segments had lower gelation temperatures. On the other hand, a 1 wt% aqueous solution of $\text{IBVE}_{10}\text{-}b\text{-}[\text{Me}_2\text{Im}][\text{BF}_4]_{400}$, which has the shortest IBVE segments ($n = 10$) among the prepared copolymers, did not form a gel. However, the copolymer gelled at a higher concentration (3 wt%) in water (entry 1 in Table S1†). In addition, $\text{IBVE}_{200}\text{-}b\text{-}[\text{Me}_2\text{Im}][\text{BF}_4]_{400}$, which has the longest IBVE segments, did not form a gel due to the low solubility of the

copolymer in water (entry 7 in Table S1†). The results indicate that an appropriate hydrophobic segment length in the amphiphilic diblock copolymer is important for achieving physical gelation at low concentrations in water.

The substituents of the hydrophobic segments also influenced the physical gelation behavior of the amphiphilic diblock copolymers in water. A 0.6 wt% aqueous solution of the amphiphilic diblock copolymers with PhOVE segments exhibited physical gelation behavior (entries 3 and 4 in Table 4). Amphiphilic diblock copolymers with ODVE segments bearing long alkyl side chains that enhance crystallinity also form gels in water at 0.6 wt% (entry 5 in Table 4, Fig. S5†). The ODVE segment length sufficient for physical gelation behavior in water was 10 units due to the high hydrophobicity of the side chain. These copolymers (entries 3–5) also exhibited UCST-type thermosensitive physical gelation behavior derived from the thermosensitivity of the $[\text{Me}_2\text{Im}][\text{BF}_4]$ segments as in the case of the copolymers with IBVE segments (entries 1 and 2). To examine the influence of the substituents and chain lengths of the hydrophobic segments on the viscoelastic behavior of the physical gels, we performed dynamic viscoelasticity measurements of the aqueous solutions containing the amphiphilic diblock copolymers with ODVE or PhOVE chains as the hydrophobic segments. The storage modulus (G') of the copolymers was almost constant over a wide range of frequencies and was higher than the loss modulus (G''), and both were frequency-independent, which is consistent with the behavior of a typical physical gel (Fig. 6 and S6†). In addition, the G' of the copolymers with PhOVE segments increased as the PhOVE segment length increased (Fig. S6†).

3.2.4 Design of amphiphilic diblock copolymers for physical gelation at an extremely low concentration in water. Our goal was to design amphiphilic diblock copolymers to achieve physical gelation at extremely low concentrations in water based on the results described above by varying the properties and chain lengths of the hydrophobic and ionic liquid-type segments. These results are summarized in Table 5 and S2.† The results indicate that the copolymers with $[\text{MeIm}]$ units as

Table 5 Status of aqueous solutions of various amphiphilic block copolymers at different concentrations^a

Entry	Hydrophobic VE	Unit (n)	Cation	Anion	Unit (n)	Conc. (wt%)			
						1	0.4	0.2	0.1
1	IBVE	50	Me_2Im	BF_4	400	Gel	Sol	—	—
2	IBVE	50	Me_2Im	Cl	400	Gel	Gel	Gel	Sol
3	IBVE	50	MeIm	BF_4	400	Gel	Gel	Gel	Sol
4	IBVE	50	MeIm	Cl	400	Gel	Gel	Gel	Sol
5	IBVE	50	Me_2Im	BF_4	800	Gel	Gel	Gel	Sol
6	ODVE	10	Me_2Im	BF_4	800	Gel	Gel	Sol	—
7	ODVE	10	Me_2Im	Cl	800	Gel	Gel	Gel	Sol
8	ODVE	10	Me_2Im	BF_4	1200	Gel	Gel	Sol	—
9	ODVE	10	Me_2Im	Cl	1200	Gel	Gel	Sol	—
10	ODVE	20	Me_2Im	BF_4	1200	Gel	Gel	Sol	—
11	ODVE	20	Me_2Im	Cl	1200	Gel	Gel	Gel	Sol

^a Determined using the test-tube inversion method (gel: retention, sol: flow) at 50 °C.



the cation or Cl^- as the counteranion gelled at 0.2 wt% in water (entries 2–4 in Table 5). Both [MeIm] and Cl^- units likely contributed to improving the hydrophilicity of the amphiphilic copolymers. In addition, a copolymer with a long $[\text{Me}_2\text{Im}][\text{BF}_4]$ segment (800 units) gelled at 0.2 wt% (entry 5), which is a lower concentration than the critical concentration of a copolymer with shorter $[\text{Me}_2\text{Im}][\text{BF}_4]$ segments (400 units; entry 1). Amphiphilic diblock copolymers with appropriately long ODVE segments and a long ionic liquid-type segment, such as 1200 units, also formed gels at extremely low concentrations in water. Copolymers consisting of 10 ODVE units and 800 [Me₂Im] units with Cl as the counteranion gelled in water at 0.2 wt% (entry 7). However, copolymers consisting of ionic liquid-type segments longer than 800 units formed gels at higher concentrations in water (entries 8–10). Interestingly, the copolymer consisting of longer ODVE segments, such as 20 units, and 1200 [Me₂Im][Cl] units has an extremely low critical concentration (0.2 wt%) in water (entry 11).

These results indicate that highly hydrophilic units, such as [MeIm] units, as cations or Cl^- as counteranions, and long ionic liquid-type segments are effective for physical gelation at extremely low concentrations in water. In addition, hydrophobic segments with sufficient hydrophobicity, such as ODVE segments, and appropriate chain lengths are required. The balance between these factors is likely responsible for the formation of stable micelles composed of amphiphilic diblock copolymers and gelation due to the efficient packing or percolation of the micelles at low concentrations in water.

4 Conclusions

Amphiphilic diblock copolymers prepared by living cationic polymerization and subsequent chemical modification exhibited different physical gelation behaviors in water depending on the hydrophilicity of the ionic liquid-type segments and the substituents on the hydrophobic segments. In the well-controlled cationic block copolymerization of ODVE and CEVE, a suitable temperature and initiating system were important to avoid both gelation due to aggregation of poly(ODVE) chains and side reactions, such as dealcoholization. For example, the polymerization of ODVE at 0 °C ceased at a monomer conversion of approximately 40% due to aggregation of the poly(ODVE) chains. However, the well-controlled polymerization without the aggregations proceeded at 20 °C. Subsequently, the chlorine atoms in the precursor copolymers were quantitatively substituted by the introduction of various imidazole derivatives and the subsequent counteranion exchange. The physical gelation behavior of the amphiphilic copolymers in water varied depending on the structure and length of both the hydrophobic and hydrophilic segments. Amphiphilic diblock copolymers with highly hydrophilic units, such as [MeIm] units or Cl^- , as an ionic liquid-type segment exhibited physical gelation behavior at 0.2 wt% in water. In addition, a sufficiently hydrophobic but short segment (*i.e.*, ODVE units) was effective for the gelation of copolymers with long ionic liquid-type segments, such as 800 or 1200 units, at 0.2 wt% in water. These results indicate that the appropriate

design of amphiphilic copolymers is important for physical gelation at extremely low concentrations in water. The results of this study provide a new platform for designing amphiphilic diblock copolymers that exhibit physical gelation in water.

Conflicts of interest

There are no conflicts to declare.

Acknowledgements

We thank the group of Prof. Tadashi Inoue (Osaka University) for dynamic viscoelasticity measurement. This work was partially supported by the JSPS KAKENHI Grant Number 17H03068.

Notes and references

- H. Ringsdorf, B. Schlarb and J. Venzmer, *Angew. Chem., Int. Ed. Engl.*, 1988, **27**, 113.
- D. E. Descher and A. Eisenberg, *Science*, 2002, **297**, 967.
- V. Breedveld, A. P. Nowak, J. Sato, T. J. Deming and D. J. Pine, *Macromolecules*, 2004, **37**, 3943.
- H. G. Schild, *Prog. Polym. Sci.*, 1992, **17**, 163.
- H. Vihola, A. Laukkanen, L. Valtola, H. Tenhu and J. Hirvonen, *Biomaterials*, 2005, **26**, 3055.
- S. Qin, Y. Geng, D. E. Discher and S. Yang, *Adv. Mater.*, 2006, **18**, 2905.
- T. Yoshida, T. C. Lai, G. S. Kwon and K. Sako, *Expert Opin. Drug Delivery*, 2013, **10**, 1497.
- F. Chècot, S. Lecommandoux, H.-A. Klok and Y. Gnanou, *Eur. Phys. J. E*, 2003, **10**, 25.
- X. Tong, G. Wang, A. Soldara and Y. J. Zhao, *J. Phys. Chem. B*, 2005, **109**, 20281.
- M. Galinski, A. Lewandowski and I. Stepniak, *Electrochim. Acta*, 2006, **51**, 5567.
- T. Welton, *Chem. Rev.*, 1999, **99**, 2071.
- B. Y. W. Man, J. M. Hook and J. B. Harper, *Tetrahedron Lett.*, 2005, **46**, 7641.
- D. A. Jaeger and C. E. Tucker, *Tetrahedron Lett.*, 1989, **30**, 1785.
- A. Zicmanis, S. Katkevica and P. Mekss, *Catal. Commun.*, 2009, **10**, 614.
- G. Zhao, T. Jiang, H. Gao, B. Han, J. Huang and D. Sun, *Green Chem.*, 2004, **6**, 75.
- K. Seno, S. Kanaoka and S. Aoshima, *J. Polym. Sci., Part A: Polym. Chem.*, 2008, **46**, 5724.
- H. Yoshimitsu, A. Kanazawa, S. Kanaoka and S. Aoshima, *Macromolecules*, 2012, **45**, 9427.
- J. Yuan, D. Mecerreyes and M. Antonietti, *Prog. Polym. Sci.*, 2013, **38**, 1009.
- J. Yuan and M. Antonietti, *Polymer*, 2011, **52**, 1469.
- S. Washiro, M. Yoshizawa, H. Kanajima and H. Ohno, *Polymer*, 2004, **45**, 1577.
- H. Nakajima and H. Ohno, *Polymer*, 2005, **46**, 11499.
- D. Yokota, A. Kanazawa and S. Aoshima, *Polym. Chem.*, 2018, **9**, 5080.



- 23 P. Raffa, P. Brandenburg, D. A. Z. Wever, A. A. Breokhuis and F. Picchioni, *Macromolecules*, 2013, **46**, 7106.
- 24 A. V. Korobko, W. N. Jesse, A. Lapp, S. U. Egelhaaf and J. R. C. Maarel, *J. Chem. Phys.*, 2005, **122**, 024902.
- 25 S. Misra, W. L. Mattice and D. H. Napper, *Macromolecules*, 1994, **27**, 7090.
- 26 S. Sugihara, S. Matsuzono, H. Sakai, M. Abe and S. Aoshima, *J. Polym. Sci., Part A: Polym. Chem.*, 2001, **39**, 3190.
- 27 J. V. Crivello and D. A. Conlon, *J. Polym. Sci., Polym. Chem. Ed.*, 1983, **21**, 1785.
- 28 S. Aoshima and T. Higashimura, *Macromolecules*, 1989, **22**, 1009.
- 29 D. Valade, F. Boschet and B. Ameduri, *Macromolecules*, 2009, **42**, 7689.
- 30 K. Vijayakrishna, S. K. Jewrajka, A. Ruiz, R. Marcilla, J. A. Pomposo, D. Mecerreyes, D. Taton and Y. Gnanou, *Macromolecules*, 2008, **41**, 6299.
- 31 T. Yoshida, A. Kanazawa, S. Kanaoka and S. Aoshima, *J. Polym. Sci., Part A: Polym. Chem.*, 2005, **43**, 4288.
- 32 E. J. Goethals, W. Reyntjens, X. Zhang, B. Verdonck and T. Loontjens, *Macromol. Symp.*, 2000, **157**, 93.
- 33 X. Zhang, W. Reyntjens and E. J. Goethals, *Polym. Int.*, 2000, **49**, 277.
- 34 T. Yoshida, K. Seno, S. Kanaoka and S. Aoshima, *J. Polym. Sci., Part A: Polym. Chem.*, 2005, **43**, 1155.
- 35 K. Seno, A. Date, S. Kanaoka and S. Aoshima, *J. Polym. Sci., Part A: Polym. Chem.*, 2008, **46**, 4392.
- 36 L. Derici, S. Ledger, S. M. Mai, C. Booth, I. W. Hamley and J. S. Pedersen, *Phys. Chem. Chem. Phys.*, 1999, **1**, 2773.
- 37 L. Crowhurst, P. R. Mawdsley, J. M. Perez-Arlandis, P. A. Salter and T. Welton, *Phys. Chem. Chem. Phys.*, 2003, **5**, 2790.
- 38 S. Zhang, X. Qi, X. Ma, L. Lu and Y. J. Deng, *J. Phys. Chem. B*, 2010, **114**, 3912.
- 39 R. Macchieraldo, L. Esser, R. Elfggen, P. Voepel, S. Zahn, B. M. Smarsly and B. Kirchner, *ACS Omega*, 2018, **3**, 8567.
- 40 R. P. Matthews, C. Ashworth, T. Welton and P. A. Hunt, *J. Phys.: Condens. Matter*, 2014, **26**, 284112.
- 41 M. Galinski, A. Lewandowski and I. Stepniak, *Electrochim. Acta*, 2006, **51**, 5567.

