


 Cite this: *RSC Adv.*, 2020, 10, 34429

 Received 27th July 2020  
 Accepted 2nd September 2020

DOI: 10.1039/d0ra06518h

[rsc.li/rsc-advances](http://rsc.li/rsc-advances)

# Progress and prospects in copper-catalyzed C–H functionalization

 Thaipparambil Aneeja,<sup>a</sup> Mohan Neetha,<sup>a</sup> C. M. A. Afsina<sup>a</sup>  
 and Gopinathan Anilkumar <sup>\*abc</sup>

Copper-catalyzed C–H functionalization is becoming a significant area in organic chemistry. Copper is now widely used as a catalyst in organic synthesis as it is inexpensive and not very toxic. Functionalization of C–H bonds to construct wide varieties of organic compounds has received much attention in recent times. This review focuses on the recent advances in Cu-catalyzed C–H functionalization and covers literature from 2018–2020.

## 1 Introduction

Carbon–hydrogen bond functionalization (C–H functionalization) is an organic transformation in which a C–H bond is replaced by a C–X bond (where X = C, N, O and S).<sup>1</sup> The development of new strategies for the direct conversion of C–H bonds to C–O, C–S, C–N and C–C bonds remains a crucial challenge in organic chemistry.<sup>2–5</sup> The major hurdle in the C–H functionalization is the inert nature of the C–H bond.<sup>6</sup> Although a great amount of research has been carried out in this field, the

issues of reactivity and selectivity of C–H bonds limit the wide applicability of this very useful, but difficult transformation.<sup>7</sup>

Recently, transition metal catalyzed C–H functionalization has emerged as an efficient and convenient synthetic pathway for the construction of a large number of complex organic compounds.<sup>8–10</sup> The reported methodologies disclosed the important role of transition metals such as Pd, Rh, Ru and Ir as catalyst in C–H functionalization.<sup>11–14</sup> These metals are found to be highly active in functionalizing C(sp<sup>3</sup>)–H, C(sp<sup>2</sup>)–H and C(sp)–H bonds.<sup>15</sup>

However, the high toxicity, low abundance and relatively high price of these metals hampered the wide application of these catalysts in C–H functionalization.<sup>16</sup> These disadvantages indicate the need to develop environmentally benign strategies for this type of reaction.<sup>17,18</sup>

The aspect of green chemistry encouraged scientists to use relatively less toxic first row transition metals (including Fe, Co, Ni

<sup>a</sup>School of Chemical Sciences, Mahatma Gandhi University, Priyadarsini Hills P.O., Kottayam, Kerala 686560, India. E-mail: anilgi1@yahoo.com; anil@mgu.ac.in; Fax: (+91) 481-2731036

<sup>b</sup>Advanced Molecular Materials Research Centre (AMMRC), Mahatma Gandhi University, Priyadarsini Hills P.O., Kottayam, Kerala 686560, India

<sup>c</sup>Institute for Integrated Programmes and Research in Basic Sciences (IIRBS), Mahatma Gandhi University, Priyadarsini Hills P.O., Kottayam, Kerala 686560, India



*Thaipparambil Aneeja was born in 1995 in Chittariparamba, Kannur, Kerala, India. She obtained her B.Sc. degree from Kannur University (Nirmalagiri College, Kuthuparamba) in 2016 and her M.Sc. degree from the Department of Applied Chemistry, CUSAT in 2018. She acquired first rank in M.Sc. Chemistry examination held in 2018 from CUSAT. She passed the CSIR-UGC National Eligibility Test 2019 for a research fellowship. Currently she is pursuing her doctoral research under the guidance of Dr G. Anilkumar in the School of Chemical Sciences, Mahatma Gandhi University, Kottayam.*



*Mohan Neetha was born in 1996 in Ernakulam, Kerala, India. She pursued her B.Sc. degree from St. Albert's College, Ernakulam in 2016 and her M.Sc. degree from Sacred heart College, Thevara in 2018. She acquired first rank in B.Sc. Chemistry examination held in 2016 from Mahatma Gandhi University, Kottayam. She qualified for a KSCSTE Fellowship-2018 as well as CSIR-UGC*

*National Eligibility Test-2019 and is currently doing her doctoral research under the guidance of Dr G. Anilkumar in the School of Chemical Sciences, Mahatma Gandhi University, Kottayam.*



and Cu) as catalyst.<sup>19,20</sup> Among them copper has received much attention as it is cheap and earth abundant.<sup>21</sup> Copper mediated reactions have a long history starting from the classical Glaser coupling.<sup>22–27</sup> Copper mediated reactions have gained significant popularity in recent times also.<sup>28</sup> The excellent functional group tolerance of copper mediated reactions offers new opportunities towards the synthesis of large variety of organic compounds.

The promising activity of copper salts and the recent progress in copper catalysis motivated scientific community to introduce copper in C–H functionalization. Most of the copper catalyzed C–H functionalization provides new synthetic pathways to complex organic compounds. A recent review in this area was reported by Yin and co-workers in 2018.<sup>29</sup> In the same year Kantam *et al.* also reported a review on “copper-catalyzed C–H activation”, discussing exclusively the reactions performed in their lab.<sup>30</sup> This review summarizes the recent advancements in the field of copper-catalyzed C–H functionalization and encompasses literature from 2018–2020. For simplicity and brevity, the topic is categorized based on the type of C–H bond which get functionalized by copper catalysis.

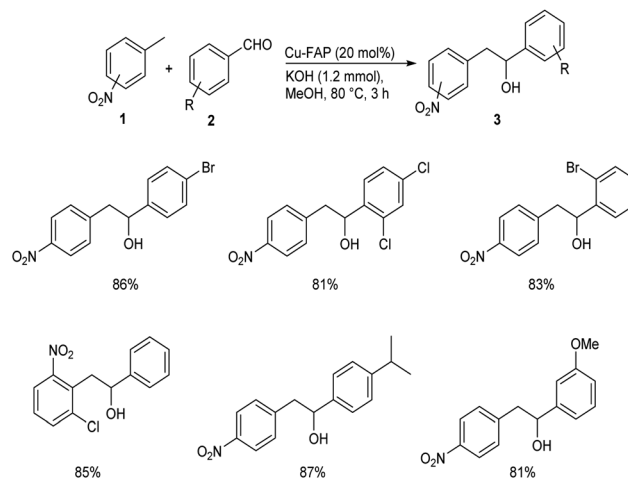
## 2 Copper-catalyzed Csp<sup>3</sup>–H functionalization

The functionalization of Csp<sup>3</sup>–H bond is more challenging due to its high bond dissociation energy and nonpolar character.



*C. M. A. Afsina was born in Kerala, India in 1993. She obtained her B.Sc. degree from Kannur University (Government Brennen College, Thalassery) in 2014 and her M.Sc. degree from the School of Chemical Sciences, Mahatma Gandhi University, Kottayam, Kerala, in 2016. She has qualified the CSIR-UGC National Eligibility Test 2019 with a research fellowship and is currently pursuing her doctoral*

*research under the guidance of Dr G. Anilkumar in the School of Chemical Sciences, Mahatma Gandhi University, Kottayam.*



Scheme 1 Copper fluorapatite (CuFAP) catalyzed synthesis of 1,2-diarylethanol.

Even though effective catalytic system for C–H functionalization is limited, recent works suggest that copper can act as efficient catalyst for this transformation.<sup>31,32</sup>

### 2.1 C–C bond formation

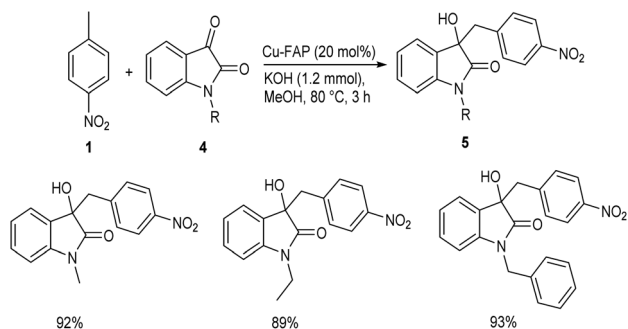
C–C bond formation is an important transformation in the field of synthetic organic chemistry.<sup>33</sup> Therefore, the C–C bond



*Gopinathan Anilkumar was born in Kerala, India and took his Ph D in 1996 from Regional Research Laboratory (renamed as NIIST-CSIR), Trivandrum with Dr Vijay Nair. He did postdoctoral studies at University of Nijmegen, The Netherlands (with Professor Binne Zwanenburg), Osaka University, Japan (with Professor Yasuyuki Kita), Temple University, USA (with Professor Franklin A.*

*Davis), Leibniz-Institut für Organische Katalyse (IfOK), Rostock, Germany (with Professor Matthias Beller) and Leibniz-Institut für Katalyse (LIKAT), Rostock, Germany (with Professor Matthias Beller). He was a senior scientist at AstraZeneca (India). Currently he is a Professor in Organic Chemistry at the School of Chemical Sciences, Mahatma Gandhi University in Kerala, India. His research interests are in the areas of organic synthesis, medicinal chemistry, heterocycles and catalysis. He has published more than 100 papers in peer-reviewed journals, 7 patents, three book chapters and edited two books entitled “Copper Catalysis in Organic Synthesis” (Wiley-VCH, 2020) and “Green Organic Reactions” (Springer, in press). He has received a Dr S. Vasudev Award from the Govt. of Kerala, India for best research (2016) and Evonik research proposal competition award (second prize 2016). His h-index is 29.*



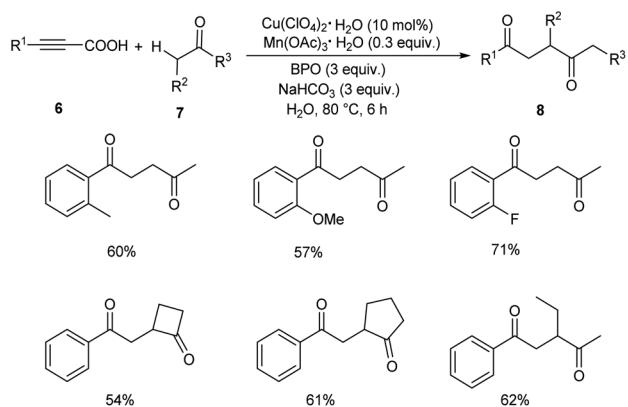


Scheme 2 Synthesis of 1,2-diarylethanol from substituted nitrotoluene and isatin.

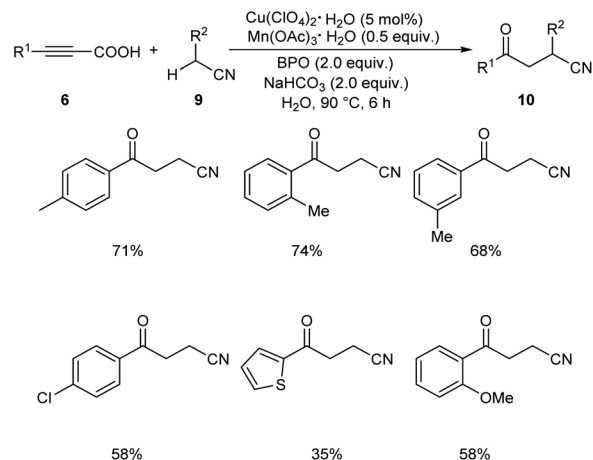
forming reactions through C–H activation is a predominant area of research for the scientific community.

In 2018, Mulla and co-workers reported an efficient synthetic strategy for the development of 1,2-diarylethanol **3** *via* copper fluorapatite (CuFAP) catalyzed C(sp<sup>3</sup>)–H functionalization of substituted nitrotoluene **1** with aldehydes **2**.<sup>34</sup> They have extensively studied the substrate scope of this method under optimized conditions (**1** (1 mmol), **2** (1.2 mmol), CuFAP catalyst (20 mol%), KOH (1.2 mmol) in methanol (3 mL) solvent at 80 °C for 3 h) (Scheme 1). The substrate scope was found to be wide with various nitrotoluenes to furnish good yields of product. Further exploration of this reaction revealed that both electron-rich and electron-withdrawing aldehydes gave the desired product in excellent yields. Feasibility of this reaction with various heterocyclic aldehydes encouraged them to perform this reaction using isatin **4** and they succeeded in achieving the required product **5** in excellent yields (Scheme 2).

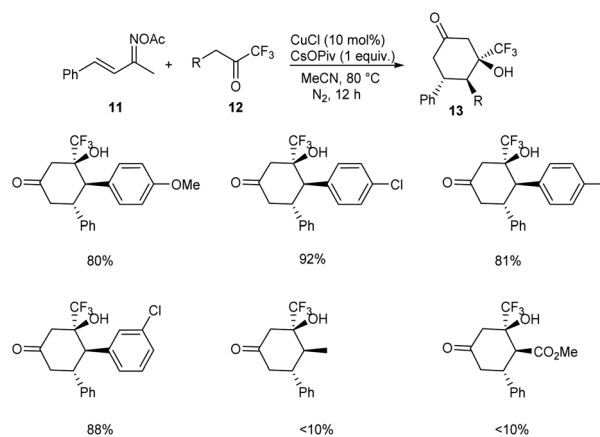
Later in 2019, Li and co-workers put forward Cu-catalyzed decarboxylative oxyalkylation of alkynyl carboxylic acids **6** with ketones **7** and alkylnitriles **9** through direct C(sp<sup>3</sup>)–H functionalization to furnish  $\gamma$ -diketones **8** and  $\gamma$ -ketonitriles **10** respectively.<sup>35</sup> Optimisation studies disclosed the use of 10 mol% of Cu(ClO<sub>4</sub>)<sub>2</sub>·6H<sub>2</sub>O as catalyst, 0.3 equiv. of Mn(OAc)<sub>3</sub>·2H<sub>2</sub>O as additive, 3 equiv. of benzoyl peroxide (BPO) as oxidant in H<sub>2</sub>O at 80 °C for 6 h (Scheme 3). Arylpropionic acids



Scheme 3 Decarboxylative oxyalkylation of alkynyl carboxylic acids with ketones.



Scheme 4 Decarboxylative oxyalkylation of alkynyl carboxylic acids with alkylnitriles.

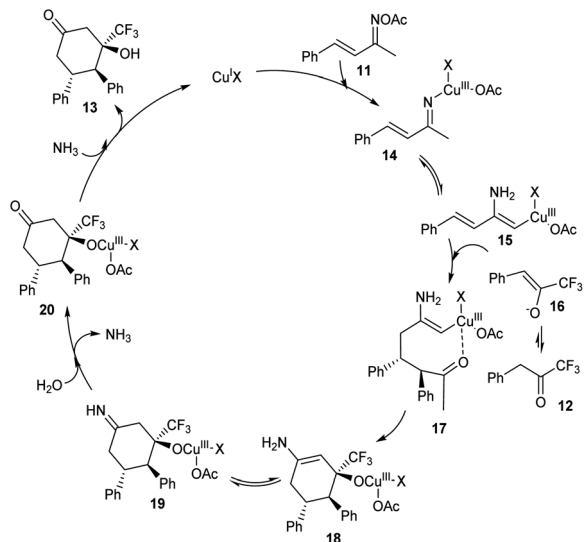


Scheme 5 Synthesis of 3-trifluoromethylated 3-hydroxy-cyclohexan-1-ones.

bearing electron-donating and electron-withdrawing groups afforded the desired product in moderate yields. In the case of ketones both primary and secondary ketones were found amenable to this strategy. Replacement of ketones by alkylnitriles in this methodology resulted in the formation of  $\gamma$ -ketonitriles (Scheme 4). Both electron-rich and electron-poor phenylpropionic acid were found suitable substrates to this protocol. However, heterocyclic thienylpropionic acid achieved the required product in only 35% yield. They carried out the reaction in gram scale and achieved the expected product in 72% yields.

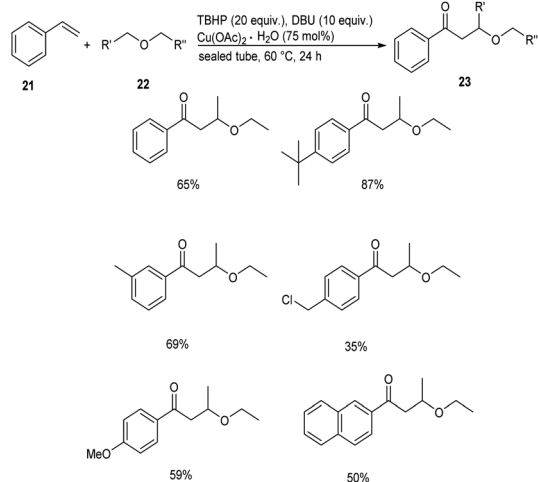
A methodology for the synthesis of 3-trifluoromethylated 3-hydroxy-cyclohexan-1-ones **13** *via* copper-catalyzed reaction involving  $\alpha,\beta$ -unsaturated ketoxime acetates **11** and trifluoromethyl ketones **12** was established.<sup>36</sup> In the optimized conditions **11** and **12** underwent diastereoselective [4 + 2] annulation in the presence of 10 mol% CuCl as catalyst and CsOPiv (1 equiv.) as base in CH<sub>3</sub>CN under N<sub>2</sub> at 80 °C for 12 h (Scheme 5). Further studies revealed that the reaction was feasible with various substituents on the phenyl ring including



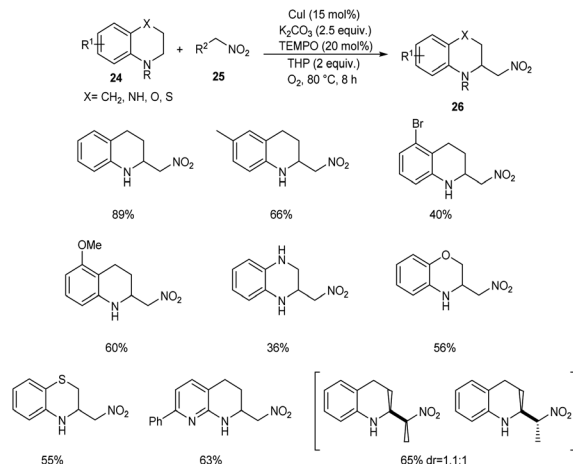


Scheme 6 Mechanism involving internal oxidant-promoted C(sp<sup>3</sup>)-H functionalization (this figure has been reproduced from ref. 36 with permission from American Chemical Society, copyright 2019).

alkyl, methoxyl, halogen and nitro substituents. Unfortunately, 1,1,1-trifluoropentan-2-one and methyl 4,4,4-trifluoro-3-oxobutanoate achieved the required product in low yields (<10%). Synthesis of 3-trifluoromethylated cyclohex-2-en-1-one, a precursor for different trifluoromethylated molecules through regioselective dehydration of 3-trifluoromethylated 3-hydroxycyclohexan-1-ones further proved the synthetic utility of this protocol. The major significance of this transformation is the functionalization of less acidic C(sp<sup>3</sup>)-H bond instead of more acidic one *via* an internal oxidative C(sp<sup>3</sup>)-H functionalization method. The proposed mechanism begins with the formation of organo copper(III) intermediate **14** *via* the insertion of copper catalyst into the N-O bond of **11**. The next step includes isomerisation of **14** to **15**. The addition of **15** and **16** generates intermediate **17**, which further converts to a cyclic enamine



Scheme 7 Synthesis of difunctionalization products from styrenes.

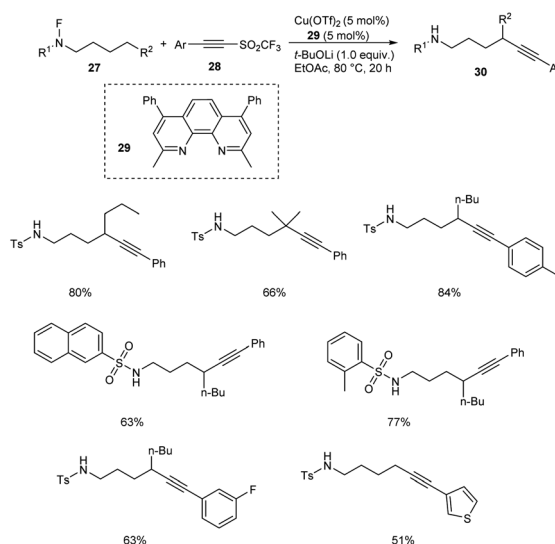


Scheme 8 C(sp<sup>3</sup>)-H nitroalkylation of *N*-unsubstituted (hetero)arene-fused cyclic amines with nitroalkanes.

copper(III) intermediate **18** through intramolecular aldol reaction. Further, **18** isomerises to **19**. Then the intermediate **19** on hydrolysis by *in situ* formed H<sub>2</sub>O generates **20**. The reduction of **20** with the NH<sub>3</sub> achieves the desired product **13** (Scheme 6).

Meanwhile, Xing and co-workers established a Cu(OAc)<sub>2</sub> catalyzed cross coupling reaction between styrenes **21** and chain ethers **22** to afford direct difunctionalization products **23**.<sup>37</sup> This methodology involves the functionalization of inert C(sp<sup>3</sup>)-H bond of ethers with styrenes. They studied the scope of the reaction under optimized conditions [styrene (0.125 mmol), chain ether (5.0 mL), TBHP (*tert*-butyl hydroperoxide) (20 equiv.), DBU (10 equiv.), Cu(OAc)<sub>2</sub>·H<sub>2</sub>O (75 mol%)] and obtained excellent yields of the desired products (Scheme 7). For this reaction electronic effect was found to be dominant over steric effect. The proposed mechanism was confirmed by DFT simulation and theory calculation.

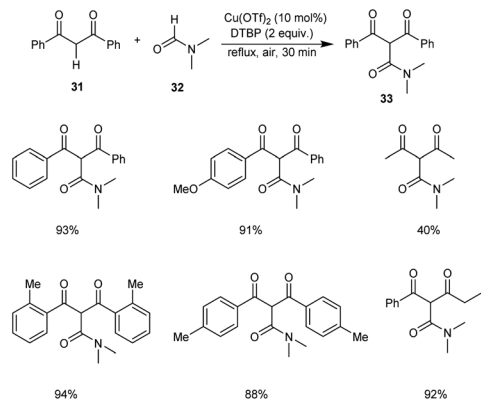
Zhang and co-workers developed a new protocol for the  $\alpha$ -C(sp<sup>3</sup>)-H nitroalkylation of *N*-unsubstituted (hetero)arene-



Scheme 9 Copper-mediated alkynylation of *N*-fluoro-sulfonamides.







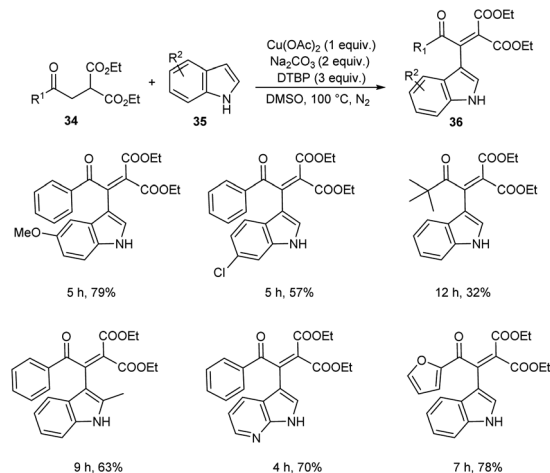
Scheme 10 Synthesis of 2-carbamoyl-1,3-dicarbonyl compounds.

fused cyclic amines **24** with nitroalkanes **25** to furnish 2-nitromethylated product **26**.<sup>38</sup> From the wide substrate scope studies under optimised conditions (CuI (15 mol%), TEMPO (20 mol%), K<sub>2</sub>CO<sub>3</sub> (2.5 equiv.) and TBHP/O<sub>2</sub> at 80 °C) it was observed that different variety of heteroarene-fused cyclic amines participated well in this reaction (Scheme 8). The major characteristics of this method include high functional group tolerance and operational simplicity. The synthesis of 2-aminoalkyl arene-fused cyclic amines from the obtained products further confirmed the application of this method in the synthetic organic chemistry.

Very recently, copper-mediated alkylation of *N*-fluoro-sulfonamides **27** using acetylene sulfones **28** was reported by Wu *et al.* (Scheme 9).<sup>39</sup> Cu(OTf)<sub>2</sub> was the active catalyst and dimethyl-4,7-diphenyl-1,10-phenanthroline **29** was the efficient ligand to achieve the alkylation products **30** at 80 °C in ethyl acetate. The conditions were found successful for the synthesis of a large number of internal alkynes employing different variety of substrates. The substrate scope was well tolerated with different aromatic sulfonyl substituted acetylenes. However, the (iodoethynyl)benzene failed to give the desired product. The reaction was also found efficient towards the late-stage functionalization of the medicine celecoxib.

An efficient protocol for the construction of 2-carbamoyl-1,3-dicarbonyl compounds **33** from formamides **32** and 1,3-dicarbonyl compounds **31** was established by Zou and co-workers.<sup>40</sup> The optimised conditions were found to be 10 mol% of Cu(OTf)<sub>2</sub> along with 3 equiv. of *di-tert*-butyl peroxide (DTBP) (Scheme 10). Aromatic 1,3-diketones with *ortho*-substituents gave better yields of products compared to the *para*-substituted ones. Hence, this reaction was not influenced by the steric hindrance of the substrates.

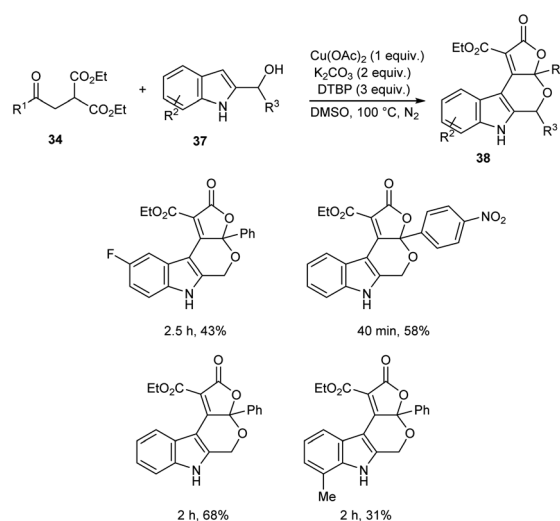
A novel strategy for 3-functionalized indoles **36** was established.<sup>41</sup> In this reaction,  $\alpha$ -acylmethyl malonates **34** was coupled with indoles **35** to generate 3-functionalized indoles under the optimized condition (Cu(OAc)<sub>2</sub> (1 equiv.), Na<sub>2</sub>CO<sub>3</sub> (2 equiv.) and DTBP (3 equiv.) in DMSO at 100 °C under N<sub>2</sub> atmosphere) (Scheme 11). The reaction was found well compatible with electron-donating and electron-withdrawing indole derivatives. However, the indoles with strong electron-

Scheme 11 Reaction of indoles with  $\alpha$ -acylmethyl malonates.

withdrawing groups such as -NO<sub>2</sub> failed to furnish the required product. Substrate scope was also found wide for  $\alpha$ -acylmethyl malonates. Surprisingly, they achieved similar results on using ester or amide group instead of the acyl group and achieved the product with relatively low yield. Further, they performed this reaction using indole-2-alcohols **37** and indole-2-carboxamide and **39** obtained the polycyclic indole derivatives **38** and **40** respectively in moderate yields (Schemes 12 and 13). For indole-2-alcohols, strong electron-donating and electron-withdrawing substituents were found unfavorable to this reaction. Indole-2-carboxamides with *tert*-butyl group was inefficient to achieve the cyclized product.

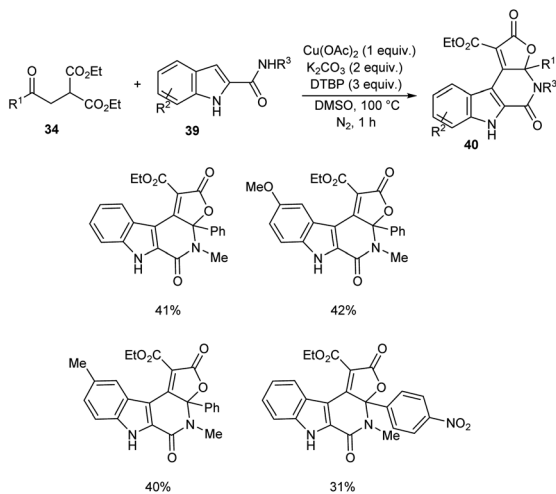
## 2.2 C–N bond formation

Nitrogen is a major constituent of different variety of pharmaceutical drugs and natural products. So, the C–N bond forming reactions gain much attention in organic compound

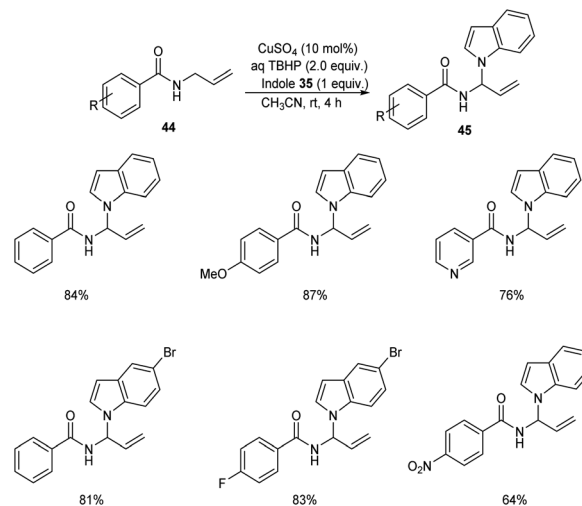


Scheme 12 Synthesis of polycyclic derivatives using indole-2-alcohols.





Scheme 13 Synthesis of polycyclic derivatives using indole-2-carboxamides.



Scheme 15 Synthesis of indole amins from *N*-allylbenzamide and indole.

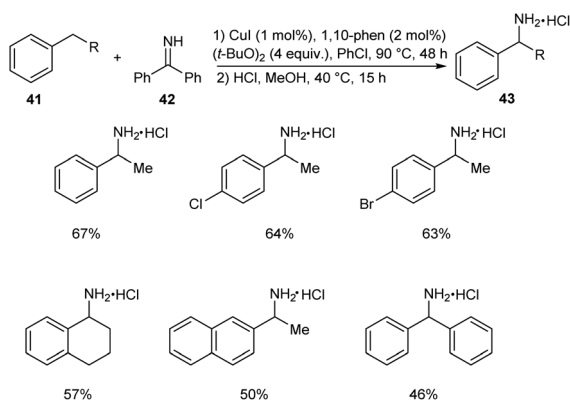
synthesis.<sup>42</sup> The formation of C–N bond *via* C–H functionalization offers more opportunities to introduce nitrogen containing motif in complex organic compounds.

In 2018, Kramer *et al.* put forth an astonishing methodology for the synthesis of  $\alpha$ -substituted primary benzylamines **43** from alkylarenes **41** and benzophenone imine **42** *via* C–H functionalization.<sup>43</sup> Here 1 mol% CuI, 4.0 equiv. of (*t*-BuO)<sub>2</sub>, 2 mol% 1,10-phenanthroline and 4 equiv. of ethylbenzene in concentrated chlorobenzene at 90 °C for 48 h were identified as the optimum reaction conditions (Scheme 14). Electron-donating group substituted arenes are more favourable for this reaction compared to electron-withdrawing ones. Synthesis of the drug ( $\pm$ )-Sensipar from  $\alpha$ -substituted primary benzylamines further illustrates the significance of this protocol in pharmaceutical field.

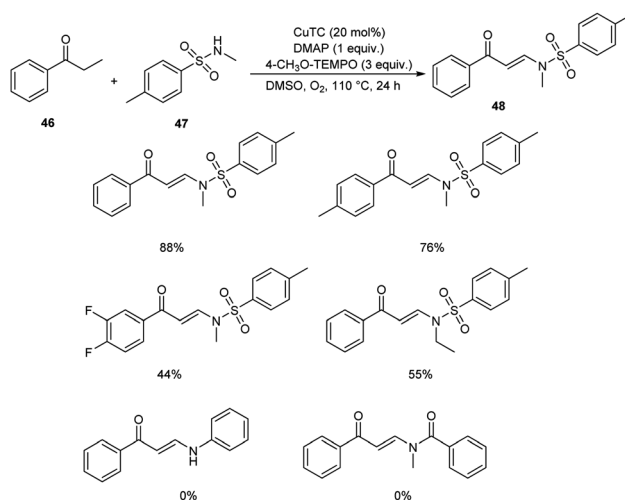
Later the group also developed a methodology for the synthesis of indole amins from *N*-allylbenzamide **44** and indole **35** *via* C(sp<sup>3</sup>)-H functionalization.<sup>44</sup> Optimized synthesis of indole amins from *N*-allylbenzamide and indole involves the use of 10 mol% CuSO<sub>4</sub>, TBHP (2 equiv.) in CH<sub>3</sub>CN (2 mL) at

room temperature for 4 h (Scheme 15). *N*-Allylbenzamide derivatives with electron-withdrawing groups gave lower yields of product. This reaction was also found compatible with heterocyclic bearing allylamide like *N*-allylisonicotinamide.

Pan's group demonstrated a copper-mediated strategy for the synthesis of *N*-sulfonyl enaminones **48** from different variety of ketones **46** and sulphonamides **47**.<sup>45</sup> The optimised condition includes the use of CuTC (copper(i) thiophene-2-carboxylate, 20 mol%) as the catalyst, DMAP (*N,N*-dimethyl-4-aminopyridine, 1 equiv.) as the additive and 4-CH<sub>3</sub>O-TEMPO (4-methoxy-2,2,6,6-tetramethylpiperidine 1-oxyl, 3 equiv.) as the oxidant in DMSO at 110 °C under O<sub>2</sub> atmosphere for 24 h (Scheme 16). The method worked well in the case of different variety of ketones. However, steric factors had huge impact on this reaction, as isobutyrophenone, *n*-butyrophenone, and valerophenone failed to offer the expected product. No reactivity was noticed for aliphatic ketones, amides and carboxylic acids.

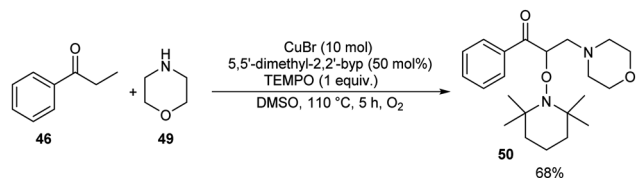
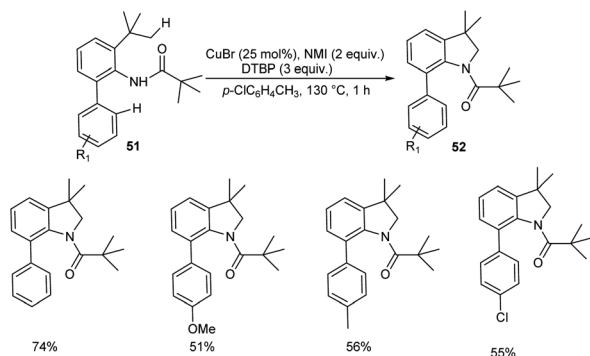


Scheme 14 Synthesis of  $\alpha$ -substituted primary benzylamines from alkylarenes and benzophenone imine.



Scheme 16 Synthesis of *N*-sulfonyl enaminones.

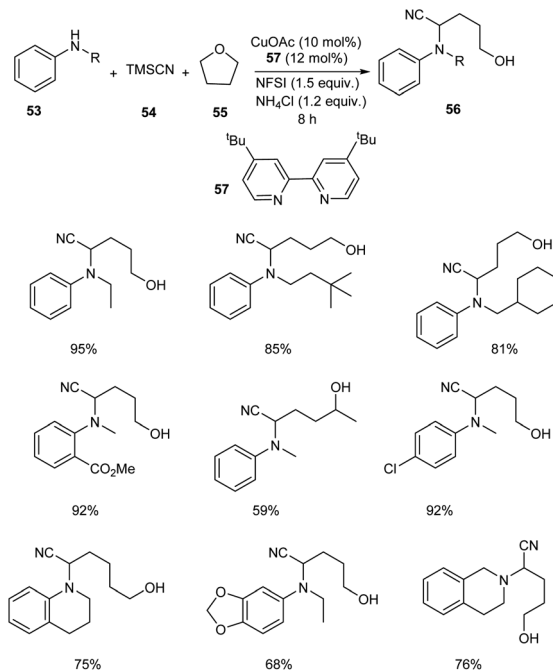


Scheme 17 Synthesis of  $\alpha,\beta$ -disubstituted products.Scheme 18 Synthesis of indolines from *o*-alkylated anilines.

Better yields of product were obtained for sulphonamide derivatives with weak electron-donating and electron-withdrawing groups on the benzene ring compared to stronger electron-donating and electron-withdrawing substituents. They extended the application of this approach by utilizing this reaction towards the synthesis of  $\alpha,\beta$ -disubstituted products **50** using morpholine **49** (Scheme 17).

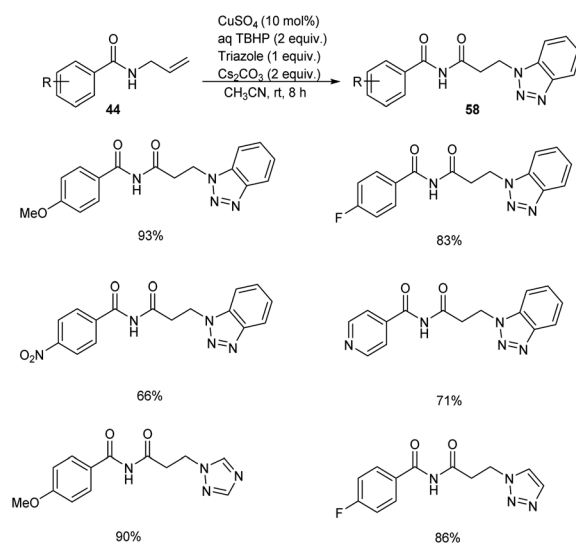
Copper-catalyzed synthesis of indolines **52** *via* intramolecular cyclization of *o*-alkylated anilines **51** was reported (Scheme 18).<sup>46</sup> The most important aspect of this protocol is the preferential cleavage of C(sp<sup>3</sup>)-H bonds over C(sp<sup>2</sup>)-H bonds. Acetanilides with electron-withdrawing and electron-donating groups worked well in this reaction giving desired product in moderate to good yields. In this catalytic system free radicals formed from anilides underwent subsequent 1,5-hydrogen shift to form sp<sup>3</sup> carbon radicals predominantly than sp<sup>2</sup> carbon radicals. Thus they clarified the reason for the predominant functionalization of C(sp<sup>3</sup>)-H bonds over C(sp<sup>2</sup>)-H bonds. They succeeded in conducting this reaction in gram scale and obtained the required product in 50% yields.

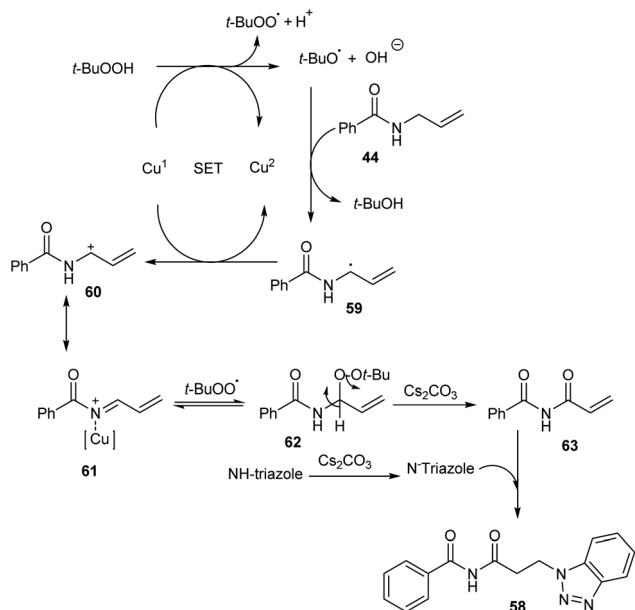
An astonishing method for the synthesis of  $\alpha$ -aminonitriles **56** from amines **53** and tetrahydrofuran **55** (THF) in the presence of the TMSCN **54** *via* Cu-catalyzed C-H activation has been reported.<sup>47</sup> Easily available and inexpensive CuOAc (10 mol%) was the choice of catalyst in this methodology along with *N*-fluorobenzenesulfonimide (NFSI) (1.5 equiv.) as the oxidant, ligand **57** (0.024 mmol) and NH<sub>4</sub>Cl (1.2 equiv.) as the additive under N<sub>2</sub> atmosphere (Scheme 19). Substrate scope studies revealed better yields of product for electron-withdrawing aniline derivatives compared to the electron-donating ones. This strategy was also applicable to primary aryl amines to furnish the desired product in excellent yields. Surprisingly the

Scheme 19 Synthesis of  $\alpha$ -aminonitriles.

reported method was found favourable for the secondary aliphatic amines. However, the primary aliphatic amines failed to achieve the expected product. They also obtained better yields of product by using tetrahydropyran (THP) instead of THF. They also demonstrated the scalability of this protocol using *N*-methylaniline and tetrahydroquinoline and obtained the corresponding  $\alpha$  aminonitriles in good yields. The formation of  $\alpha$ -amino- $\delta$ -valerolactone and lactone from the synthesized compounds further proved the practical application of this method.

Substituted  $\beta$ -aminoimides **58** were synthesised by the oxidative couplings of *N*-allylbenzamides **44** in the presence of

Scheme 20 Synthesis of substituted  $\beta$ -aminoimides.

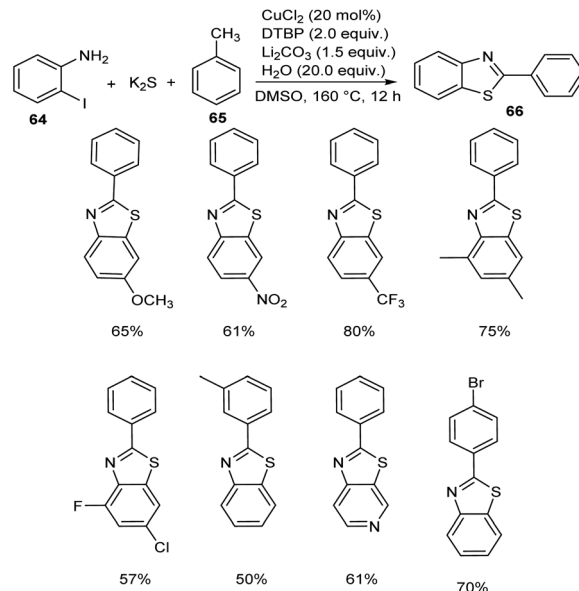


**Scheme 21** Mechanism for the synthesis of  $\beta$ -aminoimides (this figure has been reproduced from ref. 48 with permission from John Wiley and Sons, copyright 2020).

$\text{CuSO}_4$  (10 mol%) as a catalyst,  $\text{Cs}_2\text{CO}_3$  (2 equiv.) as a base, TBHP (2 equiv.) as an oxidant and 1H-benzotriazole as a nucleophilic amine source in acetonitrile at room temperature (Scheme 20).<sup>48</sup> A variety of *N*-allylbenzamides smoothly underwent the reaction to achieve excellent yields of product. The proposed mechanism is initiated by the formation of *tert*-butoxy radical, which further abstracts an allylic hydrogen of **58** to form allylic radical **59** (Scheme 21). Next step involves the formation of allylic cation **60** from this allylic radical *via* single electron transfer. Imine intermediate **61** formed by the oxidation of this allylic cation undergoes nucleophilic addition of TBHP to form **62**, followed by Kornblum–DeLaMare rearrangement to yield an imide intermediate **63**. Michael addition of this imide with triazole achieved the desired product **58**.

In 2019, Kirillova and co-workers developed three coordination compounds  $[\text{Cu}(\text{H}_{1.5}\text{bdea})_2](\text{hba})\cdot 2\text{H}_2\text{O}$ ,  $[\text{Cu}_2(\mu\text{-Hbdea})_2(\text{aca})_2]\cdot 4\text{H}_2\text{O}$ , and  $[\text{Cu}_2(\mu\text{-Hbdea})_2(\mu\text{-bdca})_n]$  from  $\text{Cu}(\text{NO}_3)_2$ , *N*-butyldiethanolamine ( $\text{H}_2\text{bdea}$ ) and different carboxylic acids as supporting carboxylate ligands.<sup>49</sup> These compounds were identified as competent bioinspired homogeneous catalysts for C–H functionalization. Using these catalysts, they proposed a methodology for the oxidation of C5–C8 cycloalkanes with hydrogen peroxide to give cyclic alcohols and ketones. The catalysts were also applicable in carboxylation of cyclic and linear C5–C8 saturated hydrocarbons in the presence of carbon monoxide and persulfate to form the corresponding carboxylic acids.

Jiang and co-workers introduced a synthetic approach for the formation of 2-arylbenzothiazoles **66** *via* copper catalysis.<sup>50</sup> Here, benzylic  $\text{C}(\text{sp}^3)\text{-H}$  bonds of methylarenes **65** were converted to C–N/C–S bonds (Scheme 22). Both electron-donating and electron-withdrawing 2-iodoanilines **64** reacted well with

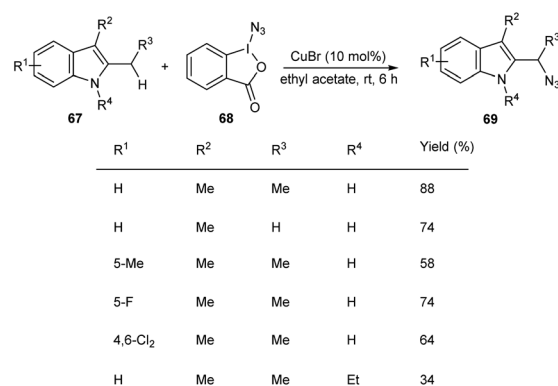


**Scheme 22** Copper-catalyzed synthesis of 2-arylbenzothiazoles.

this protocol and transformed to the corresponding 2-arylbenzothiazoles in moderate to excellent yields. Substrate scope studies revealed the impact of electronic and steric factor on this strategy.

Hong and co-workers developed a copper-mediated protocol for the regioselective  $\text{sp}^3$  C–H azidation of alkyl substituents of indoles (Scheme 23).<sup>51</sup> A wide variety of 2,3-alkyl indoles **67** accomplished the azidation products **69** under easy and mild reaction conditions in the presence of azidoiodinane reagent **68**. They also extended the reaction to tetrahydrocarbazoles and obtained the corresponding  $\alpha$ -azide tetrahydrocarbazoles in good yields. Synthesis of  $\alpha$ -benzylamino tetrahydrocarbazoles, a potential anti-HPV agent *via* the reduction of  $\alpha$ -azide tetrahydrocarbazoles further enhanced the synthetic application of this method.

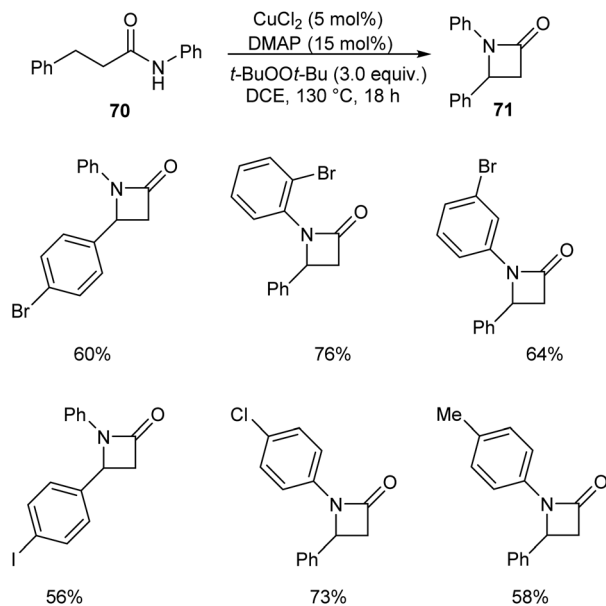
Kondo and co-workers described a synthetic approach to the synthesis of  $\beta$ -lactams **71** *via* copper-catalyzed oxidative  $\text{C}(\text{sp}^3)\text{-H}$  amidation.<sup>52</sup> They carried out the initial reaction using *N*,3-



**Scheme 23** Regioselective C–H azidation of alkyl substituents of indoles.





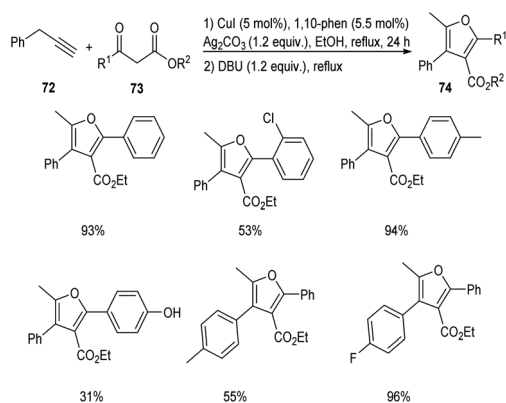
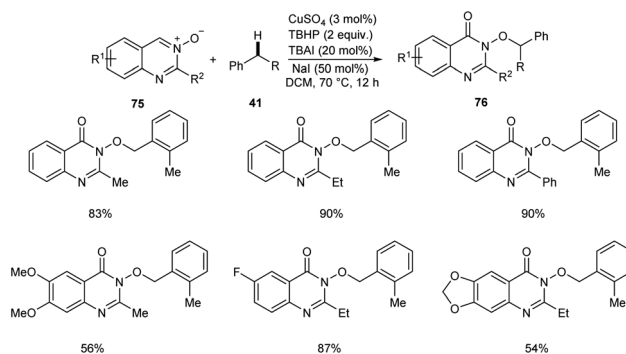
Scheme 24 Synthetic approach to  $\beta$ -lactams.

diphenylpropanamide **70** and the optimized condition for this reaction includes  $\text{CuCl}_2$  (5 mol%), 4-dimethylaminopyridine (DMAP) (15 mol%) and  $t\text{-BuOO}t\text{-Bu}$  (peroxide) (3.0 equiv.) in DCE at 130 °C (Scheme 24). This method was also found successful in the synthesis of polycyclic fused  $\beta$ -lactams, which are widely used in pharmaceutical field.

### 2.3 C–O bond formation

Copper-mediated C–H functionalization also plays a major role in the construction of C–O bonds. In most of the cases the easily available oxidants and copper catalysts were used to achieve an efficient C–O bond transformation.

In 2018, an efficient and straightforward pathway to the synthesis of highly functionalized furans **74** was proposed by Hu and co-workers.<sup>53</sup> This methodology involves the [3 + 2] cycloaddition of different alkynes **72** with  $\beta$ -ketoesters **73** via  $\text{C}(\text{sp}^3)\text{-H}$  functionalization (Scheme 25). The reaction was

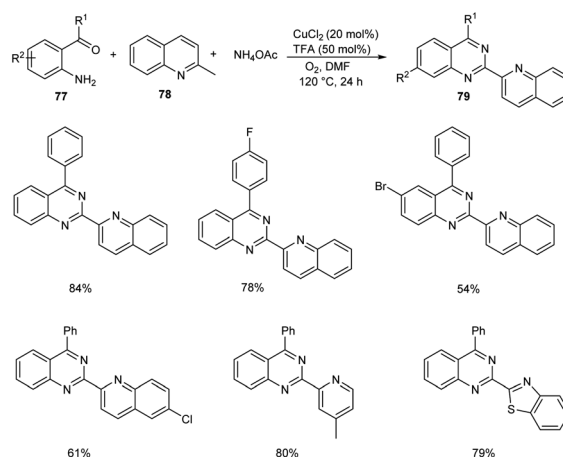
Scheme 25 Synthesis of highly functionalized furans via  $\text{C}(\text{sp}^3)\text{-H}$  functionalization.

Scheme 26 Synthesis of quinazolin-4(3H)-ones from alkyl arenes and quinazoline 3-oxide.

carried out in the presence of  $\text{CuI}$  catalyst in combination with 1,10-phenanthroline as the ligand. Both electron-donating and electron-withdrawing  $\beta$ -ketoesters were well tolerated in this reaction. However, 4-OH substituted  $\beta$ -ketoester afforded the required product in only 31% yield.

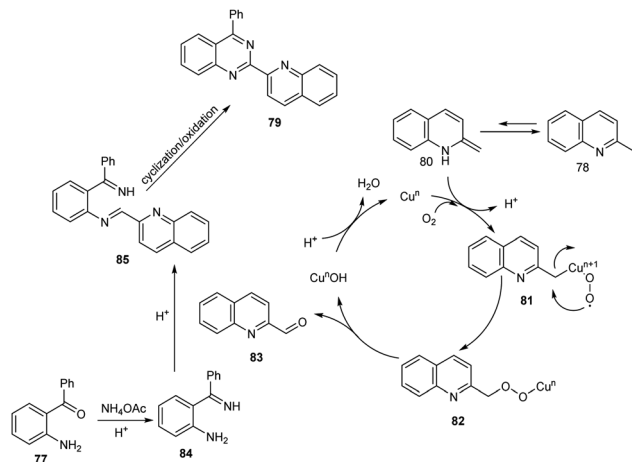
Zhao and co-workers reported a copper-catalyzed  $\text{C}(\text{sp}^3)\text{-H}$  bond functionalization of alkyl arenes **41** with quinazoline 3-oxide **75** to achieve quinazolin-4(3H)-ones **76**.<sup>54</sup> The optimized catalyst was  $\text{CuSO}_4$  (3 mol%) in DCM at 70 °C (Scheme 26). Alkyl arenes substituted with electron-withdrawing, electron-rich and heterocyclic groups furnished the corresponding quinazolin-4(3H)-ones in moderate to good yields.

Tang *et al.* achieved the multi-component synthesis of azaaryl-substituted quinazolines **79** from 2-aminophenyl ketones **77**, 2-methylquinoline **78** and ammonium acetate under aerobic oxidation (Scheme 27).<sup>55</sup> Substrate scope was found to be wide under optimized conditions [ $\text{CuCl}_2$  (20 mol%), TFA (50 mol%), DMF (2.0 mL), 120 °C,  $\text{O}_2$ , 24 h]. The proposed mechanism begins with the formation of enamine intermediate **80** through isomerisation of **78**. The next step includes formation of intermediate **81** from **80** in the presence of copper salts and  $\text{O}_2$ . Subsequently, **81** undergoes intramolecular rearrangement to form **82**. The quinoline-2-carbaldehyde **83** formed from



Scheme 27 One-pot synthesis of azaaryl-substituted quinazolines.



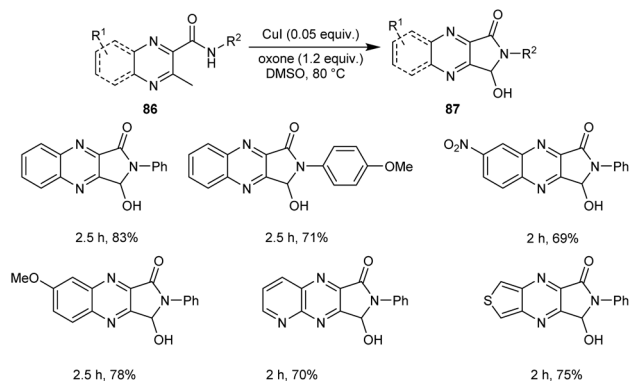


**Scheme 28** Proposed mechanism for the multi component synthesis of azaaryl-substituted quinazolines (this figure has been reproduced from ref. 55 with permission from Elsevier, copyright 2020).

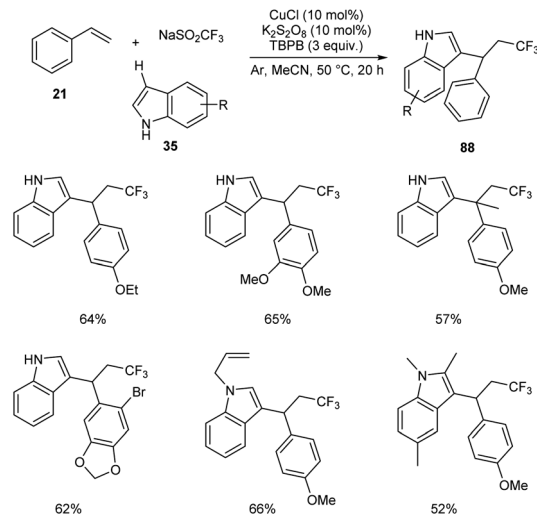
**82** reacts with intermediate **84** to give imine intermediate **85**. Later, the cyclisation of **85** followed by oxidation generate the desired product (Scheme 28).

Zhang *et al.* achieved the regio- and chemo-selective C(sp<sup>3</sup>)-H acyloxylation of aliphatic amides using catalytic amount of Cu(OCOCF<sub>3</sub>)<sub>2</sub>.<sup>56</sup> Acyloxylation takes place preferentially at the β position with good functional group tolerance and wide substrate scope. The use of tetrabutylammonium bromide (TBAB) as an additive resulted in the selective formation of acyloxylation product over intramolecular amidation product. This method suggested an efficient synthetic strategy for the formation of C(sp<sup>3</sup>)-O bond and C(sp<sup>3</sup>)-N bond.

A new protocol for the synthesis of 3-hydroxy-2,3-dihydro-1*H*-pyrrolo[3,4-*b*]quinoxalinones **87** from 3-methyl-*N*-substituted quinoxaline-2-carboxamides **86** was described (Scheme 29).<sup>57</sup> This methodology was found efficient and selective in introducing both amide and hydroxyl groups on the same sp<sup>3</sup> carbon through successive oxidative intramolecular amidation and hydroxylation steps. The five-membered cyclic hemiaminal motif of the 3-hydroxy-2,3-dihydro-1*H*-pyrrolo[3,4-*b*]quinoxalinones functions as a versatile intermediate for further conversion into other prominent functional groups.



**Scheme 29** Synthesis of 3-hydroxy-2,3-dihydro-1*H*-pyrrolo[3,4-*b*]quinoxalinones.



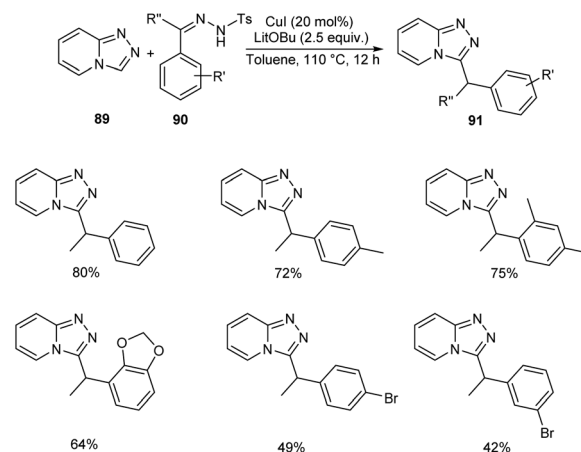
**Scheme 30** Intermolecular 1,2-trifluoromethylarylation of styrenes.

### 3 Copper-catalyzed Csp<sup>2</sup>-H functionalization

Most of the recent works include C(sp<sup>2</sup>)-H functionalization as it is more favourable compared to the C(sp<sup>3</sup>)-H functionalization. The C-N, C-C, C-O and C-S bond transformations can be effectively achieved by utilising this strategy.

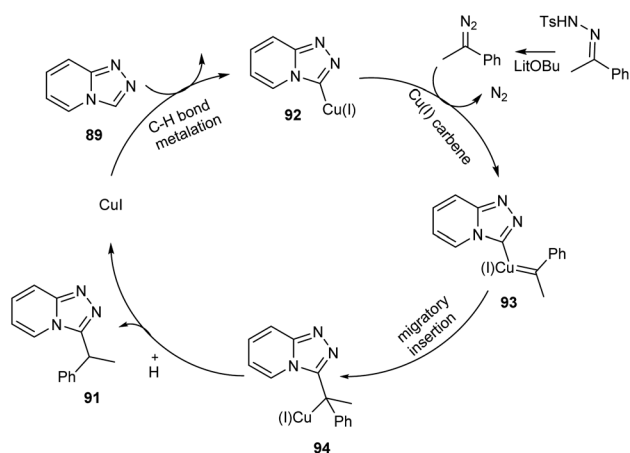
#### 3.1 C-C bond formation

Li and co-workers developed a copper-catalyzed intermolecular 1,2-trifluoromethylarylation of substituted styrenes **21** with NaSO<sub>2</sub>CF<sub>3</sub> and indoles **35** through aryl C-H functionalization.<sup>58</sup> This protocol generated a variety of CF<sub>3</sub>-substituted 1,1-diaryllalkanes **88** in the presence of 10 mol% CuCl as catalyst, 10 mol% K<sub>2</sub>S<sub>2</sub>O<sub>8</sub> as oxidant under an argon atmosphere at 50 °C (Scheme 30). A variety of indoles with electron-donating or electron-withdrawing groups were reacted successfully to furnish the required product in good yields. The reaction with 1-



**Scheme 31** Synthetic approach to benzylated triazolopyridine derivatives.



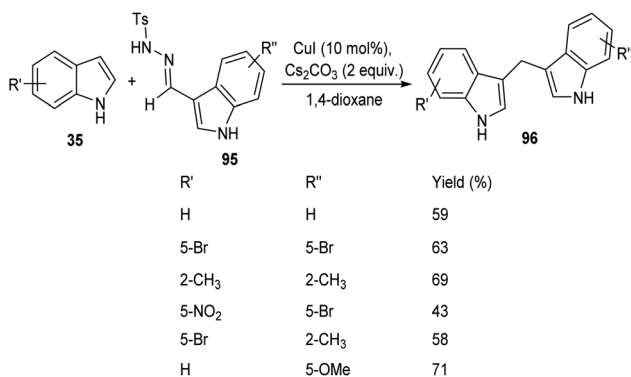


**Scheme 32** Mechanism for the synthesis of benzylated triazolopyridine derivatives (this figure has been reproduced from ref. 59 with permission from Royal Society of Chemistry, copyright 2020).

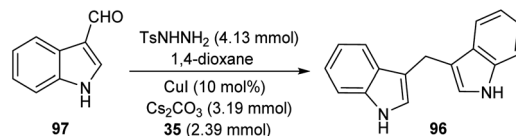
methoxy-4-(prop-1-en-2-yl) resulted in lower yields due to steric reasons.

Functionalized triazolopyridine exhibits wide range of biological activities. Zou and co-workers demonstrated an efficient synthetic route to benzylated triazolopyridine derivatives **91** from triazolopyridine **89** and *N*-tosylhydrazones **90** by employing copper-catalyzed C–H functionalization (Scheme 31).<sup>59</sup> Various *N*-tosylhydrazones with electron-donating alkyl and alkoxy groups reacted well to yield the required product in excellent yields. However, the halogen substituted *N*-tosylhydrazones generated the desired product in low yields. The mechanistic studies suggested that reaction initiates with the formation of metallated triazolopyridinyl species **92** through C–H bond metalation. The next step includes the formation of Cu(I) carbene species **93** from **92**, followed by migratory insertion to form **94**. Subsequently, the protonation of **94** liberates the desired product **91** (Scheme 32).

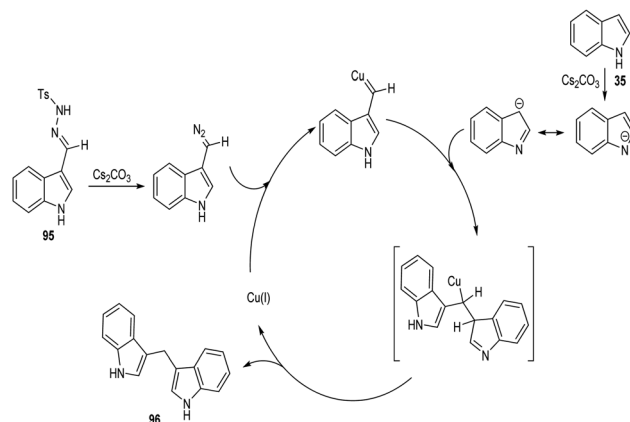
A straight forward approach for the synthesis of 3,3-bis(indolyl) methane derivatives **96** was proposed by Tyagi and co-workers.<sup>60</sup> The copper catalyzed reaction between indole-3-tosylhydrazones **95** and indole **35** took place optimally in the



**Scheme 33** Copper-catalyzed synthesis of synthesis of 3,3-bis(indolyl) methane derivatives.

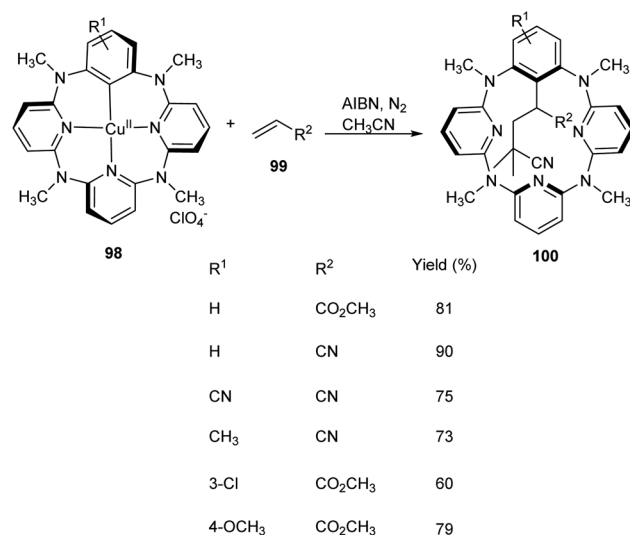


**Scheme 34** One-pot method for 3,3-bis(indolyl) methane derivatives.



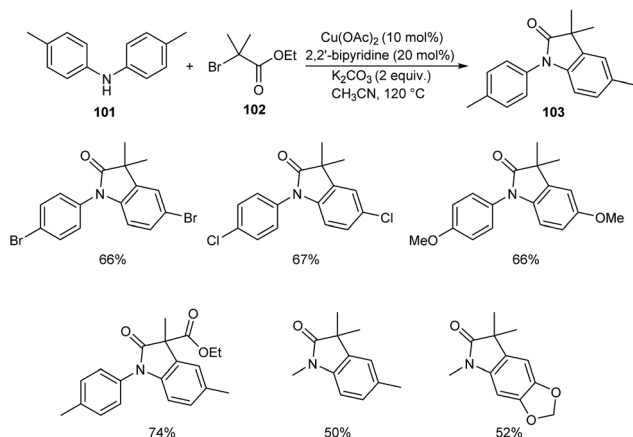
**Scheme 35** Mechanism for the synthesis of 3,3-bis(indolyl) methane derivatives (this figure has been reproduced from ref. 60 with permission from Elsevier, copyright 2020).

presence of CuI (10 mol%) as catalyst, Cs<sub>2</sub>CO<sub>3</sub> (2 equiv.) as base in 1,4-dioxane at 110 °C for overnight (Scheme 33). Large number of substitutions such as NO<sub>2</sub>, Br, OMe and CH<sub>3</sub> on indole-3-tosylhydrazones were found compatible towards this strategy. The utility of this protocol was confirmed from the formation of bisindole derivatives in gram scale quantities with 52% yields. They disclosed the feasibility of this method by introducing a one-pot strategy with indole-3-carboxaldehyde as the starting material **97** (Scheme 34). The significant step of this

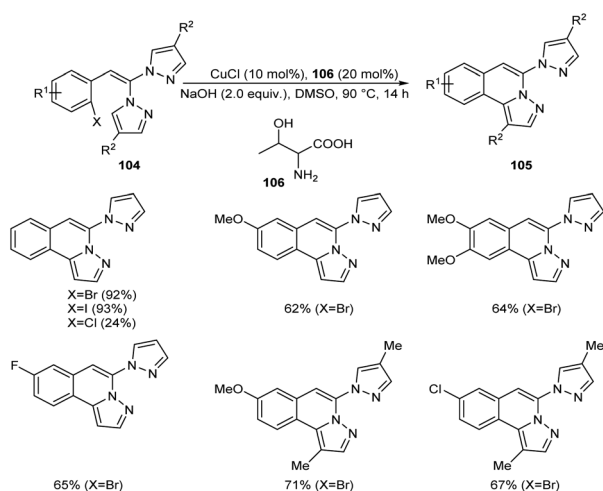


**Scheme 36** Synthetic approach to functionalized macrocycles.





Scheme 37 Synthesis of 3,3'-disubstituted oxindoles.



Scheme 38 Synthesis of pyrazolo[5,1-a]isoquinoline.

transformation was identified as C–H functionalization of indole in the presence of indole-3-tosylhydrazones **95** which act as carbene precursor (Scheme 35).

Multicomponent reaction of arylcopper(II) compounds **98** with  $\alpha,\beta$ -unsaturated compounds **99** and radical initiators like 2,2'-azobisisobutyronitrile (AIBN) or 2,2'-azobis(2,4-dimethylvaleronitrile) (AVBN) to furnish functionalized macrocycles has been established **100** (Scheme 36).<sup>61</sup> This protocol includes the usage of arylcopper(II) compounds which have hardly been isolated or studied. Studies disclosed the coupling reaction between radicals and  $C_{\text{aryl}}$  atom of arylcopper(II) compounds to form  $C_{\text{alkyl}}-C_{\text{aryl}}$  bond *via* Cu(II)/Cu(I) mechanism. This methodology provided a detailed study of mechanism of organocopper(II) compounds and prompted scientists to explore more about organocopper(II) chemistry.

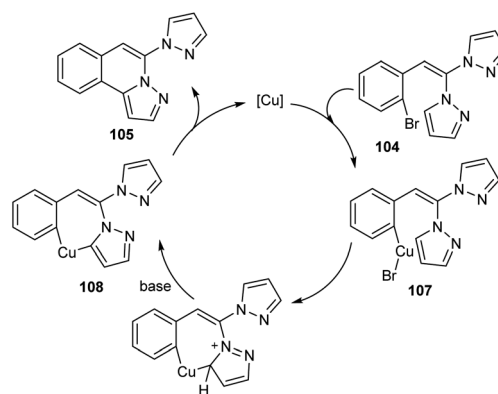
Substituted oxindoles were found to be effective in biological and pharmaceutical field. Li and co-workers established a method for the synthesis of 3,3'-disubstituted oxindoles **103** from anilines and  $\alpha$ -carbonyl alkyl bromides.<sup>62</sup> They carried out the optimisation studies using di-*p*-tolylamine **101** and ethyl 2-

bromo-2-methylpropanoate **102** and the optimized condition was identified as Cu(OAc)<sub>2</sub> (10 mol%) as catalyst, 2,2'-bipyridine (20 mol%) and K<sub>2</sub>CO<sub>3</sub> (2 equiv.) as base in CH<sub>3</sub>CN at 120 °C for 12 h (Scheme 37). The substrate scope was wide with differently substituted *N*-substituted anilines and  $\alpha$ -carbonyl alkyl bromides.

Copper-mediated intramolecular arylation for the synthesis of pyrazolo[5,1-*a*]isoquinoline **105** was established.<sup>63</sup> In this reaction a variety of pyrazolo[5,1-*a*]isoquinoline derivatives **105** were synthesised by using 2-*gem*-dipyrzolylynyl bromobenzenes **104** under optimised conditions (CuCl (10 mol%), NaOH (2.0 equiv.) in DMSO at 90 °C for 14 h under N<sub>2</sub>) (Scheme 38). Hydroxyl bearing amino acid, *L*-threonine **106** was identified as the efficient ligand and gave better yields of product. The 2-*gem*-dipyrzolylynyliodobenzene was also compatible with this reaction under the same reaction conditions. Further studies disclosed the lower reactivity of aryl chlorides with 24% yield of the corresponding product. In this reaction substrates such as 2-*gem*-diimidazolylvinyl bromobenzene and 2-*gem*-1,2,4-triazolylvinyl bromobenzene failed to achieve the direct arylation product. The proposed mechanism initiates with the formation of an intermediate **107** *via* the oxidative addition of Cu(I) to the reactant **104**. The intermediate then undergoes intramolecular attack followed by deprotonation of the pyrazole ring to achieve another intermediate **108**. Finally, reductive elimination of this intermediate furnishes the required product **105** (Scheme 39).

Liu *et al.* successfully performed the synthesis of diverse phenols derivatives **111** *via* copper-catalyzed highly significant *ortho*-selective C–H functionalization of unprotected phenols and naphthols **109** with  $\alpha$ -aryl- $\alpha$ -diazoesters **110**.<sup>64</sup> The reaction works well in 1,2-dichloroethane at rt in the presence of 5 mol% of CuCl<sub>2</sub> as the catalyst (Scheme 40). There was no noticing change in the yields of product on increasing the steric hindrance of the ester group. In the presence of strong electron-donating groups on the phenyl rings of  $\alpha$ -aryl- $\alpha$ -diazoacetates, the reaction was found more feasible. The important features of this method include the cost effective catalyst, wide substrate scope and high chemo- and site-selectivity.

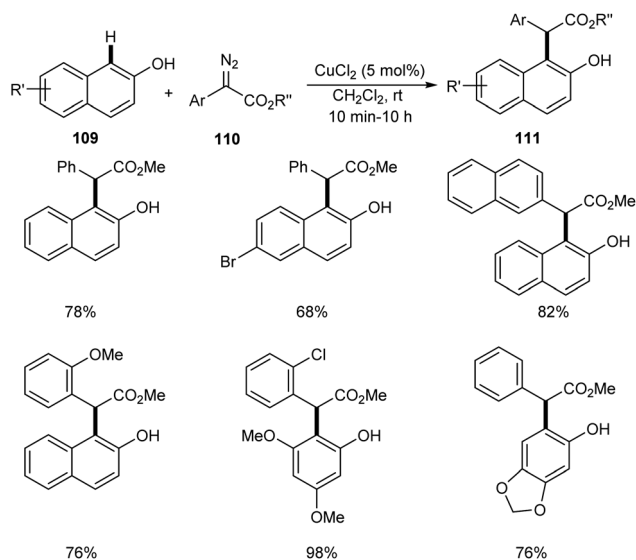
Direct arylation of indoles and related (hetero)arenes was developed under ligandless and solvent free conditions



Scheme 39 Proposed mechanism for intramolecular arylation (this figure has been reproduced from ref. 63 with permission from Royal Society of Chemistry, copyright 2020).

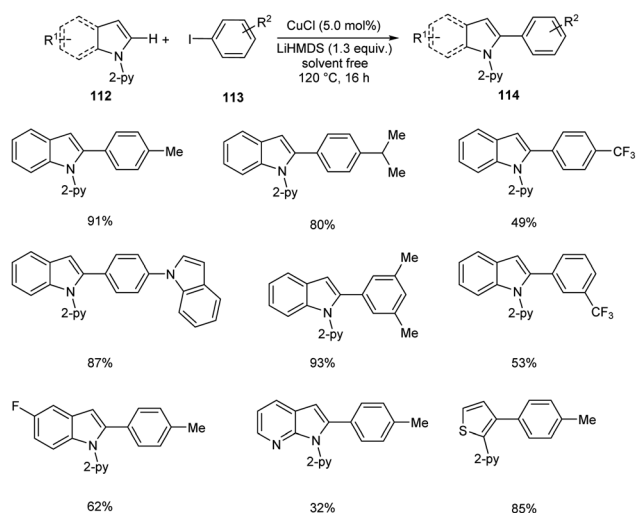




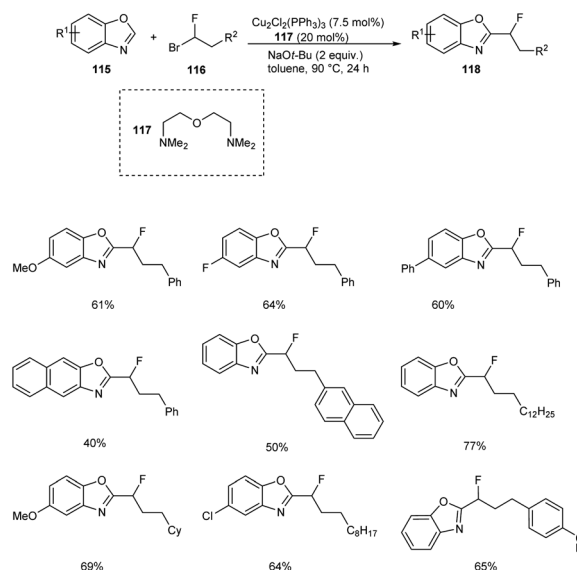
Scheme 40 Copper-catalyzed *ortho*-selective C–H functionalization of unprotected phenols and naphthols with  $\alpha$ -aryl- $\alpha$ -diazoesters.

(Scheme 41).<sup>65</sup> This reaction was found successful in developing different variety of arylated (hetero)arenes **114** using diverse heteroarenes **112** and aryl iodides **113**. The method was found applicable to *ortho*-, *meta*- and *para*-substituted aryl iodides. The moderate yields of products were obtained for aryl iodides with –F, –Cl and –CF<sub>3</sub> substituents. But the method failed to proceed with aryl iodides bearing base sensitive acetyl, amide, ester and nitro substituents. The facile reaction of 3-methylindole disclosed the fact that the steric factors did not show any impact on reaction yields.

The copper-catalyzed reaction between benzoxazoles **115** and 1-fluoro-1-haloalkanes **116** to afford monofluoroalkylation product **118** was described.<sup>66</sup> The substrate scope studies under optimized conditions ( $\text{Cu}_2\text{Cl}_2(\text{PPh}_3)_3$  (7.5 mol%), bis[2-(*N,N*-dimethylamino)ethyl]ether **117** (20 mol%),  $\text{NaOt-Bu}$  (2.0 equiv.),



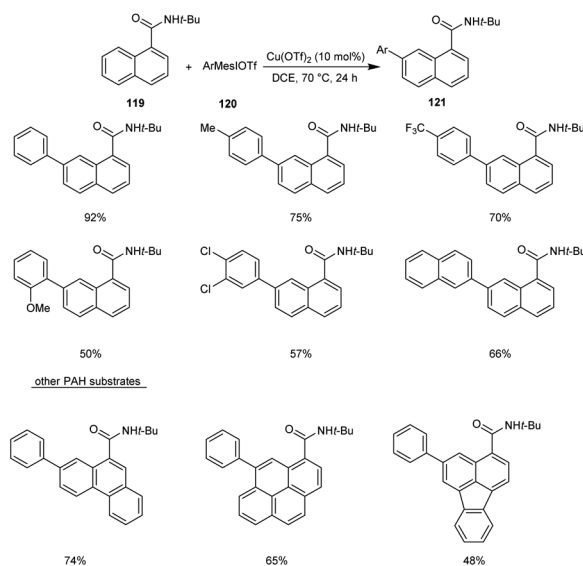
Scheme 41 Direct arylation of indoles.



Scheme 42 Copper-catalyzed monofluoroalkylation of benzoxazoles.

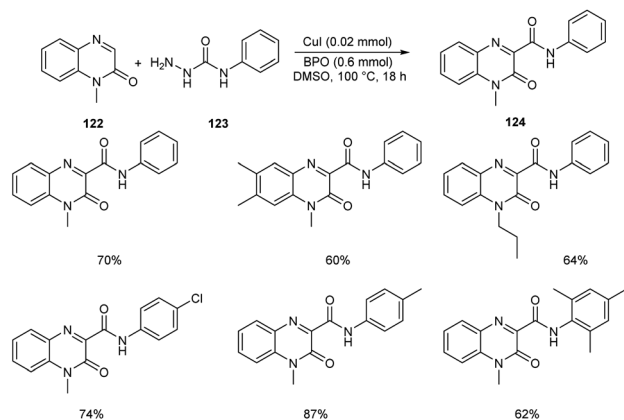
toluene, 90 °C, 24 h) disclosed better yields of products for both electron-donating and electron-withdrawing benzoxazole derivatives (Scheme 42). This reaction was found inefficient for the monofluoroalkylation of other (hetero)arenes under the optimized conditions. This reaction was found suitable for 1-bromo-1-fluoroalkanes with branched and linear alkyl chains affording the desired products in moderate to good yields. The gram scale conversion is also successful which emphasize the industrial application of this methodology.

Recently, copper-mediated C–H arylation of polycyclic aromatic hydrocarbons (PAH) using arylidonium salts was developed.<sup>67</sup> The optimised model for the synthesis of arylated polycyclic aromatic hydrocarbon reaction **121** included the



Scheme 43 Copper-mediated C–H arylation of polycyclic aromatic hydrocarbons.

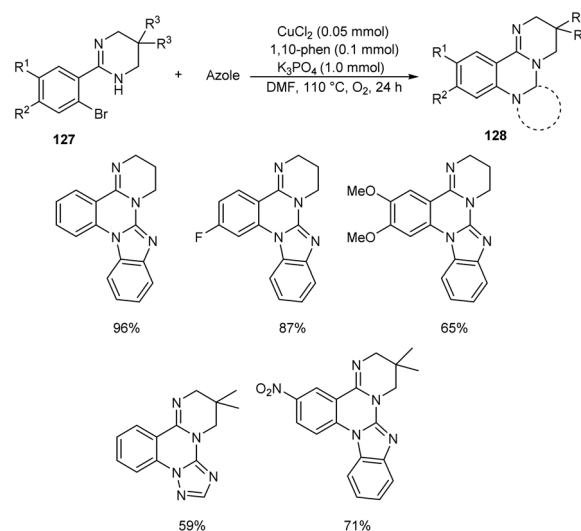




Scheme 44 Synthesis of 3-carbamoylated quinoxalin-2(1H)-ones.

reaction between *N*-(*tert*-butyl)-1-naphthamide **119** and mesityl(phenyl)iodonium triflate **120** in the presence of Cu(OTf)<sub>2</sub> (10 mol%) in DCE (1 mL) at 70 °C under N<sub>2</sub> atmosphere (Scheme 43). The reaction was found well tolerated with 1-naphthamides bearing alkynyl and alkenyl substituents. Differently substituted arylidonium salts, including electron-donating and electron-withdrawing groups were proceeded efficiently in this reaction. However, arylating reagents with *ortho*-substituents gave comparatively poor yield of the required product. This Cu-catalyzed C–H arylation worked well for other PAH substrates giving the required product in moderate to good yields.

Ma and co-workers developed an efficient strategy for the synthesis of 3-carbamoylated quinoxalin-2(1H)-ones **124** via copper-catalyzed C-3 carbamoylation of quinoxalin-2(1H)-ones (Scheme 44).<sup>68</sup> They performed the initial reaction using model substrates, 1-methylquinoxalin-2(1H)-one **122** and *N*-phenylhydrazinecarboxamide **123**, and the optimized condition identified includes the use of CuI (0.02 mmol) as the catalyst and dibenzoyl peroxide (BPO) (0.6 mmol) as the oxidant in DMSO at 100 °C (Scheme 44). Different variety of quinoxalin-2(1H)-ones worked well in the reaction achieving the desired product in moderate to good yields. Both electron-deficient and electron-



Scheme 46 Synthesis of polycyclic quinazolines from 2-(2-bromophenyl)-1,4,5,6-tetrahydropyrimidines.

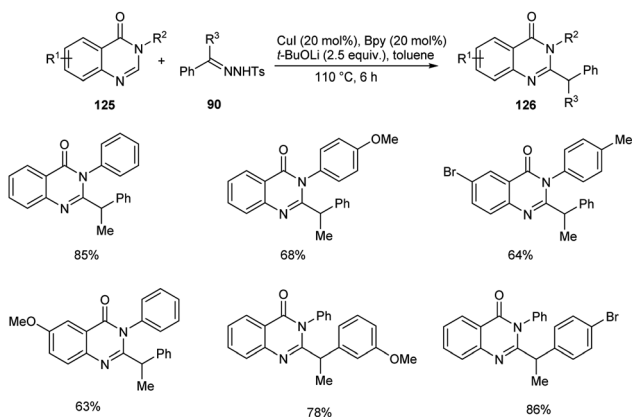
rich *N*-substituted hydrazinecarboxamides participated smoothly in this reaction. This method was found successful in introducing bulky amide groups at the C-3 position of quinoxalin-2(1H)-ones.

A novel copper-catalyzed benzylation reaction of quinoxalin-4(3H)-ones **125** using *N*-tosylhydrazones **96** was established (Scheme 45).<sup>69</sup> The quinoxalin-4(3H)-ones with electron-donating and electron-deficient substituents were participated well in this reaction affording the required product **126** in good yields. This reaction offers a new pathway to the C–H functionalization of biologically relevant quinoxalin-4-ones. This method exhibits good substrate scope and high functional group tolerance.

### 3.2 C–N bond formation

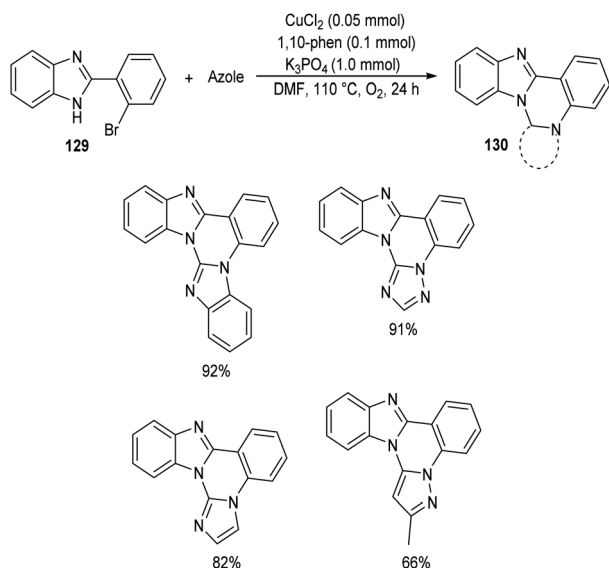
Chen and co-workers designed a new method for the synthesis of polycyclic quinazolines **128** via copper-catalyzed C–N coupling/C–H functionalization reaction of 2-(2-bromophenyl)-1,4,5,6-tetrahydropyrimidines **127** with azoles.<sup>70</sup> Using 0.05 mmol CuCl<sub>2</sub> as catalyst, 1 mmol K<sub>3</sub>PO<sub>4</sub> as base, 1,10-phenanthroline as ligand in DMF at 110 °C under oxygen atmosphere for 24 h, a series of polycyclic quinazolines were prepared in excellent yields (Scheme 46). Sterically hindered 2-(2-bromophenyl)-5,5-dimethyl-1,4,5,6-tetrahydropyrimidine was found to be less favourable for this methodology. 2-(2-Bromophenyl)-1,4,5,6-tetrahydropyrimidines with an electron-withdrawing group on phenyl ring gave better results compared to electron-donating ones. They also described a synthetic pathway to polycyclic quinazolines **130** from 2-(2-bromophenyl)-1H-benzo[*d*]imidazole **129** and azoles (Scheme 47).

A synthetic approach to substituted imidazo[1,2-*a*]pyridines from **132** (*N*-(2-pyridinyl)enaminones) **131** via copper-catalyzed direct amination of CH bond was reported.<sup>71</sup> The optimized condition identified was CuI (0.05 equiv.) as the catalyst, 1,10-phenanthroline (0.05 equiv.) as the ligand, Li<sub>2</sub>CO<sub>3</sub> (2 equiv.) as the base and DMF (2.5 mL) as the solvent at 100 °C (Scheme 48).



Scheme 45 Copper-catalyzed benzylation of quinoxalin-4(3H)-ones.

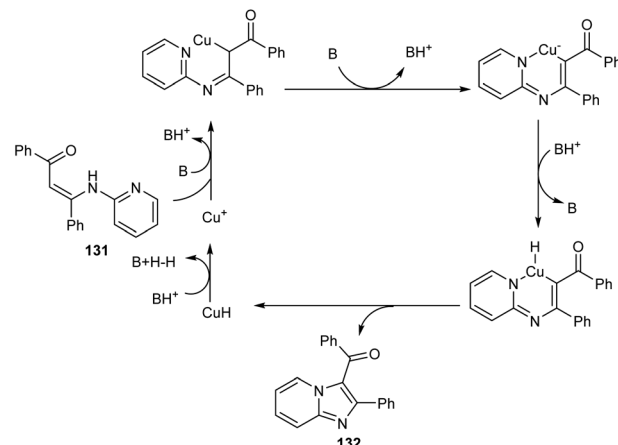




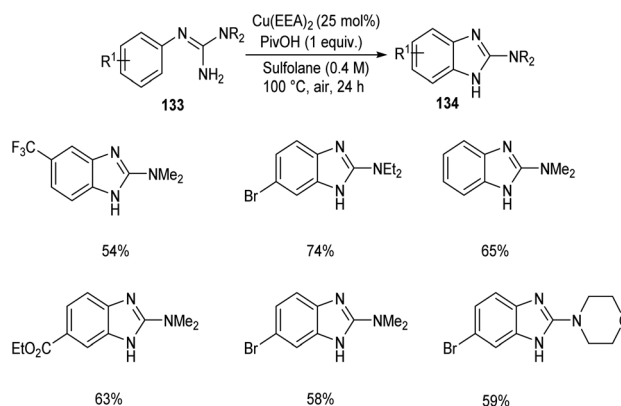
Scheme 47 Synthesis of polycyclic quinazolines from 2-(2-bromophenyl)-1H-benzodimidazole.

This methodology exhibited good functional group tolerance including chloro, fluoro, cyano, keto and bromo substituents. A plausible mechanism is also depicted (Scheme 49).

2-Aminobenzimidazoles **134** were synthesised from aryl guanidines **133** via copper catalyzed C–H functionalization.<sup>72</sup> The optimized reaction condition includes 25 mol% of Cu as catalyst, pivalic acid (1 equiv.) in sulfolane at 100 °C for 24 h (Scheme 50). *N*-Methyl and *N*-benzyl guanidyl derivatives were found inefficient towards this methodology due to the decomposition of the substrate during the reaction process. Wide applicability of this reaction in pharmaceutical field was confirmed from the synthesis of Emedastine in gram scale



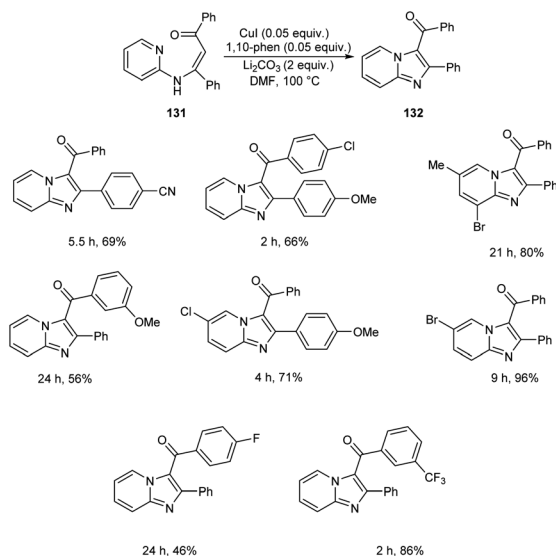
Scheme 49 Plausible mechanism for the preparation of imidazo[1,2-a]pyridines from *N*-(2-pyridinyl)enaminones.



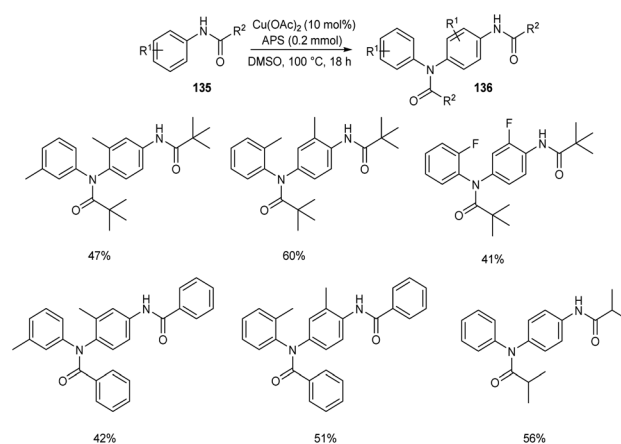
Scheme 50 Synthesis of 2-aminobenzimidazoles.

quantities, an anti-histamine drug through this reaction pathway.

The self-dimerization of anilide derivatives via regioselective C(sp<sup>2</sup>)-H functionalization was developed.<sup>73</sup> The anilide **135**

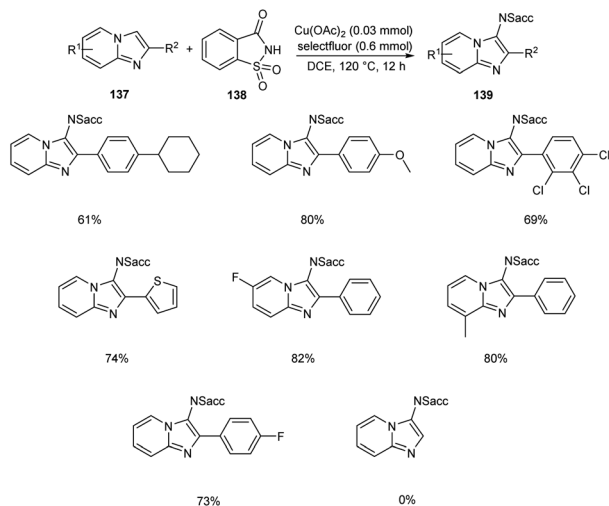


Scheme 48 Synthesis of substituted imidazo[1,2-a]pyridines via direct amination of C–H bond.



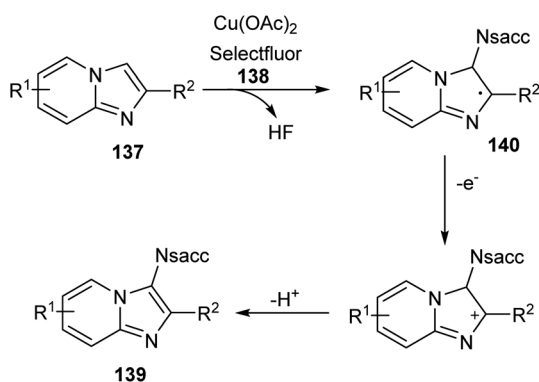
Scheme 51 Self-dimerization of anilide derivatives.



Scheme 52 Synthesis of C-3 functionalized imidazo [1,2-*a*]pyridines.

(0.2 mmol),  $\text{Cu}(\text{OAc})_2$  (10 mol%) and an oxidant ammonium persulfate (APS) (1 equiv.) in DMSO at 100 °C was the optimal reaction condition to achieve the desired dimerized product **136** in good yields (Scheme 51). The *ortho*-substituted anilides gave better yields compared to *meta*-substituted ones. The obtained compounds were efficient precursors for a wide variety of bioactive heterocyclic scaffolds. Efforts are continuing to generate C–C and C–X bonds through C–H functionalization of anilide derivatives with other coupling partners.

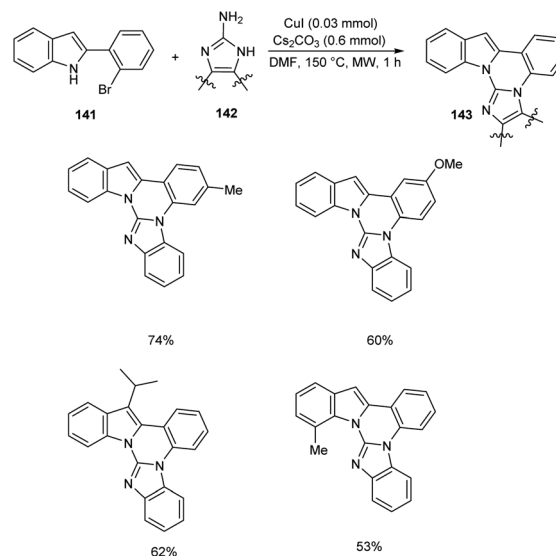
Sun and co-workers recently reported a novel strategy for the synthesis of different functionalized imidazo [1,2-*a*]pyridines **139** through C-3 functionalization.<sup>74</sup> Initially they performed the reaction using imidazo[1,2-*a*]pyridine **137** and saccharin **138** and optimized the reaction condition as  $\text{Cu}(\text{OAc})_2$  (0.03 mmol), Selectfluor (0.6 mmol), and  $\text{Na}_2\text{CO}_3$  (0.6 mmol) in DCE at 120 °C (Scheme 52). Differently substituted imidazo [1,2-*a*]pyridines including halogen and heteroaryl groups were well tolerated by the copper catalyst. Notably, the imidazo [1,2-*a*]pyridines with unsubstituted C-2 position were failed to form the desired

Scheme 53 Proposed mechanism for the copper-catalyzed C-3 functionalization of imidazo [1,2-*a*]pyridines (this figure has been reproduced from ref. 74 with permission from Royal Society of Chemistry, copyright 2020).

product which confirm the extremely high regioselectivity of this protocol. A plausible mechanism for this reaction was proposed which initiates the formation of imidyl radical *via* the oxidation of **138** with Selectfluor in the presence of copper catalyst. Subsequently, the addition of this radical at the C-3 position of **137** forms the carbon radical intermediate **140**. Finally, the oxidative aromatization achieves the required product **139** (Scheme 53).

Cho *et al.* developed polynuclear N-fused hybrid scaffolds **143** from 2-(2-bromoaryl)indoles **141** and 2-aminoazoles **142** under microwave irradiation (Scheme 54).<sup>75</sup> The reaction worked well for benzo-fused 2-aminobenzimidazoles bearing electron-deficient and electron-donating substituents. The reaction was also found feasible with 2-(2-bromoaryl)indoles bearing methyl, methoxy, and fluoro substituents. The mechanistic studies disclosed that this reaction proceeded *via* C(sp<sup>2</sup>)-N coupling followed by intramolecular cyclocondensation to achieve the desired product.

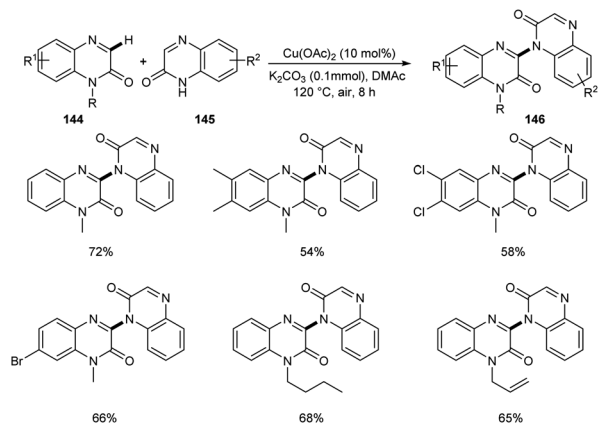
A new methodology to prepare 3-heteroaryl quinoxalin-2(1*H*)-ones has been reported by Zhang group.<sup>76</sup> The copper catalyzed coupling reaction of quinoxalin-2(1*H*)-ones **144** with unprotected 2-quinoxalinones **145** and 2-quinolinones **147** to afford C-3 heteroaryl quinoxalin-2(1*H*)-ones **146** and **148** respectively is described in this work under the optimized conditions ( $\text{Cu}(\text{OAc})_2$  (10 mol%),  $\text{K}_2\text{CO}_3$  (0.1 mmol) in DMAc 120 °C under air) (Scheme 55 and 56). Both electron-rich and electron-deficient quinoxalin-2(1*H*)-ones proved to be compatible substrates in this method to form the corresponding products in good yields. The substrate scope was found to be wide and unprotected 2-quinoxalinones and 2-quinolinones afforded moderate to good yields of product. Some of the synthesized compounds showed anti-tumour activities, confirming the application of this approach in medicinal field. The proposed mechanism for the copper catalyzed C–H/N–H cross coupling was established by control experiments (Scheme 57).



Scheme 54 Synthesis of polynuclear N-fused hybrid scaffolds from 2-(2-bromoaryl)indoles and 2-aminoazoles.





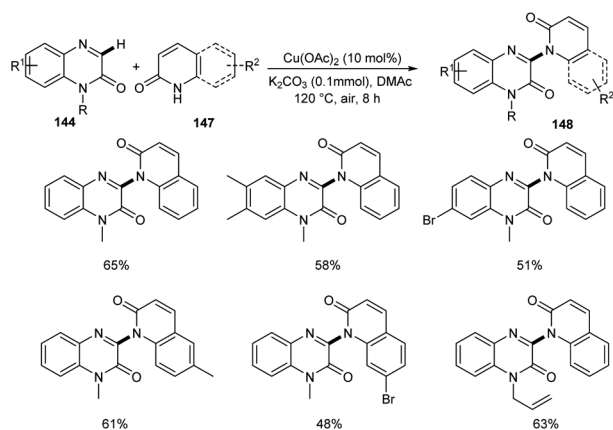


Scheme 55 Copper-mediated coupling reaction of quinoxalin-2(1H)-ones with 2-quinoxalones.

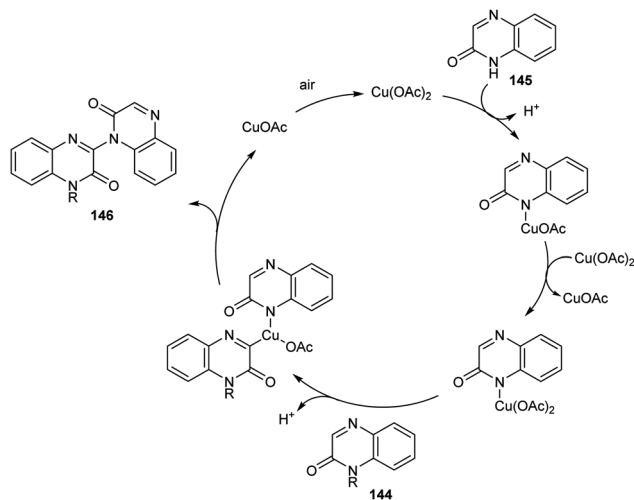
Zhang and co-workers disclosed the synthesis of 2-quinolinones **151** from electron-deficient acrylamides **149** and benzyne precursor **150** through a copper-catalyzed annulation strategy with arynes.<sup>77</sup> This method worked under  $\text{O}_2$  atmosphere with 50 mol%  $\text{Cu(OAc)}_2$  as the catalytic system (Scheme 58). The  $\text{Cu(OAc)}_2/\text{O}_2$  system avoided the use of metal-based oxidants. Substrate scope studies revealed the feasible annulation of a wide variety of  $\alpha$ -substituted acrylamides with alkyl, aryl and benzyl groups. The presence of electron-withdrawing group on  $\alpha$ -substituted acrylamides gave lower yields compared to electron-releasing groups. Application of this strategy in the synthesis of natural products are under scrutiny.

A facile Cu-catalyzed protocol for the synthesis of C-7 functionalized indoline derivatives **156** through C-7 functionalization of indoline **152** using sulfonamides **153**, carboxamides **154**, and anilines **155** through cross-dehydrogenative coupling was reported (Scheme 59).<sup>78</sup> The major advantages of this method includes the use of non-toxic, non-explosive and easily available precursors. The synthesis antiproliferative agent, ER-67836 *via* this method confirmed the synthetic utility of this method.

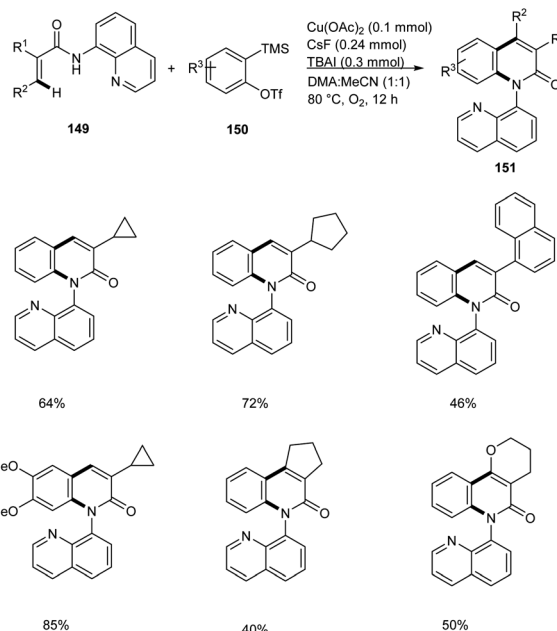
Later, the same group accomplished diarylamination of indolines **157**, indoles **160** and *N*-aryl-7-azaindoles **162**.<sup>79</sup> This



Scheme 56 Copper-mediated coupling reaction of quinoxalin-2(1H)-ones with 2-quinolinones.

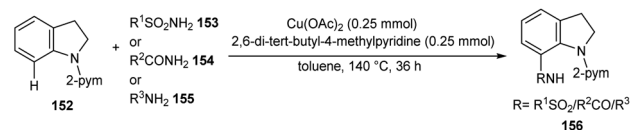


Scheme 57 Proposed mechanism for the synthesis of 3-heteroaryl quinoxalin-2(1H)-ones (this figure has been reproduced from ref. 76 with permission from Royal Society of Chemistry, copyright 2020).



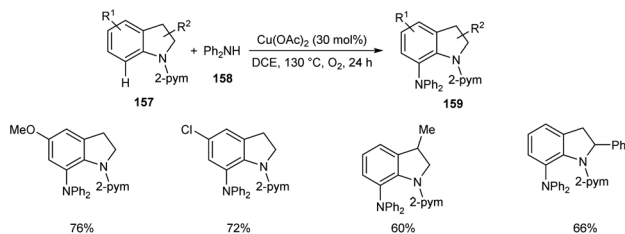
Scheme 58 Synthesis of 2-quinolinones from electron-deficient acrylamides *via* Cu catalyzed C-H/N-H annulation.

method developed diary laminated indoline **159**, indole **161** and azaindole derivatives **163** using diphenyl amine **158**. In this method  $\text{Cu(OAc)}_2$  (30 mol%) was the catalyst of choice under oxygen atmosphere at 130 °C (Scheme 60). Indolines with

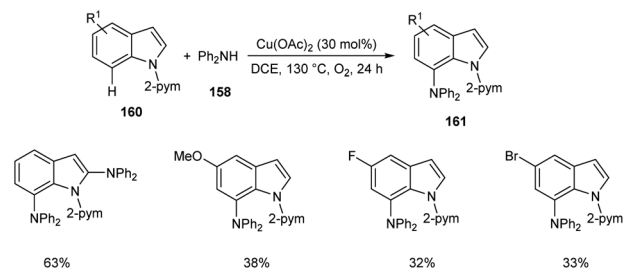


Scheme 59 C-7 Functionalization of indolines.





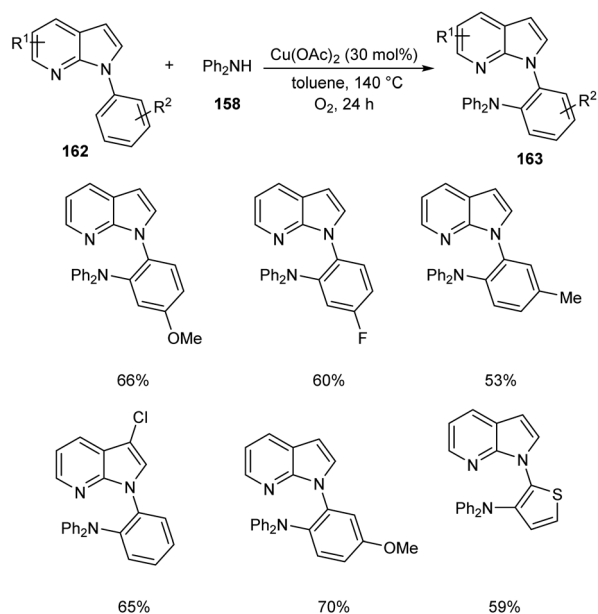
Scheme 60 Diarylation of indolines.



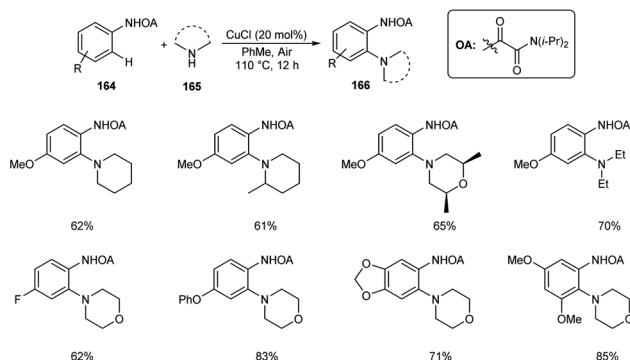
Scheme 61 Diarylation of indoles.

different substituents at C-2, C-3, and C-4 positions afforded the required products in good yields. This strategy was also proven to be compatible to amination of indole and *N*-aryl-7-azaindoles (Schemes 61 and 62). The reaction showed wide functional group tolerance with no noticing effect for the electronic nature of substrates. This methodology offers a new pathway towards the synthesis of triarylamine derivatives through C-H activation.

Dai and co-workers described the copper-catalyzed *ortho*-C-H amination of anilines **164** by utilizing oxamide as the directing group in the presence of amines **165** to furnish the required aminated product **166** (Scheme 63).<sup>80</sup> The catalyst

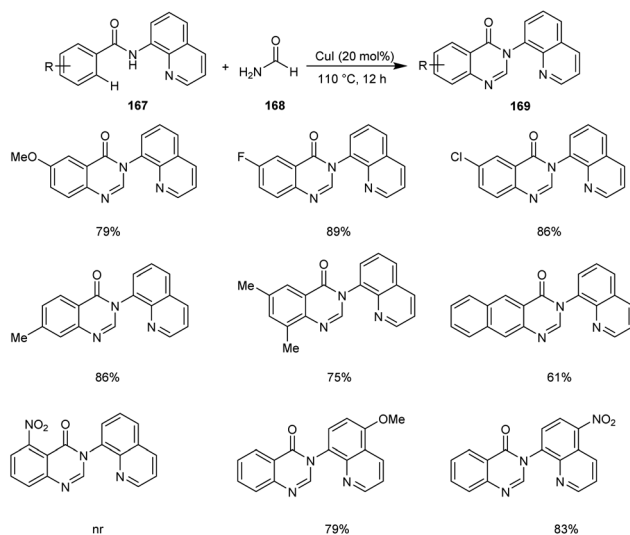


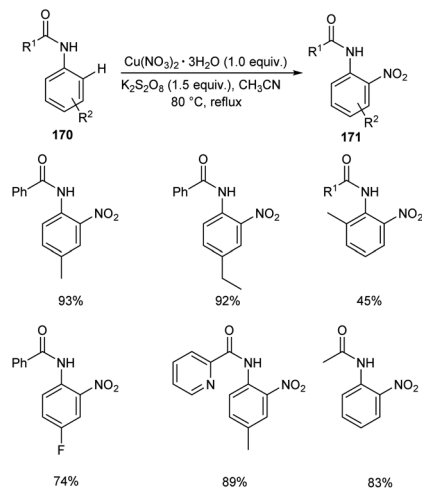
Scheme 62 Diarylation of azaindoles.

Scheme 63 Copper-catalyzed *ortho*-C-H amination of anilines.

exploited was CuCl in this reaction along with 1 atm of air as the indispensable oxidant. Here air does the job of converting Cu(I) to Cu(II) at the beginning of catalytic cycle. Under optimized conditions [CuCl (20 mol%), PhMe, 110 °C, air] wide variety of functional groups, including electron-rich, electron-deficient and heterocyclic amines were found to be worked smoothly in this reaction. They demonstrated the synthetic application of this method by introducing this strategy to the last-stage diversification of pharmaceutical drugs like Amino-glutethimide, Mesalazine, Chlorphenesin, Aphotalide and Anileridine.

Xia *et al.* disclosed a copper-catalyzed protocol for the synthesis of 4(3*H*)-quinazolinone **169**.<sup>81</sup> They selected *N*(quinolin-8-yl)benzamide **167** and formamide **168** as the model substrates and the optimized conditions includes 20 mol% of CuI in air at 110 °C (Scheme 64). There was no noticing variation in the yields of reaction with respect to the electronic factors of substrates. However, the substrates with substituents at the *ortho*-position of the aromatic ring failed to give the desired cyclisation product. This reaction includes C-H/N-H activation, cyclization and dehydration of arylamides with formamide in a tandem manner.

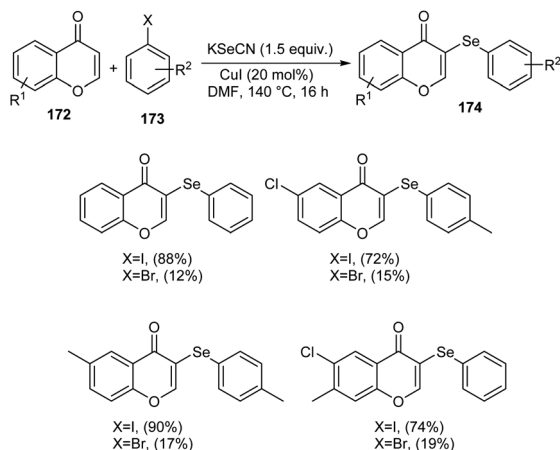
Scheme 64 Synthetic approach to 4(3*H*)-quinazolinone.

Scheme 65 Copper nitrate catalyzed *ortho* nitration of anilides.

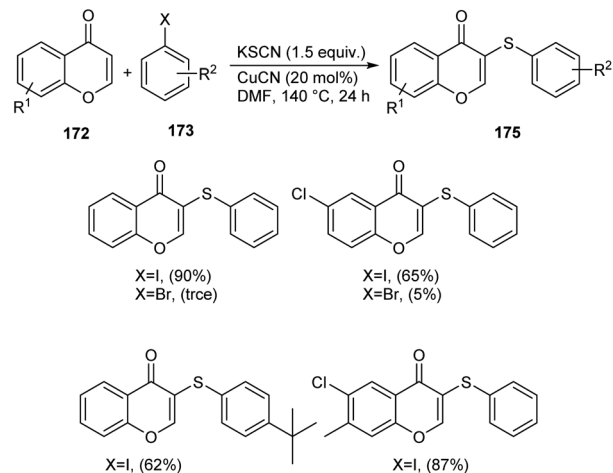
A copper nitrate catalyzed *ortho* nitration of anilides **170** to give the corresponding nitrated anilides **171** was reported by Vidavalur and co-workers (Scheme 65).<sup>82</sup> The substrate scope disclosed that excellent yields of products were obtained for anilides bearing electron-donating alkyl and alkoxy groups. Moreover, the reaction was found efficient to aryl sulfonamides and achieved the product in moderate yields. The major feature of this reaction is the use of environment friendly, inexpensive and easily available copper nitrate as the catalyst. However, the longer reaction time remains as a major drawback of this method.

### 3.3 C–S bond formation

Sulphur and selenium containing derivatives are important in the field of drug discovery as it exhibit wide range of biological activities. The formation of C–Se and C–S bond *via* C–H functionalization has emerged as a powerful method for the synthesis of numerous organic compounds. Zhou *et al.* described a methodology for ArSe- and ArS-substituted flavone derivatives through region selective C–H functionalization.<sup>83</sup> Flavone selenide **174** derivatives were prepared by the reaction



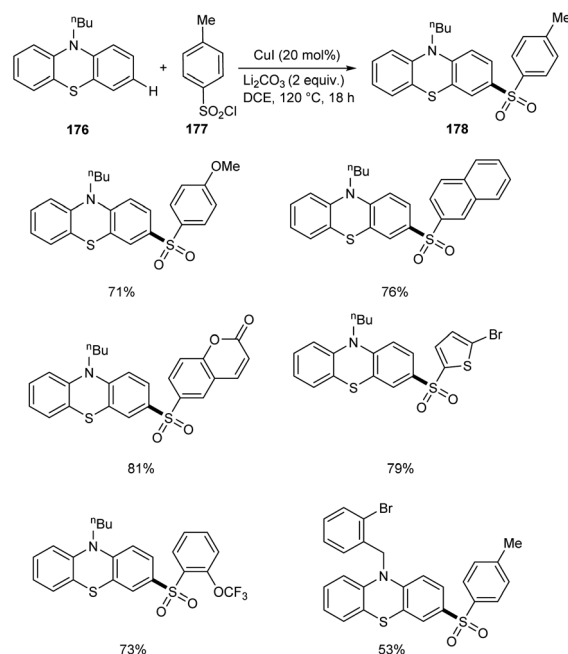
Scheme 66 Synthesis of selenium-containing flavone derivatives.



Scheme 67 Synthesis of sulphur-containing flavone derivatives.

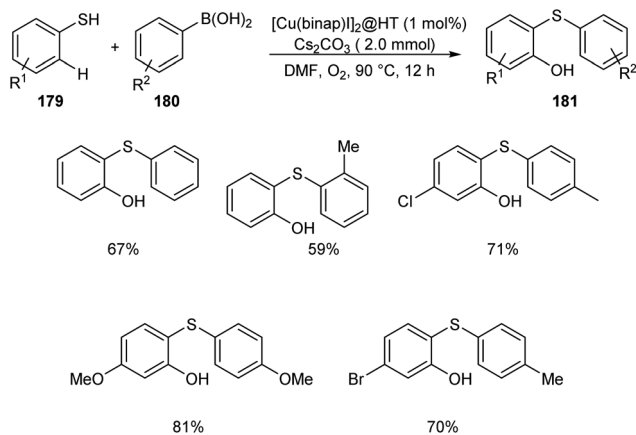
of flavone **172**,  $\text{KSeCN}$  and a haloarene **173** in the presence of  $\text{CuI}$  in  $\text{DMF}$  at  $140^\circ\text{C}$  for 16 h (Scheme 66). In this strategy iodoarenes were found to be more reactive than bromoarenes. Substituted iodoarenes gave excellent yields of product irrespective of the steric effect. They also described a suitable method for flavone sulphur derivatives **175** using  $\text{KSCN}$  instead of  $\text{KSeCN}$  in presence of  $\text{CuCN}$  catalyst (Scheme 67). Both electron-donating and electron-withdrawing substituted iodoarenes reacted well to furnish good yields of the required product.

In a report by Yuan and co-workers, phenothiazines **176** were subjected to a selective C-3 sulfonylation reaction using different variety of sulfonyl chlorides **177** providing sulfonylation products **178** in excellent yields.<sup>84</sup> Less toxic and inexpensive  $\text{CuI}$  was the catalyst in this method utilizing  $\text{DCE}$  as the



Scheme 68 Selective C-3 sulfonylation reaction of phenothiazines.

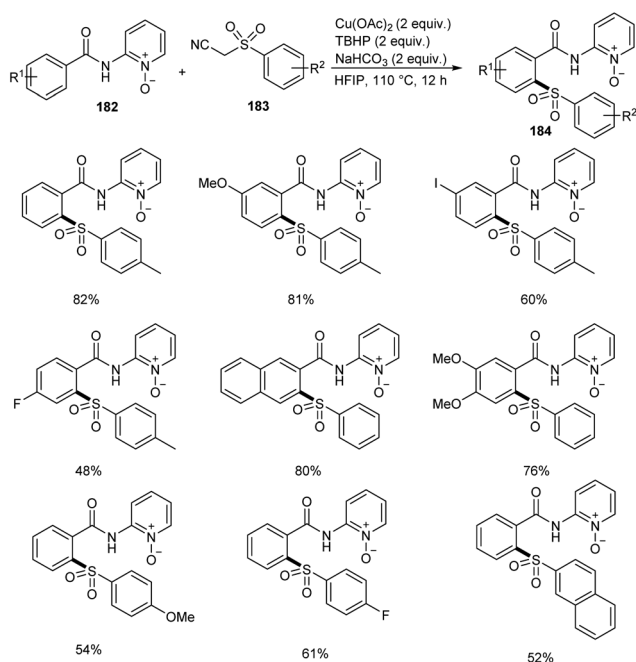




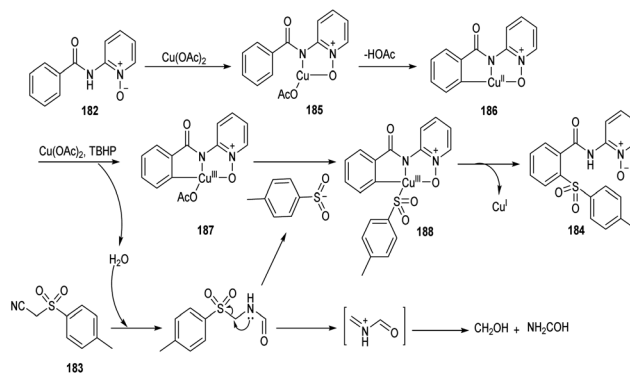
Scheme 69 Synthesis of thioether derivatives from arylboronic acids and benzenethiol.

solvent at 120 °C (Scheme 68). The substrate scope studies were well carried out with various aryl sulfonyl chlorides and achieved the required product in good yields irrespective of the electronic and steric factors. The reaction was also favourable to alkylsulfonyl chlorides. Selective sulfonylation occurs at electron-rich phenyl ring of phenothiazines rather than the electron-deficient one. The synthesis of poly(hetero)arenes from the sulfonylated phenothiazines further proves the synthetic utility of this reaction.

The wide applicability of aromatic thioethers in pharmaceutical field encouraged scientists to develop new methodologies for the synthesis of these compounds. Chen and co-workers established an efficient  $[\text{Cu}(\text{binap})\text{I}]_2@HT$  catalyzed cross coupling of arylboronic acid derivatives **180** with



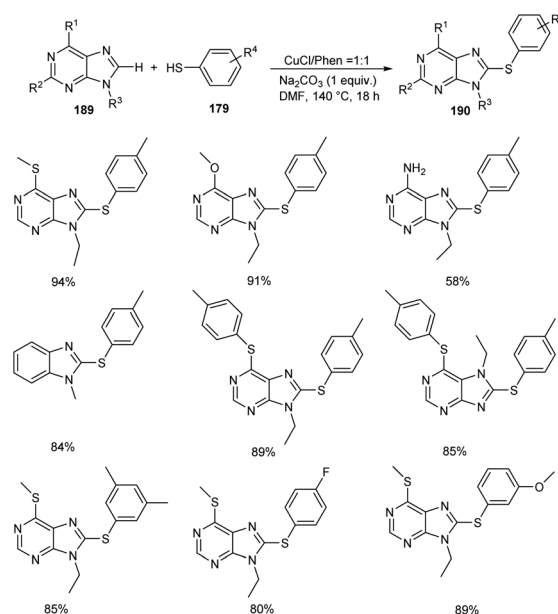
Scheme 70 Copper-mediated *ortho*-C–H sulfonylation of benzoic acid derivatives.



Scheme 71 Plausible mechanism for the *ortho*-C–H sulfonylation of benzoic acid derivatives (this figure has been reproduced from ref. 86 with permission from Royal Society of Chemistry, copyright 2020).

benzenethiol to **179** afford aromatic thioether derivatives **181** (Scheme 69).<sup>85</sup> The catalytic system was found tolerant to a wide variety of substituents on arylboronic acid and phenyl ring of thiophenols. Studies disclosed the dominant role of arylboronic acid in C–H hydroxylation compared to the substituents on thiophenols.

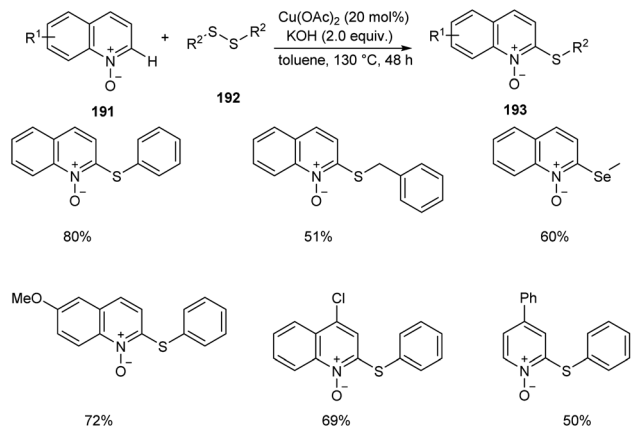
Song *et al.* reported copper-catalyzed *ortho*-C–H sulfonylation of benzoic acid derivatives by utilizing 2-pyridinyl isopropyl directing group (Scheme 70).<sup>86</sup> In this method they selected *p*-tosylmethyl isocyanide (TosMIC) **183** as the sulfonyl source rather than sulfonyl chlorides or sulfinate salts. The method involves the reaction between benzamides **182** and TosMIC **183** to achieve desired sulfonylation product **184**. The unique reactivity of 2-pyridinyl isopropyl directing group (PyO-directing group) plays a crucial role in promoting *ortho*-C–H sulfonylation. Both electron-donating and electron-withdrawing



Scheme 72 Cross-coupling reaction between purine derivatives and aryl thiols.

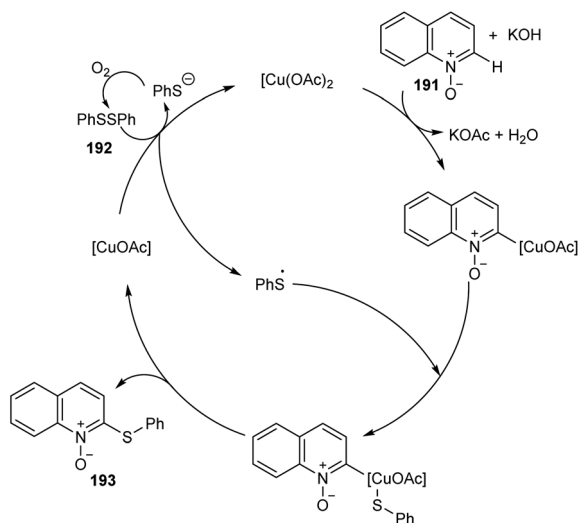




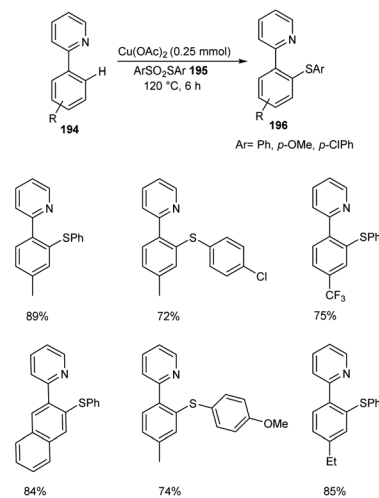
Scheme 73 Synthesis of 2-ArS-substituted aza-heteroaromatic *N*-oxides.

benzamide substrates were found to be well compatible with this reaction. In the case of *meta*-substituted benzamides, sulfonylation was selectively preferred at sterically less hindered position. TosMIC derivatives containing electron-donating group gave better yields than the corresponding electron-withdrawing ones. The proposed mechanism initiates with the formation of an intermediate complex **185** by the reaction between  $\text{Cu}(\text{OAc})_2$  and benzamide *via* ligand exchange. This complex then undergoes cyclometalation to achieve  $\text{Cu}(\text{II})$ -aryl species **186** through C–H cleavage. Later the oxidation of copper salts with TBHP forms the CNO-pincer type  $\text{Cu}(\text{III})$  complex **187**. The reaction of **187** with sulfonyl anion gives an intermediate **188**, which on reductive elimination acquired the desired product **184** (Scheme 71).

In 2020, Lin and co-workers demonstrated the synthesis of 8-sulfonyl-purine derivatives **190** *via* copper-mediated C–S cross-coupling reaction between purine derivatives **189** and aryl

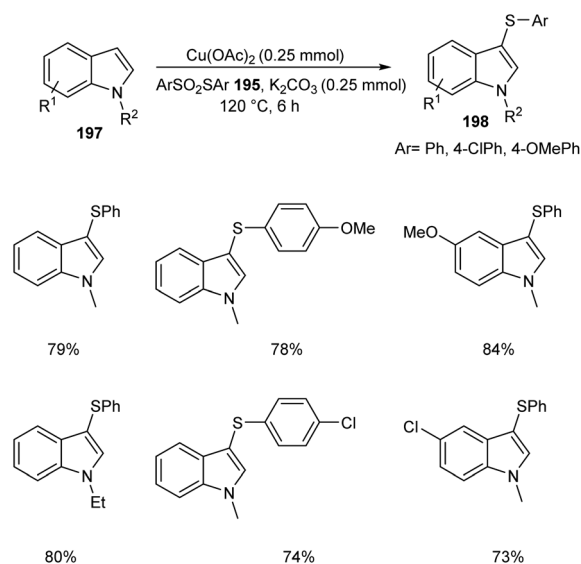


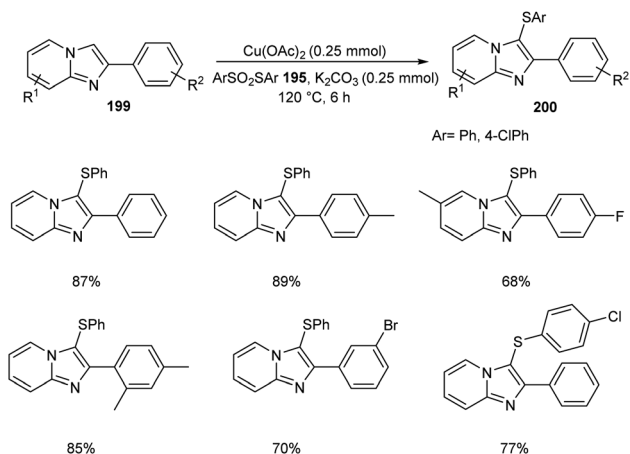
Scheme 74 Proposed catalytic cycle (this figure has been reproduced from ref. 88 with permission from Royal Society of Chemistry, copyright 2020).

Scheme 75 *Ortho*-Arylthiolation of 2-arylpyridines.

thiols **179** (Scheme 72).<sup>87</sup> Different variety of purine derivatives with substituents at the C2, C6, N7, and N9 were well tolerated in this reaction. Differently substituted 6-chloropurine derivatives also participated well in this reaction. Electron-rich thiophenol derivatives gave better yields of products compared to the electron-deficient ones. They disclosed the practicality of the strategy by performing the reaction with gram scale quantities and furnished the desired product in 85% yields.

An efficient regio selective approach towards the synthesis of 2-ArS-substituted aza-heteroaromatic *N*-oxides **193** from quinoline *N*-oxides **191** and disulfides **192** was reported.<sup>88</sup> The optimised condition includes  $\text{Cu}(\text{OAc})_2$  (20 mol%) as catalyst along with KOH (0.4 mmol) in toluene at 130 °C (Scheme 73). Diphenyl disulfide with electron-withdrawing group was found less efficient compared to the electron-donating groups. The substrates such as diphenyl diselenide and dimethyl diselenide were also performed well in thiolation process. However,

Scheme 76 *Ortho*-Arylthiolation of indoles.



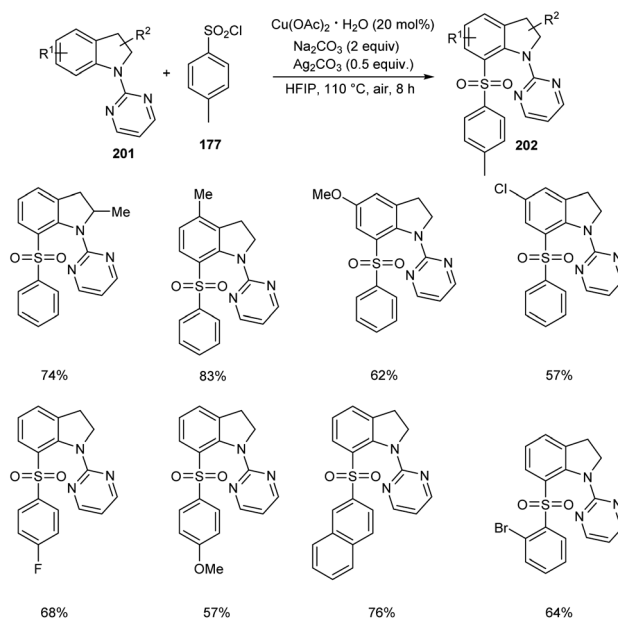
Scheme 77 Ortho-Arylthiolation of imidazopyridine derivatives.

substrates such as 3-bromoquinoline *N*-oxide, 4-methoxypyridine *N*-oxide and 3-bromopyridine *N*-oxide failed to achieve the expected products. Mechanism reveals the C–H cleavage of quinoline *N*-oxide as the significant step in this method (Scheme 74).

The *ortho*-arylthiolation of 2-arylpyridines was established by Jain and co-workers.<sup>89</sup> This method includes the reaction between 2-arylpyridines 194 and diaryldisulfides 195 under optimized condition [ $\text{Cu}(\text{OAc})_2$  (10 mol%) as the catalyst at  $120^\circ\text{C}$  under  $\text{N}_2$  atmosphere] and afforded excellent yields of phenylthiolated products 196 (Scheme 75). Moreover, they also described the arylthiolation of indole 197 and imidazopyridine derivatives 199, providing corresponding aryl thiolated product 198 and 200 respectively under slightly modified reaction conditions (Scheme 76 and 77). Substrate scope studies revealed the efficient reaction of different variety of arylthiolating reagent including electron-rich *S*-(4-methoxyphenyl) 4-methoxybenzenesulfonylthioate and electron-deficient *S*-(4-chlorophenyl) 4-chlorobenzenesulfonylthioate. The high selectivity and sole formation of monoarylthiolated products further enhanced the importance of this method in the synthesis of complex organic compounds.

The direct C-7 sulfonylation of indolines has been established very recently (Scheme 78).<sup>90</sup> Indolines 201 were reacted with the sulfonylating reagent, arylsulfonyl chlorides 177 in the presence of  $\text{Cu}(\text{OAc})_2$  to give C-7 functionalized indoline motifs 202. Wide range of substrates worked smoothly to furnish the desired products with extremely high regioselectivity and good functional group tolerance. The reaction was found applicable in scaling up to gram scale quantities with high efficiency.

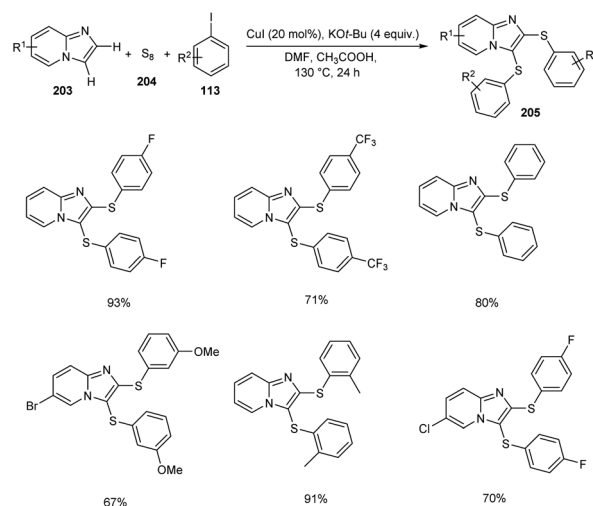
Adimurthy and co-workers reported the synthesis of disulfonylated product 205 imidazo[1,2-*a*]pyridines 203 utilizing aryl iodides 113 and elemental sulfur 204 *via* one-pot strategy (Scheme 79).<sup>91</sup> During this process two new C–S–C bonds are generated. Substrates such as methyl iodide and ethyl iodide failed in this reaction as the alkyl derivatives are less stable. Different aryl iodides bearing electron-rich and electron-deficient proceeded smoothly yielding the required product in excellent yields. They also provided a synthetic strategy to access

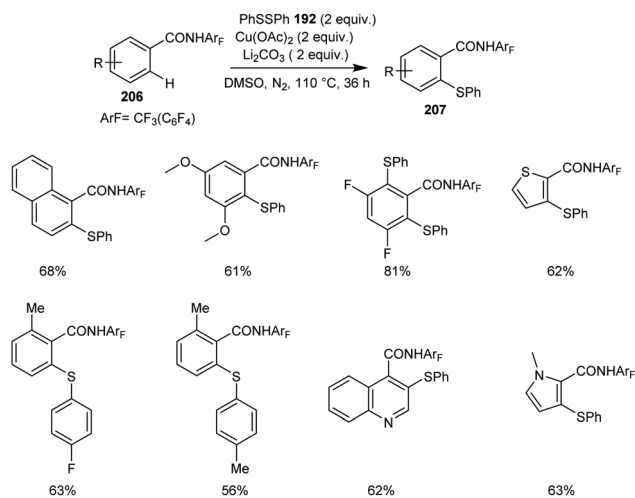


Scheme 78 C-7 sulfonylation of indolines.

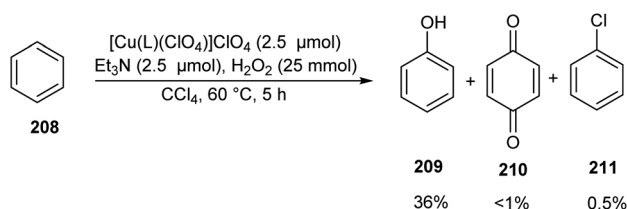
benzothieno-imidazo[1,2-*a*]pyridines form 2-(2-halophenyl)imidazo[1,2-*a*]pyridine through intramolecular sulfenocyclization.

The synthesis of thiolated benzamide derivatives 207 from benzamides 206 and disulphide 192 was reported by Dai and co-workers.<sup>92</sup> The optimized condition for this reaction includes 1 equiv. of  $\text{Cu}(\text{OAc})_2$  as the catalyst along with the 1 equiv. of  $\text{Li}_2\text{CO}_3$  as the base in DMSO at  $110^\circ\text{C}$  under  $\text{N}_2$  atmosphere (Scheme 80). The reaction was found suitable to electron-rich and electron-deficient benzamide derivatives. The sterically hindered *ortho*-substituted amide derivatives gave lower yields of products. Surprisingly, 3,5-difluoro benzamide showed high preference for di-thiolation product over mono-thiolation one. Different variety of heterocycles such as indole, pyrrole,

Scheme 79 Disulfonylation of imidazo[1,2-*a*]pyridines.



Scheme 80 Copper-mediated C–H thiolation of benzoic acid derivatives.



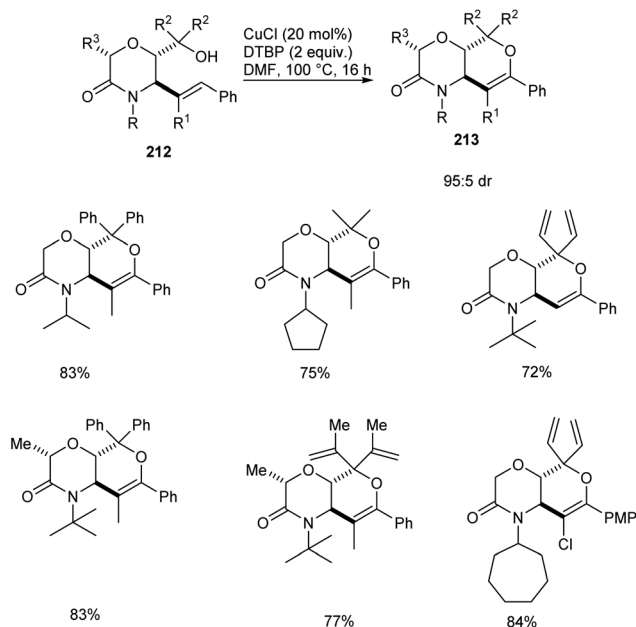
Scheme 81 Benzene hydroxylation.

imidazole, pyridine, thiophene and quinolone were also amenable to this strategy.

### 3.4 C–O bond formation

A series of bioinspired copper(II) complexes of N<sub>4</sub> ligands were developed as catalyst for hydroxylation of benzene **208**.<sup>93</sup> Benzene hydroxylation was carried out using these copper(II) complexes as catalyst in presence of H<sub>2</sub>O<sub>2</sub> (Scheme 81). The activity of the synthesised complexes was investigated and it was found that copper(II) complexes [Cu(L)(ClO<sub>4</sub>)ClO<sub>4</sub>] (L = *N,N*-bis(4-methoxy-3,5-dimethylpyridin-2-ylmethyl)-*N',N'*-dimethylpropane-1,3-diamine) afforded phenol **209** in slightly enhanced yields along with the byproduct benzoquinone **210** and chlorobenzene **211** in trace amount. Detailed studies revealed the high catalytic efficiency of complexes with trigonal-bipyramidal (TBP) geometry. The proposed hydroxylation mechanism was confirmed from DFT and TD-DFT calculations.

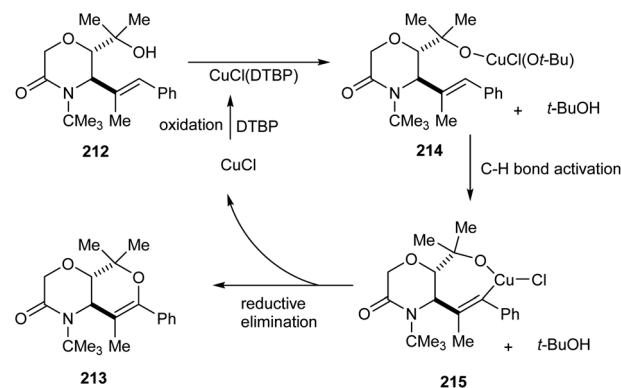
A copper-catalyzed oxidative alkoxylation of allylic morpholinols **213** for the synthesis of morpholinone-fused quaternary dihydropyrans **213** was established.<sup>94</sup> This highly regioselective reaction was carried out using 20 mol% of CuCl as the catalyst along with 2 equiv. of di-*tert*-butylperoxide (DTBP) as suitable oxidant in DMF (Scheme 82). The reaction was found to be successful and could yield a wide variety of morpholinone-fused quaternary dihydropyrans containing aryl, alkyl and vinyl substituents. For this reaction 6-*endo* cyclization product is preferred over the 5-*exo* product. The reaction of allyl



Scheme 82 Synthesis of morpholinone-fused quaternary dihydropyrans via copper-catalyzed oxidative alkoxylation.

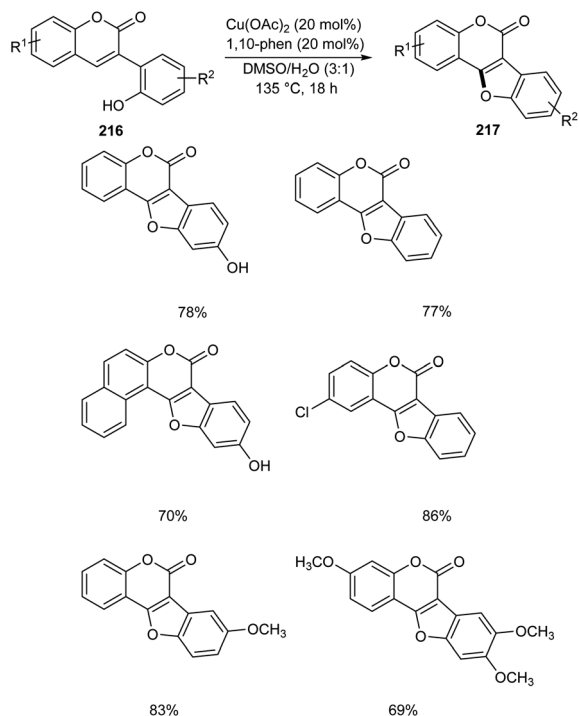
morpholinol **212** with a species formed *via* the reaction of CuCl and DTBP was the first step in the reaction mechanism. The resulting species **214** undergoes intramolecular C–H cupration to achieve a metallabicyclic intermediate **215**. Finally, reductive elimination of this **215** achieves the desired product **213** (Scheme 83).

Zou and co-workers demonstrated the synthesis of coumestans **217** from 2'-hydroxyl-3-arylcoumarins **216**.<sup>95</sup> Under optimized conditions (Cu(OAc)<sub>2</sub> (20 mol%), 1,10-phen (20 mol%), DMSO/H<sub>2</sub>O (3 : 1) at 135 °C, 18 h) (Scheme 84). The reaction was carried out under air and a wide functional group tolerance was observed. The synthesis of natural products such as coumestrol **218**, 9-methoxy-coumestrol **219**, 8,9-dimethoxy-coumestrol **220**, medicagol **221** and flemichapparin **222** *via* this method showed the wide applicability of this method in natural product synthesis (Fig. 1).



Scheme 83 Proposed mechanism for the synthesis of morpholinone-fused quaternary dihydropyrans (this figure has been reproduced from ref. 94 with permission from Royal Society of Chemistry, copyright 2020).





Scheme 84 Synthetic approach towards coumestans from 2'-hydroxyl-3-arylcoumarins.

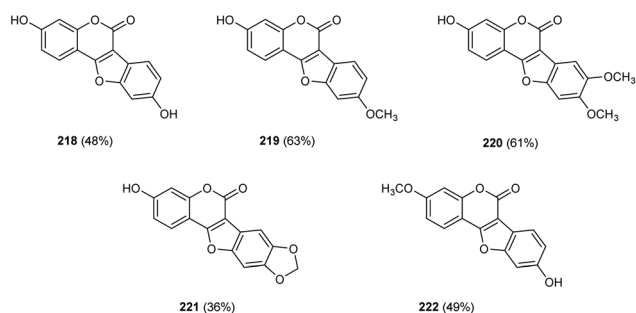
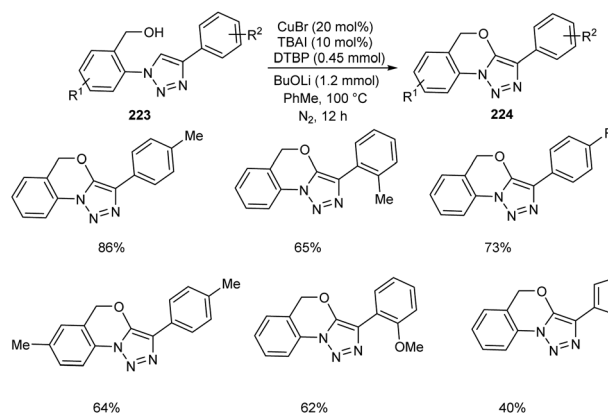


Fig. 1 Natural products synthesized by utilizing the above strategy.

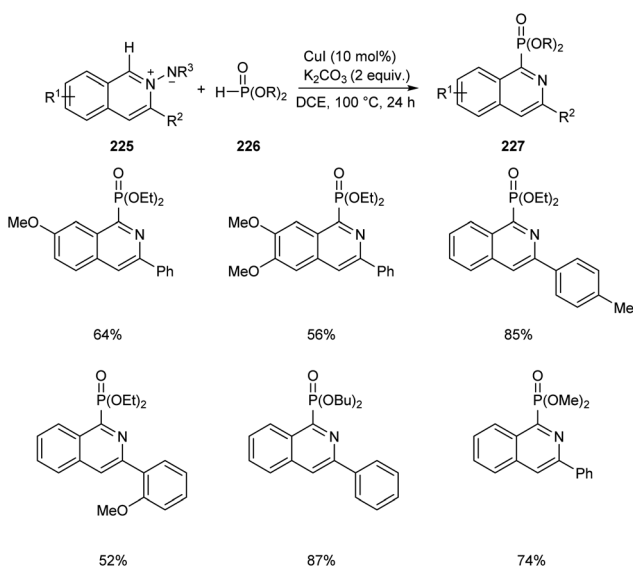
Li and co-workers synthesized tricyclic triazole-benzoxazines **223** through copper-mediated intramolecular C–H alkoxylation of 1,4-disubstituted 1,2,3-triazoles **224** (Scheme 85).<sup>96</sup> This new methodology has extensive application in the field of medicinal and agro chemistry. It was observed that the 1,4-disubstituted 1,2,3-triazoles with electron-donating and electron-withdrawing groups were well tolerated in this reaction. They also disclosed the anti-fungal activity of some of the synthesised compounds against *F. oxysporum*, *F. solani*, and *C. destructans*.

### 3.5 C–P bond formation

Copper-mediated synthesis of phosphorus containing isoquinoline skeletons **227** from *N*-iminoisoquinolinium ylides **225** with H-phosphonates **226** via C–H phosphonation has been developed (Scheme 86).<sup>97</sup> CuI allowed the efficient C–H phosphonation of *N*-iminoisoquinolinium ylides with H-



Scheme 85 Synthesis of tricyclic triazole-benzoxazines from 1,4-disubstituted 1,2,3-triazoles.



Scheme 86 CuI mediated synthesis of phosphorus containing isoquinoline skeletons via C–H phosphonation.

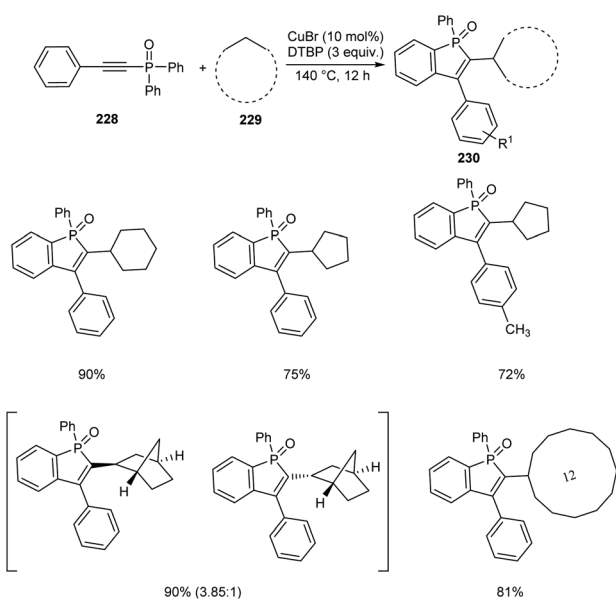
phosphonates which showed wide functional group tolerance. The main significance of this method is that it offers a new pathway towards the formation of C–P bond via C–H activation.

## 4 Miscellaneous

An efficient protocol towards cycloalkyl benzo[*b*]phosphole oxides **230** through Cu-catalyzed reaction between diaryl(arylethynyl)phosphine oxides **228** and cycloalkanes **229** was established.<sup>98</sup> This reaction was carried out at 140 °C with di-*tert*-butyl peroxide (DTBP) as beneficial oxidant (Scheme 87). A wide variety of cycloalkanes such as cycloheptane, cyclododecane, norbornane *etc.* were compatible with this methodology. Diaryl(arylethynyl)phosphine oxides bearing electron-donating groups and electron-withdrawing groups were successfully reacted to afford the desired products in moderate to excellent yields. It was also revealed the higher





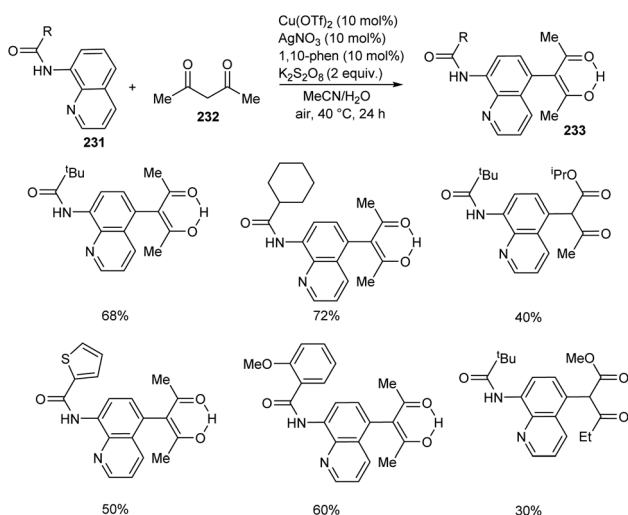


Scheme 77 Cu-catalyzed synthesis of cycloalkyl benzo[*b*]phosphole oxides.

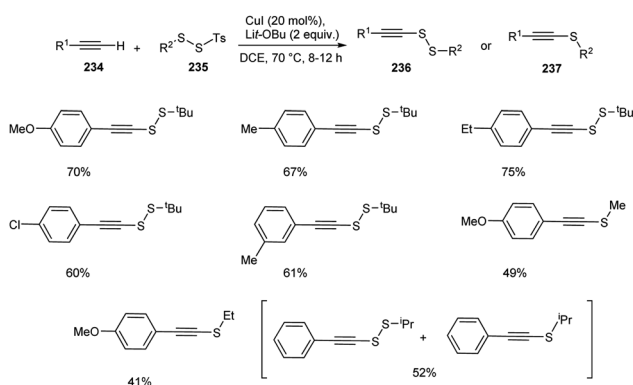
reactivity of tertiary C–H bond compared to the secondary and primary ones using suitable substrates. Norbornane afforded two isomers in good yields with a ratio of *exo* and *endo* (3.85 : 1).

The method was successfully applied towards the synthesis of cycloalkyl benzo[*b*]phosphole oxides in gram scale with an isolated yield of 61%.

Zhao *et al.* developed a synthetic approach for C-5 functionalized 8-aminoquinoline amides **233** through copper/silver co-catalyzed cross-dehydrogenative coupling between 8-aminoquinoline amides **231** and 1,3-dicarbonyl compounds **232**.<sup>99</sup> The product was formed in excellent yield using a combination of AgOAc (10 mol%) and Cu(OTf)<sub>2</sub> (10 mol%) as catalyst, K<sub>2</sub>S<sub>2</sub>O<sub>8</sub> (2 equiv.) as oxidant, 1,10-phenanthroline (10 mol%) in mixed solvent system of MeCN and H<sub>2</sub>O (1 : 3 v/v) at 40 °C for 24 h



Scheme 88 Functionalization of 8-aminoquinoline amides.

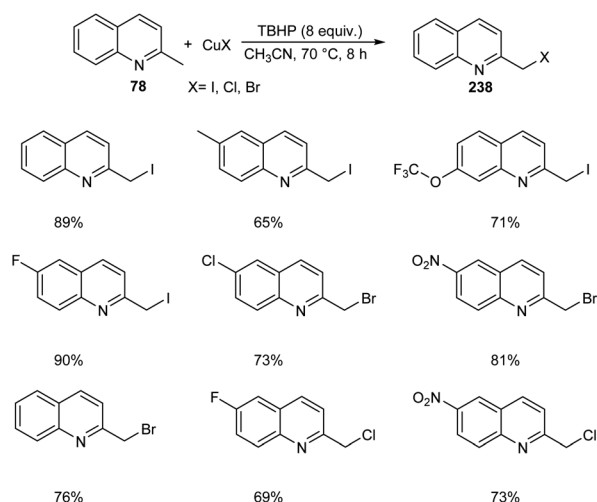


Scheme 89 Synthetic approach for alkynyl disulfides.

(Scheme 88). The substrate scope of the reaction was found to be wide including linear, branched and cyclic alkyl amides.

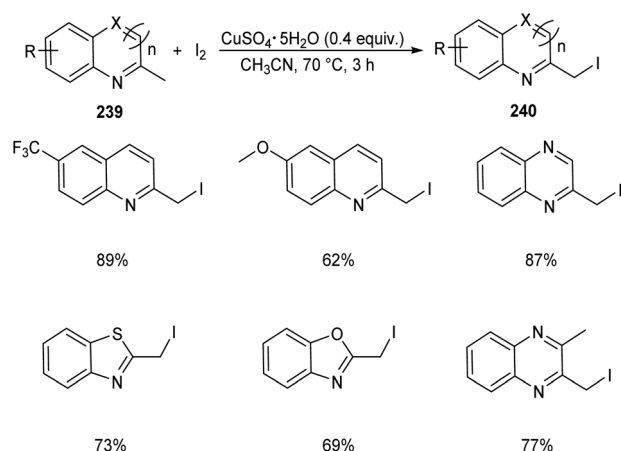
Recently, Song and co-workers introduced a synthetic approach for the preparation of alkynyl disulfides **236** or alkynyl sulfides **237** from terminal alkynes **234** and disulfides **235** using CuI as the catalyst in DCE at 70 °C (Scheme 89).<sup>100</sup> The reaction using *SS*-methyl or *SS*-ethyl *p*-toluenesulfonyl(dithioperoxyates) rather than the bulky *SS*-tertbutyl one, resulted in the formation of alkyne sulfides as major product in moderate yields. Surprisingly, the mixture of alkyne disulfide and alkyne sulfide were obtained when *SS*-isopropyl substrate was utilized. Thus steric hindrance of electrophiles plays a critical role in controlling this transformation. This protocol offers an efficient synthesis of medicinally relevant compounds such as fully substituted triazoles and pyrene-gemcitabine conjugate.

Chen *et al.* designed two simple and efficient strategies to access series of heterobenzyl halides.<sup>101</sup> They prepared large variety of 2-halomethylquinolines **238** from 2-methylquinolines **78** and TBHP *via* CuX (X = I, Br, Cl) catalyzed one-pot reaction (Scheme 90). Inspired from the results of first method, they developed a second protocol in which 2-methylheterocycles **239** and iodine were reacted in the presence of CuSO<sub>4</sub> · 5H<sub>2</sub>O to form



Scheme 90 Synthetic strategy for heterobenzyl halides.



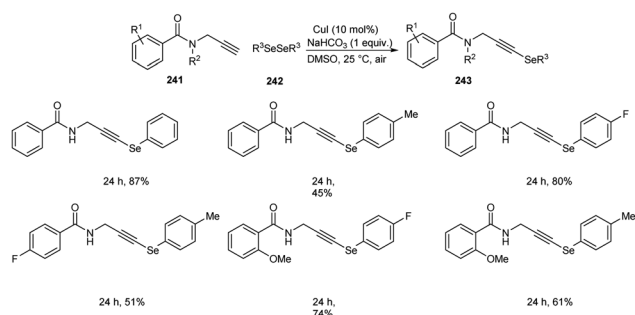


Scheme 91 Synthesis of heterobenzyl iodides from 2-methylheterocycles and iodine.

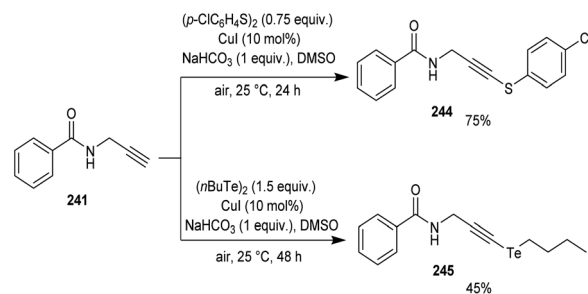
heterobenzyl iodides **240** (Scheme 91). The salient features of this method are easily accessible reactants, cheap catalyst, wide substrate scope and the operational simplicity.

Godoi and co-workers synthesized organoselenium-containing propynylbenzamides **243** by copper-catalyzed cross-coupling of propynylbenzamides **241** and diorganyl diselenides **242** (Scheme 92).<sup>102</sup> Under the optimized conditions [CuI (10 mol%) and NaHCO<sub>3</sub> (1 equiv.) in DMSO at 25 °C under air] different benzamides were reacted with various diorganyl diselenides furnishing the desired product in moderate to good yields. Moreover, the reaction was also useful to organosulphur **244** and organotellurium benzamide **245** derivatives (Scheme 93).

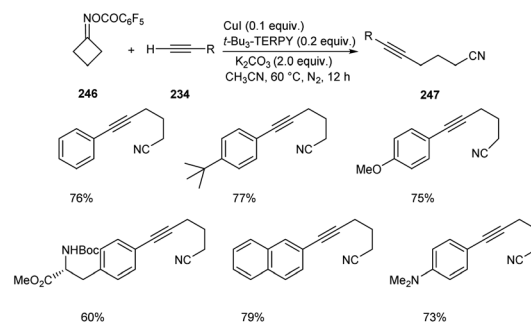
Zhu and co-workers developed a new synthetic pathway towards the synthesis of  $\gamma$ -alkynylated ketones and  $\gamma$ -alkynyl alkylnitriles.<sup>103</sup> The reaction between cyclobutanone oxime esters **246** and terminal alkyne **234** via C(sp<sup>3</sup>)-C(sp) coupling afforded  $\gamma$ -alkynyl alkylnitriles **247** in good yields. Along with CuI (0.2 equiv.) a suitable ligand 4,4',4''-tri-*tert*-butyl-2,2':6',2''-terpyridine (*t*-Bu<sub>3</sub>-TERPY, 0.2 equiv.) and potassium carbonate (2.0 equiv.) as base in acetonitrile at 60 °C was the optimal reaction condition (Scheme 94). Aryl acetylenes with electron-donating and electron-withdrawing groups performed the reaction successfully giving the desired products in excellent yields. The synthesis of  $\gamma$ -alkynylated ketones **249** involve the



Scheme 92 Cross-coupling reaction between amides and diorganyl diselenides.



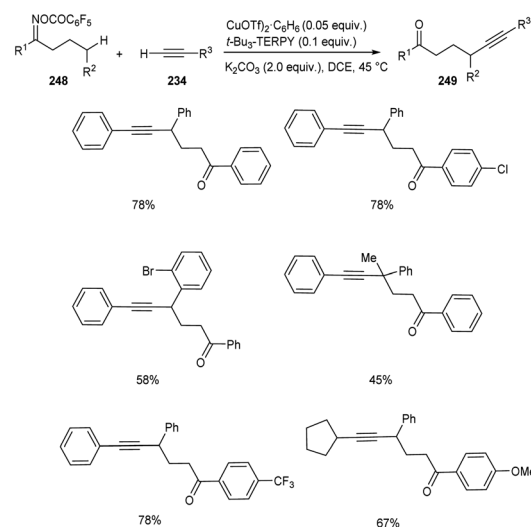
Scheme 93 Synthesis of organochalcogenyl-amide derivatives with sulphur and tellurium atoms.



Scheme 94 Synthesis of  $\gamma$ -alkynyl alkylnitriles.

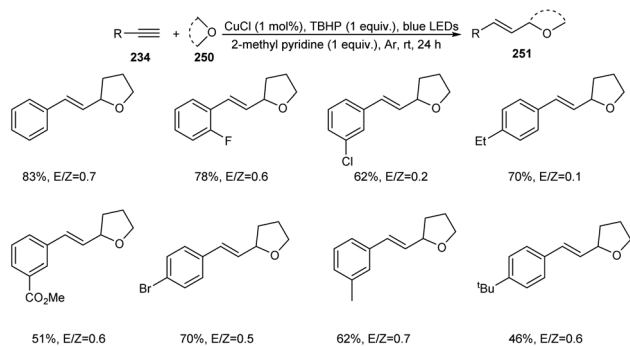
reaction between oxime esters **248** and **234** through  $\gamma$ -C(sp<sup>3</sup>)-H alkylation. The optimized reaction condition includes Cu(OTf)<sub>2</sub>·C<sub>6</sub>H<sub>6</sub> (0.5 equiv.) as catalyst, *t*-Bu<sub>3</sub>-TERPY (0.1 equiv.) as ligand and K<sub>2</sub>CO<sub>3</sub> (2 equiv.) as base in DCE at 45 °C (Scheme 95). The substrate scope studies revealed that this reaction was proceeded smoothly without being influenced by the electronic nature of oxime esters.

A photoredox synthesis of 2-vinyl heterocycle derivatives **251** from terminal alkynes **234** and oxygen-containing heterocycles



Scheme 95 Synthesis of  $\gamma$ -alkynylated ketones.

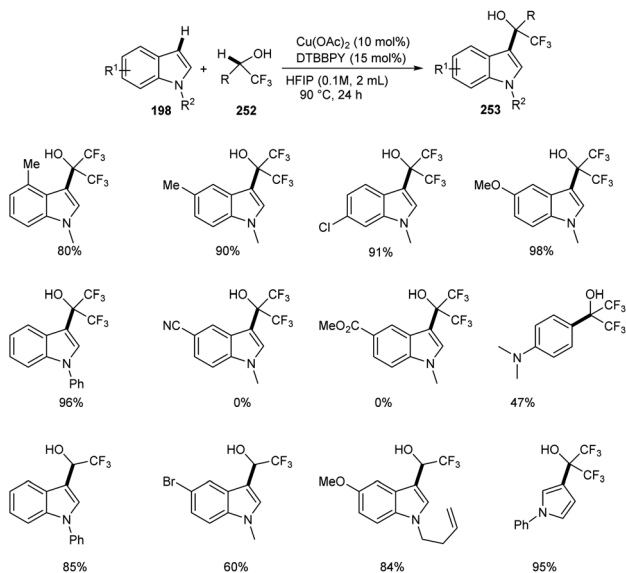




Scheme 96 Synthesis of 2-vinyl heterocycle derivatives.

**250** was established.<sup>104</sup> The reaction was carried out under visible light irradiation in the presence of CuCl catalyst (Scheme 96). The 2-vinyl heterocycle derivatives were achieved in moderate to good yields with *E/Z* isomeric ratios ranging from 0.1 to 4.1. The reaction worked well with electron-donating and electron-withdrawing phenylacetylene. It was noticed that sterically hindered phenylacetylenes such as *tert*-butyl-substituted phenylacetylene afforded lower yields of product. Aromatic heterocyclic terminal alkynes were also found successful partners in this strategy. Other than tetrahydrofuran, dioxane, dioxolane and tetrahydropyran also participated in this reaction smoothly.

Regioselective synthesis of hydroxyfluoroalkylated indole derivatives **253** from indoles **197** and fluoroalcohols **252** was established.<sup>105</sup> The reaction was carried out using 1-methyl-1*H*-indole **253** as the model substrate and the optimized condition includes 10 mol% Cu(OAc)<sub>2</sub> as catalyst, 15 mol% of 4,4'-di-*tert*-butyl-2,2'-bipyridine (DTBBPY) as ligand in 2 mL of hexafluoroisopropanol (HFIP) at 90 °C under an air atmosphere for 24 h (Scheme 97). Indoles with electron-withdrawing group



Scheme 97 Coupling reaction of aza-aromatic rings with fluoroalcohols.

such as -CN and -CO<sub>2</sub>Me were found unfavourable towards this strategy. Free N-H of indoles like *N*-methylindole derivatives also underwent this reaction. The reaction was also carried out using trifluoroethanol (TFE) instead of HFIP as solvent and obtained excellent yields of product.

## 5 Conclusion

This review summarizes recent developments in copper-catalyzed C-H functionalization reactions, mainly focusing on C(sp<sup>3</sup>)-H and C(sp<sup>2</sup>)-H bond. The direct C-H functionalization reaction has emerged out as a powerful strategy for the synthesis of a wide variety of organic compounds. The wide applicability of these reactions attracted scientific community and motivated them to develop new methods using relatively less toxic 3d transition metals. Copper-catalyzed reaction has gained significant attention because of its cost effective, less toxic and environment-friendly behaviour. Some of the suggested protocols exhibit high regio- and chemo selectivity and extremely high functional group tolerance.

Copper catalysis was found to be efficient towards C-H functionalization of ethers, toluene derivatives and anilide derivatives. As for their application in pharmaceutical chemistry, some of the reported C-H functionalization reactions were successfully utilized in the feasible synthesis of certain drugs such as (±)-Sensipar and poly(hetero)arenes. Moreover, C-H functionalization has been efficiently applied for the synthesis of natural products like coumestrol, 9-methoxy-coumestrol, 8,9-dimethoxy-coumestrol, medicagol and flemichapparin. Some of the methods described were found successful towards gram scale reaction, thus enhancing the application in industrial field. However, the application of copper-catalyzed reactions to large-scale synthesis needs efficient, scalable and safe technologies. The preparation of drug molecules of high purity remains as a challenge in pharmaceutical industry. The use of copper catalyst in substantial quantity (10–30 mol%) would definitely create a problem while applying this reaction in industrial scale, where the chromatographic purification of product is not possible. The major ways to overcome this limitation include avoiding the use of C-H functionalization as a last step in the multicomponent synthesis of target drug motif and recrystallization of the product for several times. Recently, the use of colorimetric analyses and Inductive Coupled Plasma Mass Spectrometry (ICP-MS) has been increased to detect and remove the metal impurities. Nowadays, much research has been focused to develop more practical and reliable techniques for the application of copper catalyzed reactions in large scale.

In spite of these pronouncing developments, some limitations remain in this area. As we can observe, most of the strategies require harsh reaction condition such as elevated temperatures. Additionally, the use of green solvents has not been widely exploited. Moreover, it is absolutely clear from the reported works that most of the methods rely on copper halides and copper acetate as the catalytic systems. The reported strategies have been widely concentrated on functionalization of C(sp<sup>2</sup>)-H bonds, despite of the predominance of C(sp<sup>3</sup>)-H bonds in organic compounds. This aspect points out the need



to focus the future research on functionalization of C(sp<sup>3</sup>)-H bond.

In summary, a wide variety of methodologies have been reported so far, which can be effectively applied towards the efficient synthesis of large number of complex organic compounds in the upcoming years. From our studies its well understood that explorations are continuing on this field to develop more environment friendly protocols to achieve the organic compounds having significant activities in pharmaceutical and biological field.

## Conflicts of interest

There are no conflicts to declare.

## Acknowledgements

TA and CMA thank the Council of Scientific and Industrial Research (CSIR, New Delhi) for junior research fellowships. NM thanks the Kerala State Council for Science, Technology and Environment (KSCSTE, Trivandrum) for the award of a research fellowship. GA thanks the KSCSTE, Trivandrum for a research grant (Order No. 341/2013/KSCSTE dated 15.03.2013). The authors are also thankful to EVONIK Industries, Germany for financial support (ECRP 2016 dated 6.10.2016).

## References

- 1 T. W. Lyons and M. S. Sanford, *Chem. Rev.*, 2010, **110**, 1147–1169.
- 2 J. F. Hartwig, *Nature*, 2008, **455**, 314–322.
- 3 K. Godula and D. Sames, *Science*, 2006, **312**, 67–72.
- 4 J. Q. Yu, R. Giri and X. Chen, *Org. Biomol. Chem.*, 2006, **4**, 4041–4047.
- 5 R. G. Bergman, *Nature*, 2007, **466**, 391–393.
- 6 D. Balcells, E. Clot and O. Eisenstein, *Chem. Rev.*, 2010, **110**, 749–823.
- 7 B. G. Hashiguchi, S. M. Bischof, M. M. Konnick and R. A. Periana, *Acc. Chem. Res.*, 2012, **45**, 885–898.
- 8 (a) M. C. Henry, M. A. B. Mostafaand and A. Sutherland, *Synthesis*, 2017, **49**, 4586–4598; (b) J. R. Huckins, E. A. Bercot, O. R. Thiel, T. L. Hwang and M. M. Bio, *J. Am. Chem. Soc.*, 2013, **135**, 14492–14495; (c) R. Sunke, R. Bankala, B. Thirupataiah, E. V. V. S. Ramarao, J. S. Kumar, H. M. Doss, R. Medishetti, P. Kulkarni, R. K. Kapavarapu, M. Rasool, J. Mudgal, J. E. Mathew, G. G. Shenoy, K. V. L. Parsa and M. Pal, *Eur. J. Med. Chem.*, 2019, **174**, 198–215; (d) T. Besson and C. Fruit, *Synthesis*, 2016, **48**, 3879–3889.
- 9 (a) L. Ackermann, R. Vicente and R. Born, *Adv. Synth. Catal.*, 2008, **350**, 741–748; (b) T. Cernak, K. D. Dykstra, S. Tyagarajan, P. Vachal and S. W. Krska, *Chem. Soc. Rev.*, 2016, **45**, 546–576; (c) R. Sunke, V. Kumar, M. A. Ashfaq, S. Yellanki, R. Medisetti, P. Kulkarni, E. V. V. S. Ramarao, N. Z. Ehtesham and M. Pal, *RSC Adv.*, 2015, **5**, 44722–44727; (d) R. Sunke, V. Kumar, E. V. V. S. Ramarao, R. Bankala, K. V. L. Parsa and M. Pal, *RSC Adv.*, 2015, **5**, 70604–70608.
- 10 (a) H. M. L. Davies and J. R. Manning, *Nature*, 2008, **451**, 417–424; (b) E. J. E. C. Diaz, M. Urbano, D. J. Buzard and R. M. Jones, *Bioorg. Med. Chem. Lett.*, 2016, **26**, 5378–5383; (c) S. D. Friis, M. J. Johansson and L. Ackermann, *Nat. Chem.*, 2020, **12**, 511–519.
- 11 T. Pei and R. A. Widenhoefer, *J. Org. Chem.*, 2001, **66**, 7639–7645.
- 12 L. Wang and L. Ackermann, *Org. Lett.*, 2013, **15**, 176–179.
- 13 V. J. Olsson and K. J. Szabo, *J. Org. Chem.*, 2009, **74**, 7715–7723.
- 14 A. N. Vedernikov, *Curr. Org. Chem.*, 2007, **11**, 1401–1416.
- 15 A. A. Mishra, D. Subhedar and B. M. Bhanage, *Chem. Rec.*, 2018, **18**, 1–30.
- 16 S. A. Johnson, *Dalton Trans.*, 2015, **44**, 10905–10913.
- 17 D. Alberico, M. E. Scott and M. Lautens, *Chem. Rev.*, 2007, **107**, 174–238.
- 18 D. A. Colby, R. G. Bergman and J. A. Ellman, *Chem. Rev.*, 2010, **110**, 624–655.
- 19 R. A. Jagtap and B. Punji, *Asian J. Org. Chem.*, 2019, **9**, 326–342.
- 20 E. M. Beck and M. J. Gaunt, *Top. Curr. Chem.*, 2010, **292**, 85–121.
- 21 S. N. M. Boddapati, R. Tamminana, R. K. Gollapudi, S. Nurbasha, M. E. Assal, O. Alduhaish, M. R. H. Siddiqui, H. B. Bollikolla and S. F. Adil, *Molecules*, 2020, **25**, 1788.
- 22 S. Radhika, N. A. Harry, M. Neetha and G. Anilkumar, *Org. Biomol. Chem.*, 2019, **17**, 9081–9094.
- 23 K. S. Sindhu and G. Anilkumar, *RSC Adv.*, 2014, **4**, 27867–27887.
- 24 F. Ullmann and J. Bielecki, *Ber. Dtsch. Chem. Ges.*, 1901, **34**, 2174–2185.
- 25 A. Sujatha, A. M. Thomas, A. P. Thankachan and G. Anilkumar, *ARKIVOC*, 2015, **1**, 1–28.
- 26 K. S. Sindhu, A. P. Thankachan, P. S. Sajitha and G. Anilkumar, *Org. Biomol. Chem.*, 2015, **13**, 6891–6905.
- 27 S. Asha, A. M. Thomas, S. M. Ujwaldev and G. Anilkumar, *ChemistrySelect*, 2016, **1**, 3938–3941.
- 28 S. R. Chemler, *Beilstein J. Org. Chem.*, 2015, **11**, 2252–2253.
- 29 Z. K. Li, X. S. Jia and L. Yin, *Synthesis*, 2018, **50**, 4165–4188.
- 30 M. L. Kantam, C. Gadipelly, G. Deshmukh, K. R. Reddy and S. Bhargava, *Chem. Rec.*, 2018, **19**, 1302–1318.
- 31 J. G. Huang, Y. Guo, Y. D. Li, H. W. Liu, D. H. Liao and Y. F. Ji, *Eur. J. Org. Chem.*, 2015, **24**, 5334–5338.
- 32 S. A. Girard, T. Knauber and C. J. Li, *Angew. Chem., Int. Ed.*, 2014, **53**, 74–100.
- 33 J. C. Lo, Y. Yabe and P. S. Baran, *J. Am. Chem. Soc.*, 2014, **136**, 1304–1307.
- 34 T. M. Y. Shaikh and S. A. R. Mulla, *ChemistrySelect*, 2018, **3**, 719–723.
- 35 Y. Li, J. Q. Shang, X. X. Wang, W. J. Xia, T. Yang, Y. Xin and Y. M. Li, *Org. Lett.*, 2019, **21**, 2227–2230.
- 36 C. Zhu, H. Zeng, C. Liu, F. Chen and H. Jiang, *Org. Lett.*, 2019, **21**, 4900–4904.





- 37 Z. Yan, N. X. Wang, X. W. Gao, J. L. Li, Y. H. Wu, T. Zhang, S. L. Chen and Y. Xing, *Adv. Synth. Catal.*, 2019, **361**, 1007–1011.
- 38 X. Li, H. Zhao, H. Jiang and M. Zhang, *Org. Chem. Front.*, 2020, **7**, 425–429.
- 39 Z. Yin, Y. Zhang, S. Zhang and X. F. Wu, *Adv. Synth. Catal.*, 2019, **361**, 1–6.
- 40 X. P. Yan, C. K. Li, S. F. Zhou, A. Shoberu and J. P. Zou, *Tetrahedron*, 2020, DOI: 10.1016/j.tet.2020.131342.
- 41 L. J. Zhou, K. Wang, H. R. Guan, A. Q. Zheng, H. T. Yang and C. B. Miao, *J. Org. Chem.*, 2020, **85**, 7925–7938.
- 42 S. K. Ghoraj, V. G. Gopalsamuthiram, A. M. Jawalekar and R. E. Patre, *Tetrahedron*, 2017, **73**, 1769–1794.
- 43 S. Kramer, *Org. Lett.*, 2019, **21**, 65–69.
- 44 J. Ranjith and P. R. Krishna, *Tetrahedron Lett.*, 2019, **60**, 1437–1440.
- 45 X. Liang, X. Huang, M. Xiong, K. Shen and Y. Pan, *Chem. Commun.*, 2018, **54**, 8403–8406.
- 46 J. Long, L. Le, T. Iwasaki, R. Qiu and N. Kambe, *J. Org. Chem.*, 2020, **85**, 482–492.
- 47 Z. Yuan, C. Zhu, Z. Ma and C. Xia, *Chem. Commun.*, 2018, **54**, 11033–11036.
- 48 J. Ranjith and P. R. Krishna, *Asian J. Org. Chem.*, 2019, **14**, 1448–1451.
- 49 M. V. Kirillova, T. A. Fernandes, V. Andre and A. M. Kirillova, *Org. Biomol. Chem.*, 2019, **17**, 7706–7714.
- 50 W. Yu, W. Wu and H. Jiang, *Chin. J. Chem.*, 2019, **37**, 1158–1166.
- 51 L. Huang, X. Xun, M. Zhao, J. Xue, G. Li and L. Hong, *J. Org. Chem.*, 2019, **84**, 11885–11890.
- 52 K. N. Kumada, S. Saga, Y. Matsuzawa, M. Hayashi, M. Shigeno and Y. Kondo, *Chem.–Eur. J.*, 2020, **26**, 4496–4499.
- 53 Z. T. Liu and X. P. Hu, *Chem. Commun.*, 2018, **54**, 14100–14103.
- 54 L. Fan, Z. Zhang, T. Wang, Q. Liang and J. Zhao, *Org. Chem. Front.*, 2018, **5**, 2492–2495.
- 55 E. Liang, Y. Wu, J. Chen, W. Xiong, J. Zhao, X. Yao and X. Tang, *Tetrahedron*, 2019, **75**, 130783.
- 56 F. Wang, X. Li, Z. Li, S. Zhou and W. Zhang, *ACS Omega*, 2019, **4**, 331–343.
- 57 Z. Zhang, S. Wang, C. Hu, N. Ma, G. Zhang and Q. Liu, *Tetrahedron*, 2018, **74**, 7472–7479.
- 58 M. Y. Min, R. J. Song, X. H. Ouyang and J. H. Li, *Chem. Commun.*, 2019, **55**, 3646–3649.
- 59 M. R. Lonka, J. Zhang, T. Gogula and H. Zou, *Org. Biomol. Chem.*, 2019, **17**, 7455–7460.
- 60 P. Kamboj, S. Dutt, S. Chakroborty and V. Tyagi, *Tetrahedron Lett.*, 2019, **60**, 151162–151167.
- 61 Q. Zhang, T. Wang, X. Zhang, S. Tong, Y. D. Wu and M. X. Wang, *J. Am. Chem. Soc.*, 2019, **45**, 18341–18348.
- 62 A. Z. Cao, Y. T. Xiao, Y. C. Wu, R. J. Song, Y. X. Xie and J. H. Li, *Org. Biomol. Chem.*, 2020, **18**, 2170–2174.
- 63 W. Q. Zhao, K. Qian, C. W. Su, L. Shao, W. Zhou, D. M. Cui, C. Zhang and X. L. Wang, *New J. Chem.*, 2019, **43**, 10162–10165.
- 64 B. Ma, Z. Tang, J. Zhang and L. Liu, *Chem. Commun.*, 2020, **56**, 9485–9488.
- 65 D. K. Pandey, A. B. Shabade and B. Punji, *Adv. Synth. Catal.*, 2020, **362**, 2534–2540.
- 66 W. Li, A. Varenikov and M. Gandelman, *Eur. J. Chem.*, 2020, **2020**, 3138–3141.
- 67 A. Luo, M. Zhang, Z. Fu, J. Lan, D. Wu and J. You, *Beilstein J. Org. Chem.*, 2020, **16**, 530–536.
- 68 X. Chu, Y. Wu, H. Lu, B. Yang and C. Ma, *Eur. J. Org. Chem.*, 2020, **2020**, 1141–1144.
- 69 F. Li, X. J. Gu, C. E. Zeng, X. Li, B. Liu and G. L. Huang, *Eur. J. Org. Chem.*, 2020, **2020**, 2923–2928.
- 70 D. Chen, L. Huanga, J. Yanga, J. Ma, Y. Zheng, Y. Luo, Y. Shen, J. Wu, C. Feng and X. Lv, *Tetrahedron Lett.*, 2018, **59**, 2005–2009.
- 71 S. Cacchia, A. Ciogli, N. Demitri, G. Fabrizi, F. Ghirga, A. Goggiamani, A. Iazzetti and D. Lamba, *Synthesis*, 2018, **50**, 3513–3519.
- 72 P. R. Clark, G. D. Williams and N. C. O. Tomkinson, *Org. Biomol. Chem.*, 2019, **17**, 7943–7955.
- 73 A. B. Viveki, D. N. Garad, R. G. Gonnade and S. B. Mhaske, *Chem. Commun.*, 2020, **56**, 1565–1568.
- 74 K. Sun, S. Mu, Z. Liu, R. Feng, Y. Li, K. Pang and B. Zhang, *Org. Biomol. Chem.*, 2018, **16**, 6655–6658.
- 75 T. D. Diep, P. D. Q. Dao, S. L. Ho and C. S. Cho, *Eur. J. Org. Chem.*, 2020, **2020**, 2807–2812.
- 76 T. Guo, C. C. Wang, X. H. Fu, Y. Liu and P. K. Zhang, *Org. Biomol. Chem.*, 2019, **17**, 3333–3337.
- 77 C. Chen, Y. Hao, T. Y. Zhang, J. L. Pan, J. Ding, H. Y. Xiang, M. Wang, T. M. Ding, A. Duan and S. Y. Zhang, *Chem. Commun.*, 2019, **55**, 755–758.
- 78 M. Kumar, Raziullah, A. A. Khan, A. Ahmad, H. S. Dutta, R. Kant and D. Koley, *J. Org. Chem.*, 2019, **84**, 13624–13635.
- 79 M. Kumar, R. Sharma, Raziullah, A. A. Khan, A. Ahmad, H. S. Dutta, R. Kant and D. Koley, *Org. Lett.*, 2020, **22**, 2152–2156.
- 80 P. Wu, W. Huang, T. J. Cheng, H. X. Lin, H. Xu and H. X. Dai, *Org. Lett.*, 2020, **22**, 5051–5056.
- 81 J. Sun, G. Wang, L. Hao, J. Han, H. Li, G. Duan, G. You, F. Li and C. Xia, *ChemCatChem*, 2019, **11**, 2799–2802.
- 82 M. R. Depa, S. Potla, U. C. Narkheda, V. D. Jadhav and S. Vidavalur, *Tetrahedron Lett.*, 2020, **61**, 152223.
- 83 J. Zhu, B. Xu, J. Yu, Y. Ren, J. Wang, P. Xie, C. U. Pittman and A. Zhou, *Org. Biomol. Chem.*, 2018, **16**, 5999–6005.
- 84 C. Liu, Y. Shen and K. Yuan, *Org. Biomol. Chem.*, 2019, **17**, 5009–5013.
- 85 Q. Zhang, H. Wang, W. Hu, X. Xu, Z. Xu, C. Chen and D. Wang, *J. Chem. Technol. Biotechnol.*, 2020, **95**, 2027–2033.
- 86 C. L. Fan, L. B. Zhang, J. Liu, X. Q. Hao, J. L. Niu and M. P. Song, *Org. Chem. Front.*, 2019, **6**, 2215–2219.
- 87 W. Jiang, J. Zhuge, J. Li, G. Histan and D. Lin, *J. Org. Chem.*, 2020, **85**, 2415–2425.
- 88 M. Lai, K. Zhai, C. Cheng, Z. Wu and M. Zhao, *Org. Chem. Front.*, 2018, **5**, 2986–2991.
- 89 P. Sharma and N. Jain, *J. Org. Chem.*, 2019, **84**, 13045–13052.
- 90 C. Zhi, Q. Wang, S. Liu, Y. Xue, L. Shi, X. Zhu, X. Q. Hao and M. P. Song, *J. Org. Chem.*, 2020, **85**, 1022–1032.



- 91 R. Semwal, C. Ravi, S. Saxena and S. Adimurthy, *J. Org. Chem.*, 2019, **84**, 14151–14160.
- 92 P. Wu, T. J. Cheng, H. X. Lin, H. Xu and H. X. Dai, *Tetrahedron Lett.*, 2020, **61**, 152062.
- 93 S. Muthuramalingam, K. Anandababu, M. Velusamy and R. Mayilmurugan, *Inorg. Chem.*, 2020, **59**, 5918–5928.
- 94 T. K. Beng, M. Bauder, M. J. Rodriguez and A. Moreno, *New J. Chem.*, 2018, **42**, 16451–16455.
- 95 X. Song, X. Luo, J. Sheng, J. Li, Z. Zhu, Z. Du, H. Miao, M. Yan, M. Li and Y. Zou, *RSC Adv.*, 2019, **9**, 17391–17398.
- 96 X. Ma, H. Li, H. Xin, W. Du, E. A. Anderson, X. Dong and Y. Jian, *Org. Lett.*, 2020, **14**, 5320–5325.
- 97 X. C. Zhan, Y. Y. Hei, J. L. Song, P. C. Qian, X. G. Zhang and C. L. Deng, *Org. Chem. Front.*, 2019, **6**, 1453–1457.
- 98 D. Ma, J. Pan, L. Yin, P. Xu, Y. Gao, Y. Yin and Y. Zhao, *Org. Lett.*, 2018, **20**, 3455–3459.
- 99 F. Zhan, W. Zhang and H. Zhao, *Synthesis*, 2020, **52**, 1007–1014.
- 100 J. Li, M. Li, X. Duan, W. Song and Q. Song, *Tetrahedron Lett.*, 2020, **61**, 152256.
- 101 W. Z. Bi, C. Qu, X. L. Chen, S. K. Wei, L. B. Qu, S. Y. Liu, K. Sun and F. Zhao, *Tetrahedron Lett.*, 2018, **74**, 1908–1917.
- 102 E. B. Balbom, F. Gritzenco, A. Spweranca, M. Godoi, D. Alves, T. Barcellos and B. Godoi, *Tetrahedron*, 2020, **75**, 4017–4023.
- 103 Z. Li, R. O. T. Ochoa, Q. Wang and J. Zhu, *Nat. Commun.*, 2020, **11**, 403–409.
- 104 Q. Song, Z. Liu, Q. C. Gan, T. Lei, C. H. Tung and L. Z. Wu, *Org. Lett.*, 2020, **22**, 832–836.
- 105 J. Chen, M. Li, J. Zhang, W. Sun and Y. Jiang, *Org. Lett.*, 2020, **22**, 3033–3038.

